


DIN RAIL BOXES

Extendable Module Box

- 17.5mm width module box, extendable
- Box has a detachable end plate
- Extension box is sideless
- Each module, has 8 removable screw terminals
- Top hat 35mm DIN rail or surface mounting
- Moulded in flame retardant UL94-V0

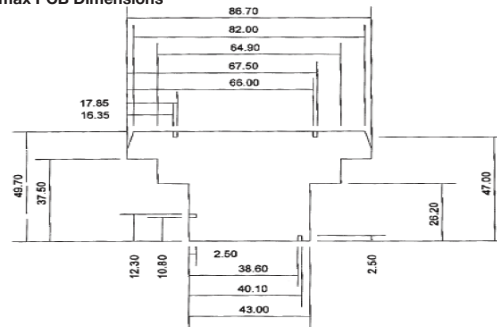


TYPE NO.	DESCRIPTION
CMEB	17.5mm Module box
CMEB/E	Extension

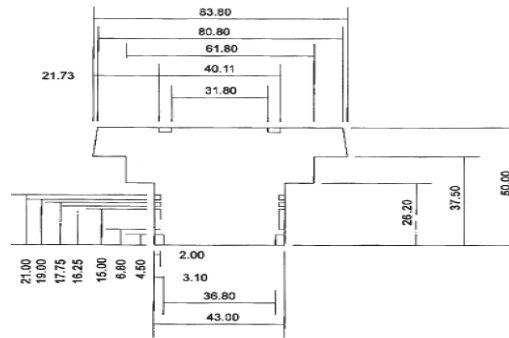
SPECIFICATION

Rating Terminals	8A/250VAC
Cable entry	2x2.5mm ² Solid or Standard
Terminal protection	IP20

CMEB max PCB Dimensions



CMEB/E max PCB Dimensions



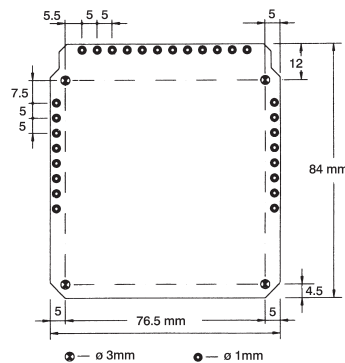
Vertical Box for DIN Rail

- Designed for 5mm pitch terminal blocks
- Two sizes, 22.5mm or 45mm wide
- Solid & perforated plates to cover unused terminal areas
- Three sides accept 12-way terminal blocks each side
- Complete box contains one 12-way closed, three 4-way closed & three 4-way perforated plates



SPECIFICATION

Rating Terminals	8A/250VAC
Cable entry	2x2.5mm ² Solid or Standard
Terminal protection	IP20



TYPE NO.	DESCRIPTION	SIZE
CVB225/KIT	Complete plastic box	22.5x82x90mm
CVB450/KIT	Complete plastic box	45x82x90mm
CVBPF4	4 way perforated	CVB Vent Plate
CVBPP4	4 way closed plate	CVB Blind Plate
CVBPP12	12 way closed plate	CVB Blind Plate Long
CVBMSC	Prototyping board	

UNIVERSAL ENCLOSURES

HAND HELD CASES

HEAVY DUTY ENCLOSURES

DIN RAIL BOXES

INTERFACE SUPPORTS

CONTROL STATIONS

DIECAST & METAL BOXES

DESKTOP & INSTRUMENT CASES

POTTING BOXES

19" ENCLOSURES

19" SUBRACKS

CUSTOM SIZED ENCLOSURES

CUSTOM SERVICES



+44 (0)1638 716101
info@camdenboss.com
www.camdenboss.com

We operate a constant improvement policy,
our products are subject to change without notice.

Ver 1.0

CAMDENBOSS
ELECTRONICS & ENCLOSURES

X-ON Electronics

Largest Supplier of Electrical and Electronic Components

Click to view similar products for [Enclosures, Boxes, & Cases](#) *category:*

Click to view products by [Camden](#) *manufacturer:*

Other Similar products are found below :

[CR-425 PAINTED](#) [585-R-WH-PK](#) [M-10-PLATED](#) [60221-01](#) [60566-01-000](#) [HPL-9VB BATT DOOR](#) [M-16-LID-PLATED](#) [M18-PLTD](#) [M-21-LID-PLATED](#) [M-21-PLATED](#) [M-23-PLATED](#) [CU-281-MB](#) [6711GSKT](#) [71884-29-028](#) [LH45-100 Black](#) [7200B](#) [72868-510-000](#) [CNS-0000 Black](#) [72883-510-000](#) [CNS-0101 Black](#) [72906-510-000](#) [CNS-0407 Black](#) [73091-510-000](#) [CNM-0000-BLACK Kit](#) [73092-510-000](#) [CNM-0101 Black](#) [73108-510-000](#) [CNL-0303 Black](#) [73395-510-039](#) [CNS-0006 Bone](#) [74257-510-000](#) [CNL-0004](#) [MDC-1183-PLAIN-ALUM](#) [MDC-1183-PTD](#) [MDC-13104-PLAIN-ALUM](#) [MDC-211 - PAINTED IVORY/BEIGE](#) [MDC-321-PTD](#) [MDC-432-PLAIN-ALUM](#) [MDC-973-PTD](#) [76](#) [77153-01-028](#) [FLX6030](#) [83535-01-508](#) [PS-11296-G](#) [PS-11298-B](#) [116-508](#) [120-407](#) [120-412](#) [120-909](#) [120-455](#) [R272-100-000](#) [120-910](#) [R501-001-010](#) [R508-080-000](#) [R508-160-000](#) [R530-120-000](#) [R530-122-000](#) [R530-200-000](#) [R531-160-000](#) [R531-200-000](#) [R582-080-100](#)