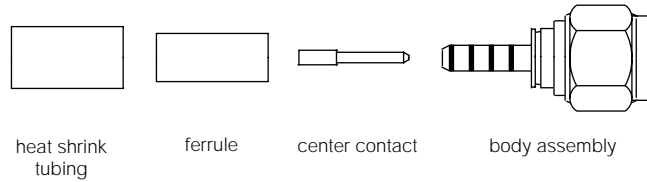
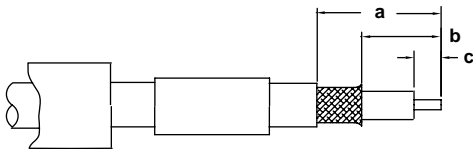


CRIMP-CRIMP TYPES FOR FLEXIBLE CABLE



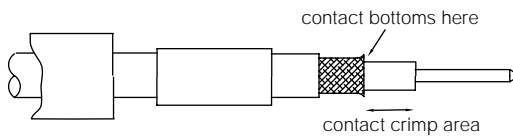
Amphenol Number	Connector Type	Cable RG-/U	Stripping Dimensions, inches (mm)			Contact Data Positioner for Tool 227-1454	Outer Ferrule Data			CTL Series Tool
			a	b	c		Positioner for M22520/1-01	Hex Cav. for Outer ferrule	Die Set for Tool 227-944	
901-101-15*	SMA Plug	142B, 400	.531(13.5)	.250(3.2)	.141(3.6)	—	/1-15	.213(5.4)	227-1221-11 Cav. A	CTL-1
901-9511-1SFC	SMA Plug	55, 58, 141, 142, 223, 400	.300(7.6)	—	.090(2.3)	227-1451-1	—	.213(5.4)	227-1221-11 Cav. A	CTL-1
901-9511-3*	SMA Plug	174, 179B,	.470(11.9)	.170(4.3)	.120(3.0)	227-1451-1	—	.128(3.3)	227-1221-03	CTL-139
901-9511-3SF*	SMA Plug	187A, 316	.470(11.9)	.170(4.3)	.120(3.0)	227-1451-1	—	.128(3.3)	227-1221-03	CTL-139
901-9511-3SFC	SMA Plug	174, 179, 187, 188, 316	.470(11.9)	.170(4.3)	.120(3.0)	227-1451-1	—	.128(3.3)	227-1221-03	CTL-139
901-9511-12SF*	SMA Plug	DbL. Br. 316	.470(11.9)	.170(4.3)	.120(3.0)	227-1451-1	—	.151(3.8)	227-1221-37 Cav. B	CTL-139
901-9511-12SFC	SMA Plug	DbL. Br. 316	.470(11.9)	.170(4.3)	.120(3.0)	227-1451-1	—	.151(3.8)	227-1221-37 Cav. B	CTL-139

Step 1



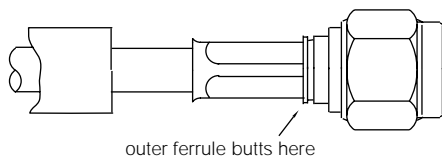
Step 1 Slide heat shrink tubing and outer ferrule onto cable. Strip cable jacket, braid and dielectric to dimensions shown in table above. All cuts are to be sharp and square. Do not nick braid, dielectric or center conductor when cutting. Flare end of cable braid slightly as shown to facilitate insertion of inner ferrule. Do not comb out braid.

Step 2



Step 2 For crimp contact type only:
Crimp center contact to cable conductor using 8-indent Tool and Positioner shown in Table above. Note: Contact must bottom against cable dielectric.
***For solder type connectors:**
Solder contact to center conductor.

Step 3



Step 3 Install inner ferrule of body assembly over cable dielectric and under braid. Place outer ferrule against body and crimp with tool 227-944 (M22520/5-01) and die set shown in table above. Place heat shrink tubing over crimp ferrule, against body, and apply heat.

X-ON Electronics

Largest Supplier of Electrical and Electronic Components

Click to view similar products for [amphenol manufacturer](#):

Other Similar products are found below :

[JTPQ00RT-16-35P\(453\)](#) [CF-509621-29P](#) [BF8-1218-31SV-Y70](#) [TVP00RGW-23-6SA\(LC\)](#) [RNJ27CI1535P014](#) [10-553998-139](#) [10-507142-843](#) [GTS02R20-15P-025-116](#) [ACC02E28-51S-003-B30-LC](#) [TV06RL-13-35SD-LC](#) [TV06RL-13-35SD](#) [TV06RL-13-98SD-LC](#) [TV06RL-13-98SD](#) [TVP00RW-23-53AD](#) [100-007-213-002-001](#) [JT07RT-22-14PB-453](#) [10-037090-161](#) [10-541504-001](#) [10-580902-409](#) [TV97RW-9-9S\(S15\)](#) [TVPS00RGF-9-5P-LC](#) [TVPS00RGF-9-5PA-LC](#) [TV06RW-25-90AE](#) [97-3108B16S-5PW-417](#) [PT06J20-24SW](#) [97-3108B16S-4PY-417](#) [97-3108B16S-4PX-417](#) [97-3108B16S-5PY-417](#) [97-3108B16S-4PW-417](#) [CS-DSDMDB37MF-025](#) [97-3108B16S-5PZ-417](#) [TV06RW-25-46AE](#) [TVS07RF-21-16AA](#) [TVS07RF-21-39BA](#) [GTC02R32-17S-025-RDS](#) [GTC06-22-13SW](#) [BA-4116-50LD-Y103](#) [BACC63DB15-5PCH](#) [TVPS00RGF-23-6SC-LC](#) [GTC06-22-13SX-025-B30](#) [GTC06-22-13SW-025-B30](#) [GTC06-22-13SW-025-B30-LC](#) [GTC06-22-13SX-025-LC](#) [GTC06-22-13SY-025-B30-LC](#) [GTC06-22-13SY-025-LC](#) [97-3101A20-21P-958](#) [97-3106A18-3PX-958](#) [97-3106A18-3PY-958](#) [GTC06-36-7S-LC](#) [GTS08-36-22PZ-025-B30](#)