

OT 9/200...240/350 DIM

CC Power supplies with 1...10 V



Areas of application

- Suitable for indoor SELV installations

Product benefits

- Compact housing

Product features

- Dimmable via external potentiometer

Technical data

Electrical data

Output power	8.5 W
Input voltage	180...254 V ¹⁾
Mains frequency	50...60 Hz
Output voltage	2.0...25 V ²⁾
Output current	0...350 mA ³⁾
Nominal voltage	200...240 V
Nominal current	0.10 A ⁴⁾
Device power loss	2.16 W ⁵⁾
Power factor λ	0.50 ⁶⁾
ECG efficiency	75 % ⁷⁾
Inrush current	15 A ⁸⁾
Max. no. of ECGs on circuit breaker 10 A	30
Max. no. of ECGs on circuit breaker 16 A	48
Galvanic isolation primary/secondary	3.75 kV ⁹⁾
Surge capability (L-N)	1 kV

1) Permitted voltage range

2) Maximum <30 V

3) ± 5 %

4) At 230 V

5) At 230 V $P_{AC, out}$ = maximum, $T_a=25$ °C, steady state

6) Minimum/Full load at 230 V

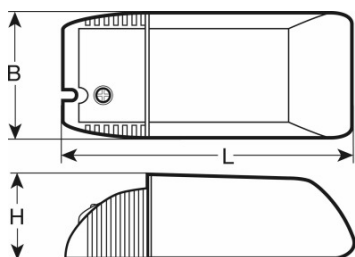
7) Typical / At full load and 230 V

8) $t_{width} = 170 \mu s$ (measured at 50 % I_{peak})

9) SELV-equivalent

Dimensions & weight

Product datasheet



Product line drawing

Length	108.0 mm
Width	53.0 mm
Height	33.0 mm
Product weight	108.00 g
Cable cross-section, input side	0.5...1.5 / 0.5...2.5 mm ² ¹⁾
Cable cross-section, output side	0.5...1.5 / 0.5...2.5 mm ² ¹⁾
Wire preparation length, input side	5.5...6.5 mm

¹⁾ Flexible / Solid leads

Colors & materials

Casing material	Plastic
------------------------	---------

Temperatures

Ambient temperature range	-20...+55 °C
Temperature range at storage	-40...85 °C
Maximum temperature at tc test point	70 °C ¹⁾
Max.housing temperature in case of fault	90 °C

¹⁾ Maximum at the T_c-point

Lifespan

ECG lifetime	30000 h ¹⁾
---------------------	-----------------------

¹⁾ At maximum T_c / 10 % failure rate

Capabilities

Dimmable	Yes ¹⁾
Dimming range	0...100 %
Suitable for fixtures with prot. class	I / II

Product datasheet

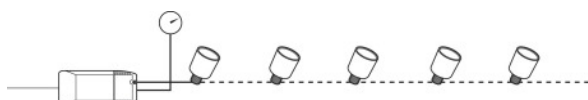
Dimming interface	1...10 V
Overheating protection	Automatic reversible
Overload protection	Automatic reversible
Short-circuit protection	Automatic reversible
No-load proof	Yes
Maximum wiring length ECG/lamp	10 m

¹⁾ 1 channel analog

Certificates & standards

Type of protection	IP20
Standards	acc. to IEC 61347-1/acc. to IEC 61347-2-13/acc. to IEC 62384/acc. to IEC 61000-3-2/acc. to EN 55015:2006 + A1:2007 + A2:2009/acc. to IEC 61547:1995 + A1:2000/acc. to DIN 57710
Approval marks – approval	CE / ENEC 10 / VDE

Wiring Diagram










Wiring diagram

Product datasheet



Wiring diagram

Download Data

File	
	Addon Technical Information ADDON TECHNICAL INFORMATION OT 9200-240350 DIM VS20 OSRAM (GB)
	Certificates VDE-EMC-Certificate OT_OTe_OTp_OT Fit_OTi
	Declarations of conformity Declaration of conformity OT 9200-240350 DIM OT 18200-240700 DIM
	CAD data 3-dim 108x52x33 9900021
	CAD data 3-dim 108x52x33 9900021
	CAD data 3-dim 108x52x33 9900021
	CAD data PDF 108x52x33 9900021

Logistical Data

Product code	Product description	Packaging unit (Pieces/Unit)	Dimensions (height x width x length)	Volume	Gross weight
4008321187321	OT 9/200...240/350 DIM	Shipping carton box 20	229 mm x 94 mm x 270 mm	5.81 dm ³	2396.00 g

The mentioned product code describes the smallest quantity unit which can be ordered. One shipping unit can contain one or more single products. When placing an order, for the quantity please enter single or multiples of a shipping unit.

Disclaimer

Product datasheet

Subject to change without notice. Errors and omission excepted. Always make sure to use the most recent release.

X-ON Electronics

Largest Supplier of Electrical and Electronic Components

Click to view similar products for [osram](#) manufacturer:

Other Similar products are found below :

[LS E65B-V1AB-1-1-50-R33-Z](#) [LO L296-Q2S1-24-Z](#) [IPD2131-27](#) [GW PSLPS1.EC-KSKU-5R8T-1](#) [418962A](#) [LCW JNSH.PC-CPCR-5H7I-1](#)
[LE RTDUW S2W](#) [LT A67C-S2U1-35](#) [4052899958142](#) [4052899958173](#) [BPW 34 FASR](#) [BPW 34 FSR](#) [BPW 34 SR](#) [LT A67C-T2V1-35](#) [GY](#)
[CSHPM1.23-KQKS-36-0](#) [KW H5L531.TE-Z7R7-EBVFFCBB46-RS5R](#) [4058075097421](#) [79675](#) [79632](#) [OT 40/220-240/24 DIM P](#) [OT 60/220-](#)
[240/24 DIM P](#) [OT 100/220-240/24 DIM P](#) [OT FIT 45/220-240/200 D L](#) [KW2 HIL532.TK-D2D9-4L07M0-SC6B](#) [LW TWTG.BB-BXCX-](#)
[2B2C-1](#) [LA E6SF-BBCB-24-1-Z](#) [HDSP2112S](#) [LY E6SF-AABA-46-1-Z](#) [64760](#) [SFH 4715A-CBDA](#) [4058075097360](#) [4058075097544](#) [47659](#)
[OT 6/200-240/24 CE](#) [OT FIT 35/220-240/350 D CS L](#) [OT FIT 8/220-240/180 CS S MINI](#) [64150ULT](#) [79366](#) [4052899917583](#) [4058075819658](#)
[GW CSSRM2.PM-N3N5-XX51-1](#) [ELEMENT 90/220-240/24](#) [OT 40/220-240/24 P](#) [OT 60/220-240/24 P](#) [ELEMENT 6/220-240/150 S](#)
[64210CBI](#) [LY E67F-ABBB-46-1-Z](#) [LS T670-J1K2-1-Z](#) [LO L29K-H2L1-24-Z](#) [LY E67B-T2V1-26-1-Z](#)