


# 3M™ Round Conductor Flat Cable

.025" 30 AWG Stranded, TPE

3756 Series



- .025 inch wire spacing increases signal density
- TPE insulation provides excellent transmission properties
- 30 AWG stranded conductors on .025 inch wire spacing is designed for mass termination and flexibility
- Meets the SCSI-3 characteristic impedance requirements
- See the Regulatory Information Appendix (RIA) in the “RoHS compliance” section of [www.3Mconnectors.com](http://www.3Mconnectors.com) for compliance information (RIA E1 & C1 apply)

Date Modified: November 1, 2013

TS-0508-G  
Sheet 1 of 3

## Physical

### Insulation:

Material: Thermoplastic Elastomer (TPE)

Color: Gray

### Marking:

Standard: None

Canadian Option:  AWM 20297 105C 150V HB 3M NU C  AWM IA 105C 150V FT2 EU <50V

**Conductors:** 30 AWG, 7×38 AWG [ 7 ×  $\phi$  0.102 ] Tinned Stranded Copper

## Electrical

**Voltage Rating:** USA: 150V    Canada: 150V    EU: <50V

**Insulation Resistance:**  $> 1 \times 10^{10} \Omega/10 \text{ ft. [ 3 m ]}$

<b>Characteristic Impedance:</b>	<b>Unbalanced</b>	<b>Balanced</b>
	82 $\Omega$	138 $\Omega$

<b>Capacitance:</b>	17.3 pF/ft [ 56.8 pF/m ]	10.0 pF/ft [ 32.8 pF/m ]
---------------------	--------------------------	--------------------------

<b>Inductance:</b>	0.12 $\mu\text{H/ft}$ [ 0.38 $\mu\text{H/m}$ ]	0.19 $\mu\text{H/ft}$ [ 0.62 $\mu\text{H/m}$ ]
--------------------	--	--

<b>Propagation Delay:</b>	1.42 ns/ft [ 4.66 ns/m ]	1.38 ns/ft [ 4.53 ns/m ]
---------------------------	--------------------------	--------------------------

<b>Velocity of Propagation:</b>	72%	74%
---------------------------------	-----	-----

Note: Unbalanced is measured between ground-signal-ground conductors. Balanced is measured between signal conductors within a pair.

## Environmental

**Temperature Rating:** -40°C to +105°C

**Flammability Rating:** USA: UL Horizontal Canada: FT2

UL File No.: E42769, Style No: 20297

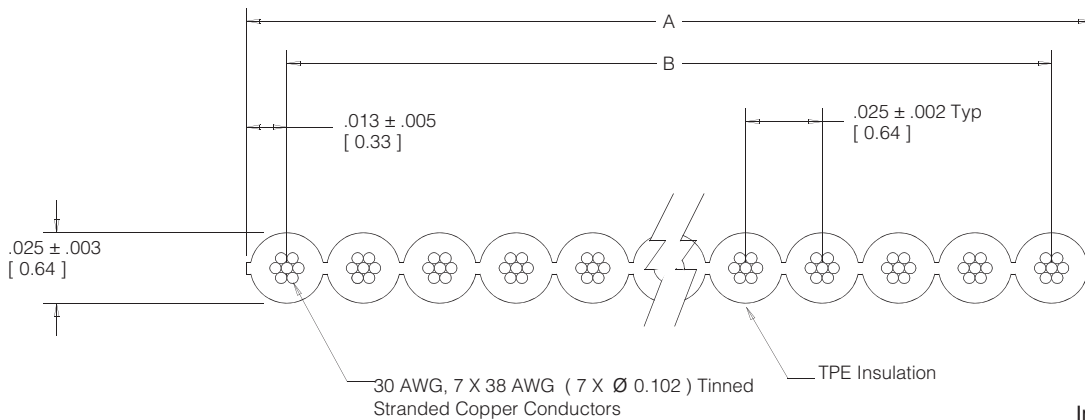
# 3M™ Round Conductor Flat Cable

.025" 30 AWG Stranded, TPE

3756 Series



Number of Conductors	3M Part Number	Dimension A	Dimension B
10	3756/10	0.250 ± .006 [6.35]	0.225 ± .004 [5.72]
12	3756/12	0.300 ± .006 [7.62]	0.275 ± .004 [6.99]
14	3756/14	0.350 ± .006 [8.89]	0.325 ± .004 [8.26]
16	3756/16	0.400 ± .006 [10.16]	0.375 ± .004 [9.53]
20	3756/20	0.500 ± .006 [ 12.70 ]	0.475 ± .004 [ 12.07 ]
26	3756/26	0.650 ± .006 [ 16.51 ]	0.625 ± .004 [ 15.88 ]
30	3756/30	0.750 ± .009 [19.05]	0.725 ± .006 [18.42]
34	3756/34	0.850 ± .009 [ 21.59 ]	0.825 ± .006 [ 20.96 ]
36	3756/36	0.900 ± .009 [ 22.86 ]	0.875 ± .006 [ 22.23 ]
40	3756/40	1.000 ± .009 [ 25.40 ]	0.975 ± .006 [ 24.77 ]
50	3756/50	1.250 ± .009 [ 31.75 ]	1.225 ± .006 [ 31.12 ]
60	3756/60	1.500 ± .012 [ 38.10 ]	1.475 ± .009 [ 37.47 ]
68	3756/68	1.700 ± .012 [ 43.18 ]	1.675 ± .009 [ 42.55 ]
80	3756/80	2.000 ± .015 [ 50.80 ]	1.975 ± .011 [ 50.17 ]
100	3756/100	2.500 ± .015 [ 63.50 ]	2.475 ± .012 [ 62.87 ]



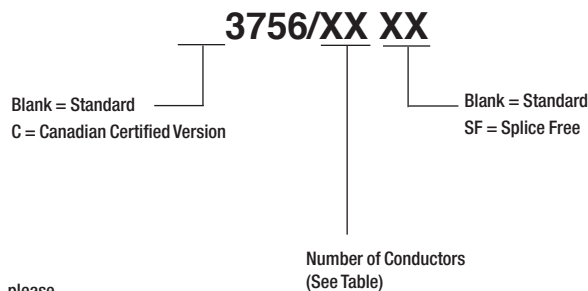
Inch [mm]			
Tolerance Unless Noted			
	.0	.00	.000
Inch	±.1	±.05	±.010

**Note:**

1. Blue marking on one edge of cable designates wire #1.

[ ] Dimensions for Reference Only

## Ordering Information



Note: Available in standard 100 ft or 300 ft rolls, please specify when ordering. Contact 3M for availability of additional conductor counts and/or custom roll lengths.

TS-0508-G  
Sheet 2 of 3

### **Important Notice**

All statements, technical information, and recommendations related to 3M's products are based on information believed to be reliable, but the accuracy or completeness is not guaranteed. Before using this product, you must evaluate it and determine if it is suitable for your intended application. You assume all risks and liability associated with such use. Any statements related to the product which are not contained in 3M's current publications, or any contrary statements contained on your purchase order shall have no force or effect unless expressly agreed upon, in writing, by an authorized officer of 3M.

### **Warranty; Limited Remedy; Limited Liability.**

This product will be free from defects in material and manufacture for a period of one (1) year from the time of purchase. **3M MAKES NO OTHER WARRANTIES INCLUDING, BUT NOT LIMITED TO, ANY IMPLIED WARRANTY OF MERCHANTABILITY OR FITNESS FOR A PARTICULAR PURPOSE.** If this product is defective within the warranty period stated above, your exclusive remedy shall be, at 3M's option, to replace or repair the 3M product or refund the purchase price of the 3M product. Except where prohibited by law, 3M will not be liable for any indirect, special, incidental or consequential loss or damage arising from this 3M product, regardless of the legal theory asserted.



### **Electronic Solutions Division**

6801 River Place Blvd.  
Austin, TX 78726-9000  
U.S. A.  
800-225-5373  
[www.3Mconnectors.com](http://www.3Mconnectors.com)

Please recycle. Printed in USA.  
© 3M 2013 All rights reserved.  
RIA-2217B-E

3M is a trademark of 3M Company.

## X-ON Electronics

Largest Supplier of Electrical and Electronic Components

*Click to view similar products for [Flat Cables](#) category:*

*Click to view products by [3M](#) manufacturer:*

Other Similar products are found below :

[8132/08100](#) [FST-23A-15](#) [1301210030](#) [C336514-500](#) [902220736002000](#) [902220736006000](#) [28100-0614](#) [281000616](#) [281000625](#) [9L28014-008-H300](#) [28100-0571](#) [28100-0602](#) [281000624](#) [28100-0650](#) [28100-0664](#) [336512-300](#) [336518](#) [336537-CUT-LENGTH](#) [3447/10-100](#) [3625/08-30M](#) [362514100MSF](#) [40WDY00005](#) [5111993623](#) [336506-300](#) [336508-300](#) [C374910](#) [34WDY00006](#) [3749/10-100](#) [375630](#) [3-971111-6](#) [1-1437356-3](#) [57034-6](#) [812504](#) [8132/11100](#) [5-1437214-8](#) [1301210060](#) [1301210058](#) [1301190003](#) [1301210032](#) [5111196336](#) [607.5689.087](#) [607.5689.091](#) [3801/04](#) [1301210020](#) [3754/12](#) [902220736003000](#) [3625/22100MSF](#) [902220736005000](#) [902220736004000](#) [C3811/10-100](#)