



1000W Modified Sine Wave DC-AC Power Inverter **A-301/302-1K0** series



■ Features :

- 12V or 24V DC input
- Power ON-OFF switch
- Input voltage range: -15% ~ +25%
- Output voltage regulation: ±10%
- Protections: Bat. Low alarm/Bat. Low shutdown/Over voltage/Over temp./Output short/Input polarity reverse/Over load.
- Output waveform: Modified sine wave
- Cooling fan ON-OFF control
- ON/OFF remote control(Optional)
- Approvals: e13/ CE
- 1 year warranty



SPECIFICATION

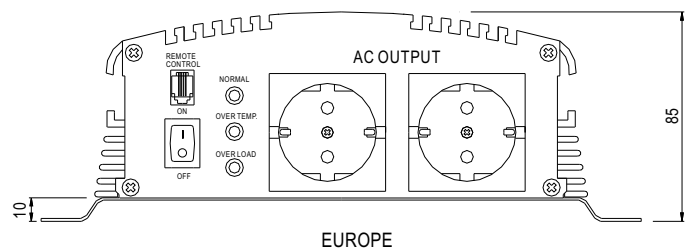
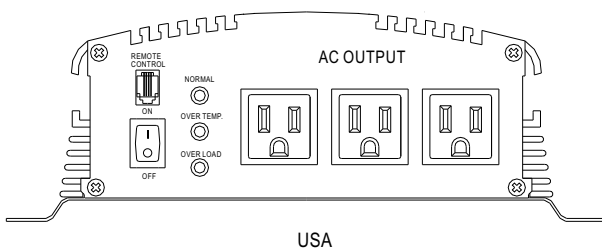
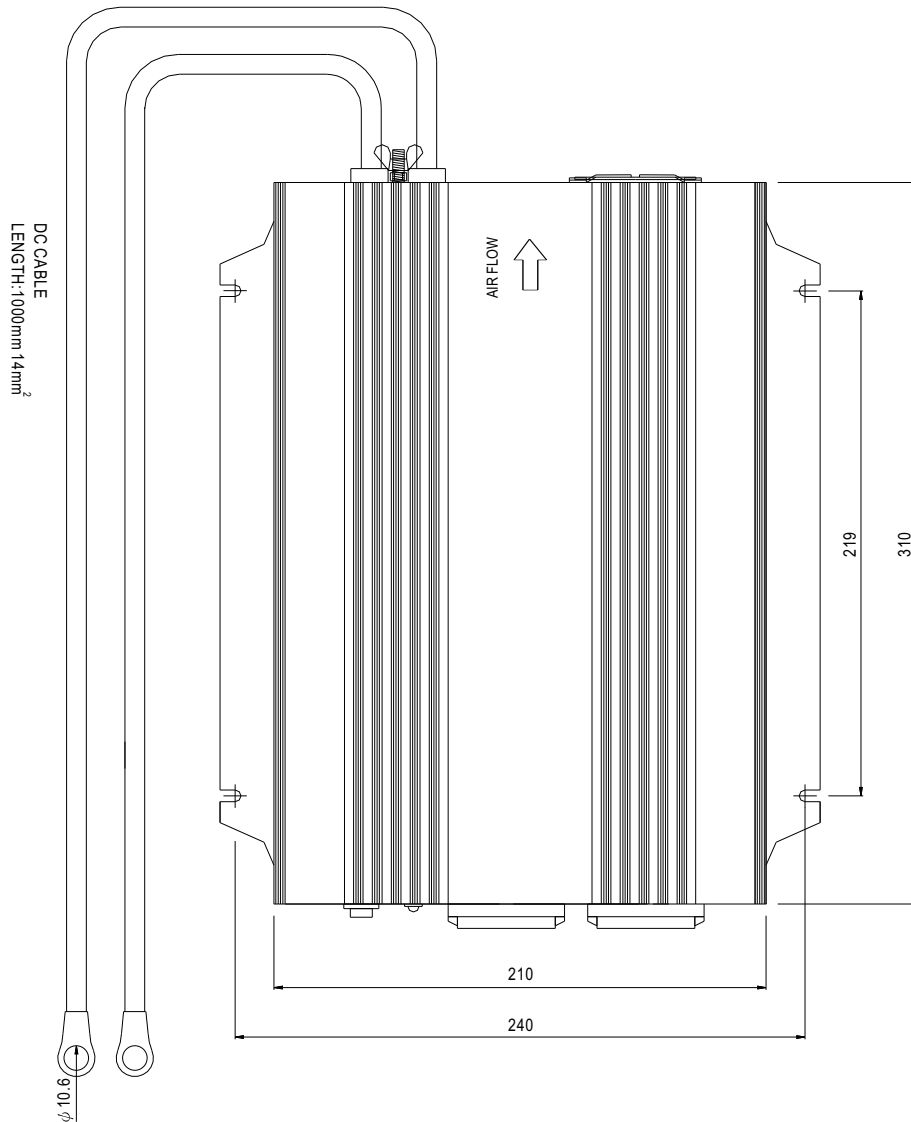
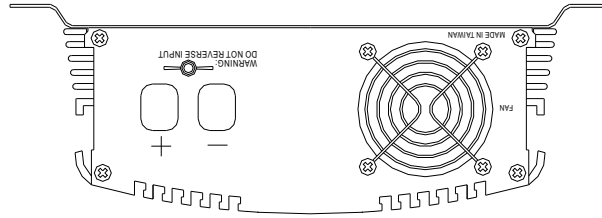
ORDER NO.	A301-1K0-B2	A301-1K0-F3	A302-1K0-B2	A302-1K0-F3	
OUTPUT	SAFETY MODEL NO. A-1000W				
	AC VOLTAGE	110V	230V	110V	230V
	RATED POWER	1000W			
	PEAK POWER	1200W<30min.			
	SURGE POWER	2400W			
	WAVEFORM	Modified Sine Wave			
	FREQUENCY	60Hz±1%	50Hz±1%	60Hz±1%	50Hz±1%
	AC REGULATION	±10%		±10%	
	STANDARD RECEPTACLES	TYPE-2* 3ea	TYPE-3* 2ea	TYPE-2* 3ea	TYPE-3* 2ea
LED INDICATOR	Green LED for power on; Yellow LED for O.T.P.; Red LED for power failure status				
INPUT	DC CURRENT	110A		55A	
	NO LOAD CURRENT DRAW	0.4A		0.2A	
	DC VOLTAGE	12V		24V	
	VOLTAGE RANGE	10 ~ 15VDC		21 ~ 30VDC	
	EFFICIENCY (Typ.)	82%		85%	
	DC CONNECTOR	1000mm R type terminal		1000mm R type terminal	
	FUSE	30A*5		20A*5	
PROTECTION	BAT. LOW ALARM	10±0.5V		21±0.8V	
	BAT. LOW SHUTDOWN	9.5±0.5V		20±0.8V	
	OVER LOAD	>1200W shut down o/p voltage, re-power to recover			
	OVER VOLTAGE	15 ~ 16V		29 ~ 31V	
	OVER TEMPERATURE	60±5°C / 140±9°F			
	OUTPUT SHORT	Shut-off			
BAT. POLARITY	By fuse open				
ENVIRONMENT	WORKING TEMP.	0 ~ 30°C @ 100% load, 40°C @ 70% load			
	WORKING HUMIDITY	20% ~ 90% RH non-condensing			
	STORAGE TEMP., HUMIDITY	-30 ~ +70°C / -22 ~ +158°F, 10 ~ 95% RH			
	TEMP. COEFFICIENT	±0.05% / °C (0 ~ 50°C)			
SAFETY & EMC	ISOLATION RESISTANCE	I/P-O/P:100M Ohms / 500VDC / 25°C / 70% RH			
	EMI CONDUCTION & RADIATION	Compliance to EN55022 class B, 72/ 245/ CEE, 95/ 54/ CE			
	EMS IMMUNITY	Compliance to EN61000-4-2,3			
LVD	Compliance to EN60950				
OTHERS	MTBF	98Khrs min. MIL-HDBK-217F (25°C)			
	DIMENSION	310*210*85mm (L*W*H)			
	PACKING	3.3kg ; 4pcs / 17.5kg / CARTON			
	COOLING	>40°C (NTC) fan on			
	APPLICATIONS	Home appliance, Power tools, Office and Portable equipment and Vehicle ...etc.			

■ AC Output Receptacles (optional)

TYPE-1	TYPE-2	TYPE-3	TYPE-4	TYPE-5	TYPE-6
JAPAN	USA	EUROPE	UNIVERSAL	AUSTRALIA	U.K

Mechanical Specification

Unit:mm



X-ON Electronics

Largest Supplier of Electrical and Electronic Components

Click to view similar products for [Power Inverters](#) category:

Click to view products by [Mean Well](#) manufacturer:

Other Similar products are found below :

[PV-400FC](#) [PV550](#) [3SIP500012](#) [IPS-900 24V/230V](#) [SINUS600 24V](#) [PE-35](#) [PE-40](#) [PS-250](#) [3IPS100012](#) [TS-1500-224B](#) [ISI-500-148A](#) [TS-1000-224B](#) [TS400-124F](#) [TS200-112F](#) [TS400-224B](#) [TS-3000-112F](#) [TS200-224B](#) [TN-3000-124F](#) [TN-1500-248B](#) [IRC3\(10ft. Cable\)](#) [IPS-1000S 12V/230V ECO MODE](#) [IPS-1200S 24V/230V ECO MODE](#) [IPS-4000S 12V/230V ECO MODE](#) [IPS-800U 12V/230V](#) [3IPS030024](#) [3IPS40024](#) [3IPS050012](#) [SINUS-10000PRO 12V](#) [SINUS-850PRO 12V](#) [SINUSPRO-1000E](#) [3IPS050024](#) [3IPS100024](#) [3IPS500012](#) [3IPS500024](#) [3IPS651012](#) [3IPS651024](#) [3IPS912246](#) [3IPS912249](#) [RED-16 24/12V 16A](#) [RED-6 24/12V 6A](#) [DC-120 12/24V 4A](#) [DC PRO 200 24/12V 15A](#) [DC 200 24/12V 15A VER. 2](#) [DC-400 24/12V 30A](#) [DC PRO 400 24/12V 30A](#) [DC-600 24/12V 40A](#) [DC PRO 600 24/12V 45A](#) [3ZHP1LED34](#) [3ZHP1LED12](#) [3ZHP1LED24](#)