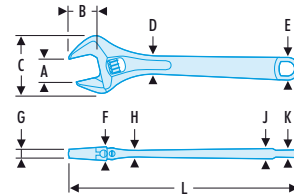


Variable opening wrenches

Series 113A.C Chromed adjustable wrenches

▷ Strength to ISO 6787, DIN 3117, NF ISO 6787, ASME B 107.8 M.

- Chromed body and polished jaw faces.
- Contoured handle for improved handling.
- Improved worm screw access.
- Tapered jaw tips for optimum access.
- Non-protruding moving jaw at maximum capacity.
- Millimetre graduations for pre-setting jaw opening.
- Clockwise rotating worm screw.
- Sizes from 4" to 24".
- Registered design.

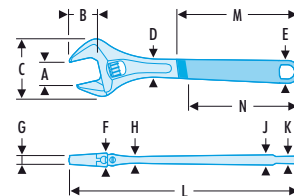


	A	B	C	D	E	F	G	H	J	K	L	ΔΔ
	mm	mm	mm	mm	mm	mm	mm	mm	mm	mm	mm	g
113A.4C	13	13	34	11	14	9,5	4,5	5	6,5	5	114	65
113A.6C	20	19	45,0	14,8	18,5	11,8	5	6	8,3	5,8	155	125
113A.8C	27	24	61,5	18,5	24	13,5	6,5	9	11	8,5	206	275
113A.10C	30	29	69,5	21,5	28,5	15,5	9	9,5	12,7	10	255	480
113A.12C	34	34	80	25	31	18	10	10,2	13	10	306	700
113A.15C	44	44	97	28	35	20	13,5	12	14,8	11,5	380	1146
113A.18C	53	53	115	31	38,5	22,5	16	14,3	17,8	13,5	456	1792
113C.24C	62	61	132	42	38	31	17	17	15	15	612	3495

Series 113A.CG Sheathed and chromed adjustable wrenches

▷ Strength to ISO 6787, DIN 3117, NF ISO 6787, ASME B 107.8 M.

- Sheathed and chromed body, polished jaws.
- Contoured handle for improved handling.
- Improved worm screw access.
- Tapered jaw tips for optimum access.
- Non-protruding moving jaw at maximum capacity.
- Millimetre graduations for pre-setting jaw opening.
- Counter clockwise rotating worm screw.
- Sizes from 4" to 12".
- Registered design.

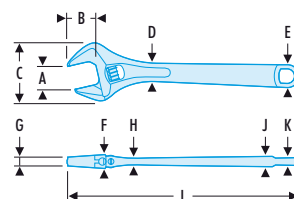


	A	B	C	D	E	F	G	H	J	K	L	M	N	ΔΔ
	mm	mm	mm	mm	mm	mm	mm	mm	mm	mm	mm	mm	mm	g
113A.4CG	13	13	34,0	11,0	18,5	9,5	4,5	5,0	9,5	6,0	116	65,5	65,0	75
113A.6CG	20	19	45,0	14,8	24,0	11,8	5,0	6,0	12,0	8,0	159	90,5	80,0	140
113A.8CG	27	24	61,5	18,5	31,0	13,5	6,5	9,0	14,5	10,0	209	123,0	109,0	310
113A.10CG	30	29	69,5	21,5	36,5	15,5	9,0	9,5	17,5	12,5	259	157,5	140,0	510
113A.12CG	34	34	80,0	25,0	39,5	18,0	10,1	10,2	19,5	14	310	189,5	169,5	740

113A.T Phosphated adjustable wrenches

▷ Strength to ISO 6787, DIN 3117, NF ISO 6787, ASME B 107.8 M.

- Contoured handle for improved handling.
- Improved worm screw access.
- Tapered jaw tips for optimum access.
- Non-protruding moving jaw at maximum capacity.
- Millimetre graduations for pre-setting jaw opening.
- Counter clockwise rotating worm screw.
- Phosphated body, fine-ground jaw faces.
- Sizes from 4" to 24".
- Registered design.



	A	B	C	D	E	F	G	H	J	K	L	ΔΔ
	mm	mm	mm	mm	mm	mm	mm	mm	mm	mm	mm	g
113A.4T	13	13	34	11	14	9,5	4,5	5	6,5	5	114	65
113A.6T	20	19	45	14,8	18,5	11,8	5	6	8,3	5,8	155	125
113A.8T	27	24	61,5	18,5	24	13,5	6,5	9	11	8,5	206	275
113A.10T	30	29	69,5	21,5	28,5	15,5	9	9,5	12,7	10	255	480
113A.12T	34	34	80	25	31	18	10	10,2	13	10	306	700
113A.15T	44	44	97	28	35	20	13,5	12	14,8	11,5	380	1146
113A.18T	53	53	115	31	38,5	22,5	16	14,3	17,8	13,5	456	1792
113.24T	62	61	132	42	38	31	17	17	15	15	612	3265



X-ON Electronics

Authorized Distributor

Click to view similar products for [Facom](#) manufacturer.

Other Similar products are found below :

[VE3PB](#) [AMR](#) [ANX30X125](#) [AP3X150VE](#) [AEJ1](#) [AEFJ2](#) [AWHH3X75](#) [A402J2](#)
[A35X100VE](#) [985753](#) [7519](#) [A55X150VE](#) [R360NANO](#) [R217](#) [427MT](#) [89SJP8](#) [405E](#)
[40512E](#) [ANJ4PB](#) [AR55X150](#) [R32](#) [AND1X100](#) [AEFJ1](#) [758](#) [251A25](#)