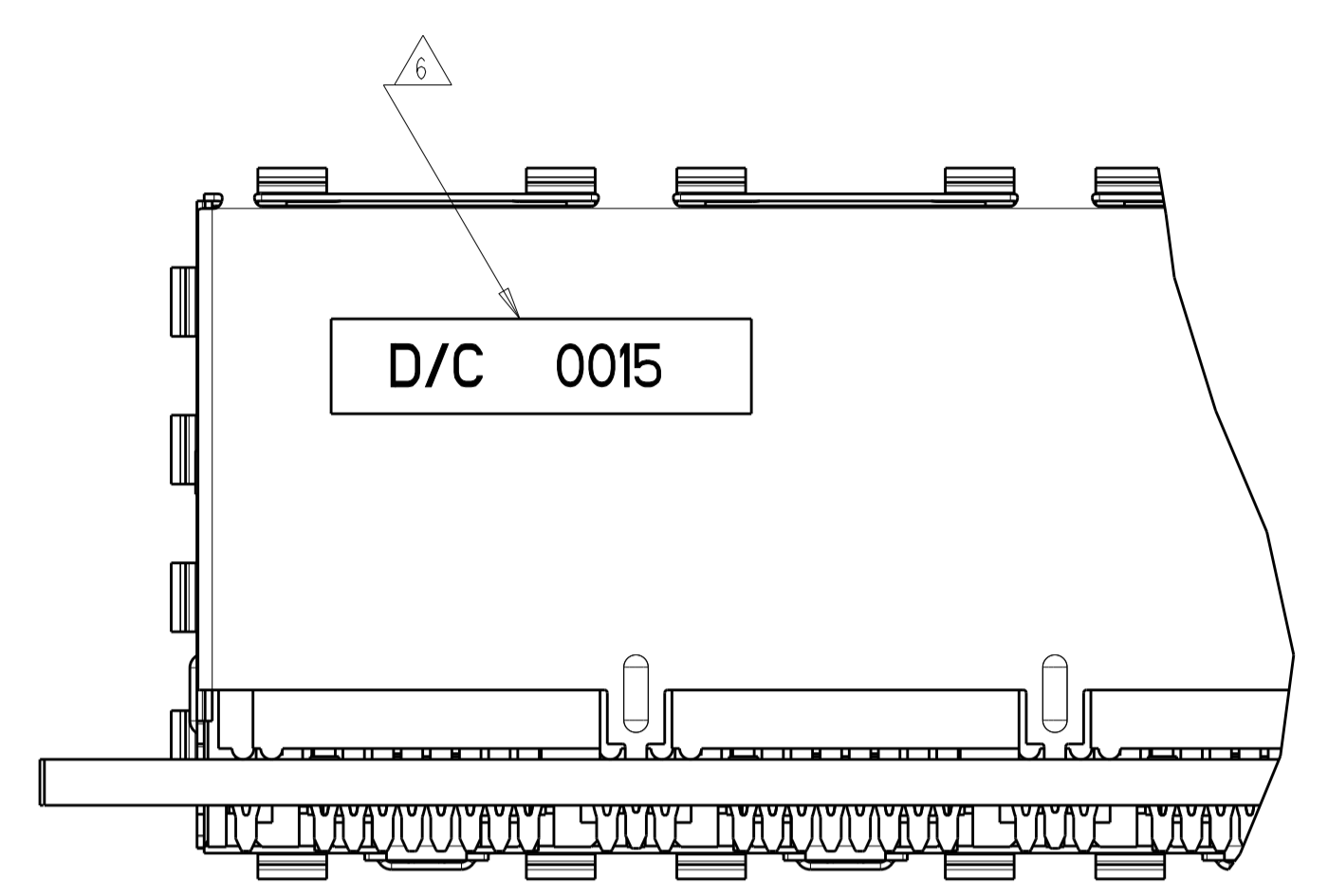
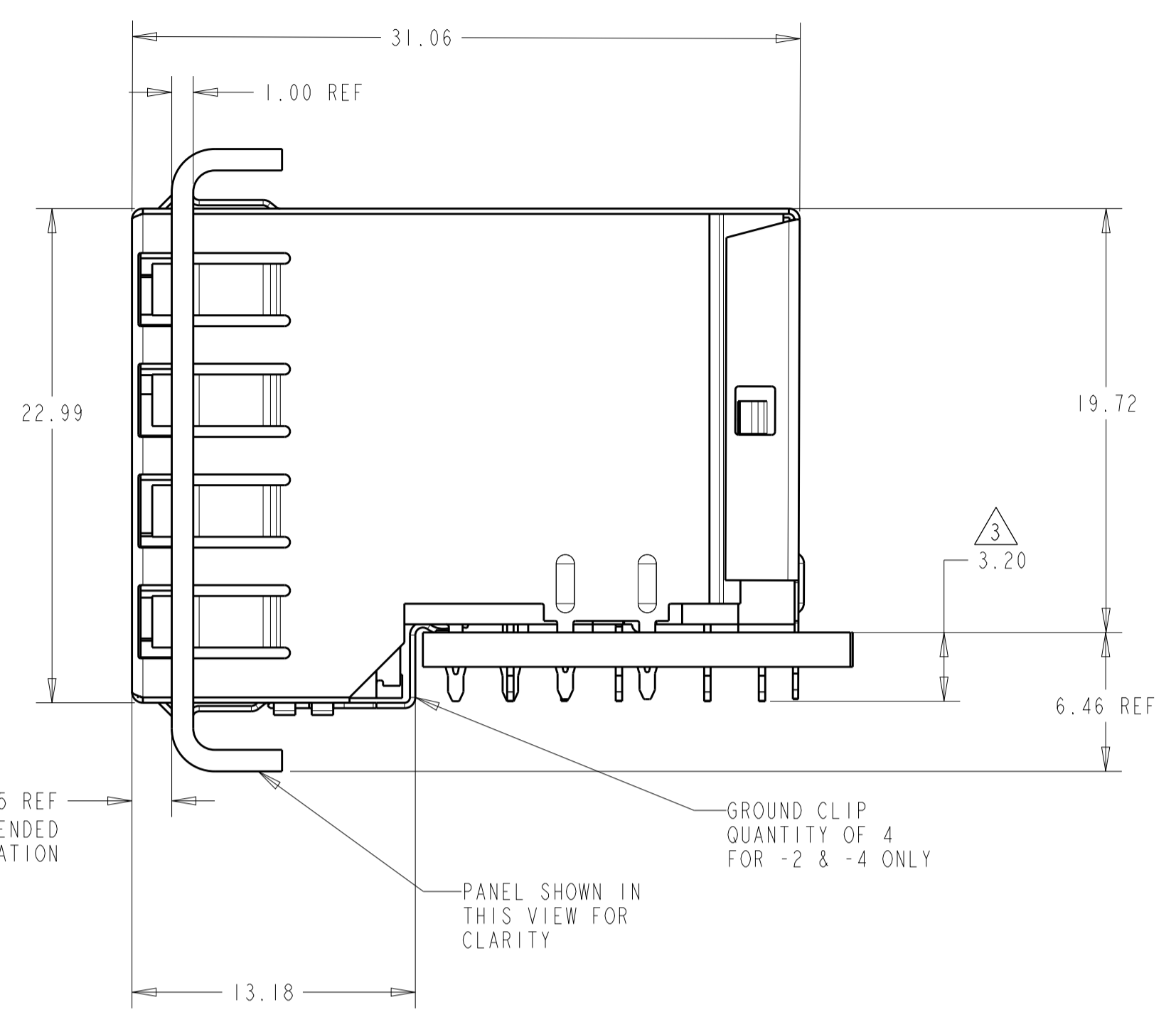
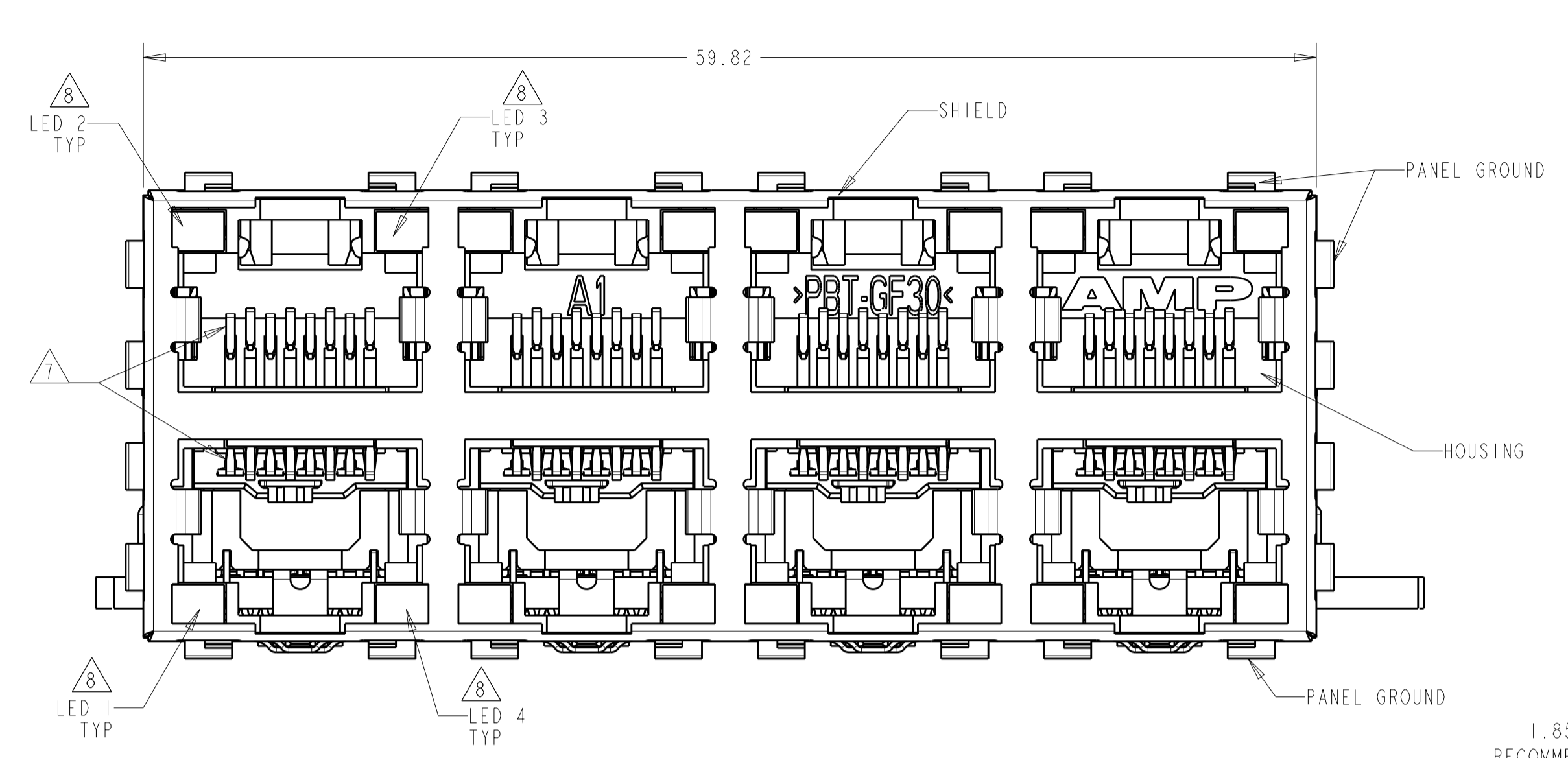
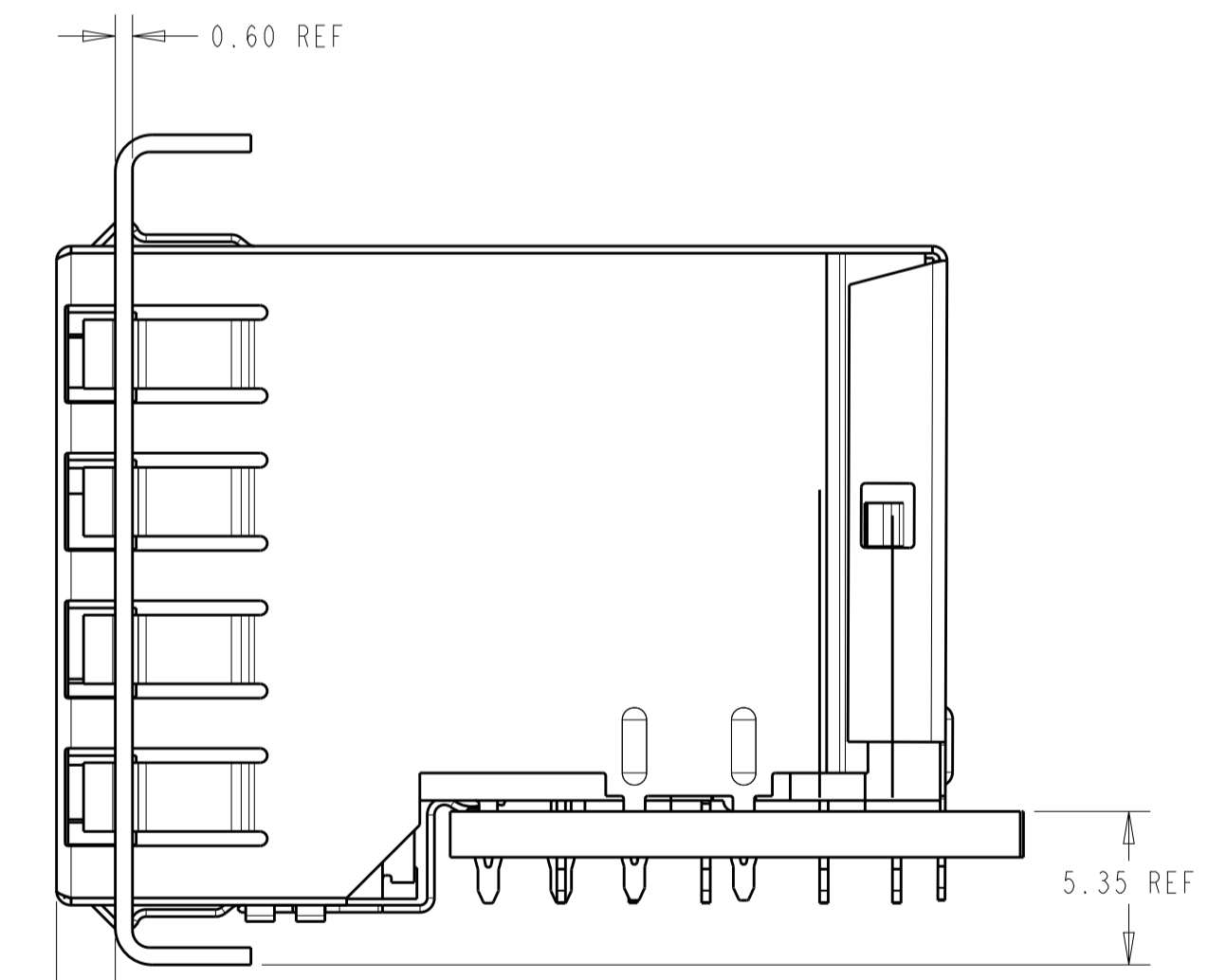


LOC		DIST		REVISIONS			
P	LTN	DESCRIPTION	DATE	DWN	APVD		
B	4	REVISED PER ECO-11-005033	05MAY2011	RK	HMR		
C		ECO-15-006810	22JAN2016	LL	SH		



**ATCA PANEL AND
PRINTED CIRCUIT BOARD
ASSEMBLY LAYOUT**



**AMC PANEL AND
PRINTED CIRCUIT BOARD
ASSEMBLY LAYOUT**

- MATERIAL:
HOUSING:
PBT POLYESTER, BLACK, UL 94V-0
TERMINALS:
0.33 THICK PHOSPHOR BRONZE PLATED WITH 1.27µm MINIMUM THICK
HARD GOLD IN LOCALIZED AREA AND 2.0µm MINIMUM THICK
MATTE TIN IN COMPLIANT PIN TERMINAL AREA
OVER 1.27µm MINIMUM THICK NICKEL UNDERPLATE
SHIELD:
0.25 THICK COPPER ALLOY PLATED WITH 2.03µm MINIMUM TIN
OVER 1.27 µm MINIMUM NICKEL
GROUND CLIP: 0.25 THICK COPPER ALLOY PRE-PLATED WITH 2.03µm
MINIMUM MATTE TIN OVER 1.27µm MINIMUM NICKEL
LIGHT EMITTING DIODE (LED):
DIFFUSED EPOXY LENS, 12.95 CARBON STEEL WIREFRAME LEADS 8.89µm THICK
Sn/Cu OVER 2.03µm THICK Ag OVER 1.02µm THICK Cu OVER 3.56µm THICK Ni
OVER 1.02µm THICK Cu UNDERPLATE
LED COMPLIANT PIN CONTACTS:
0.3 THICK BRASS PLATED WITH WITH 2µm MINIMUM MATTE TIN OVER
1.27µm MINIMUM NICKEL UNDERPLATE.
 - JACK CAVITY CONFORMS TO FCC RULES AND REGULATIONS, PART 68
SUBPART F.
- 3 MAXIMUM PIN LENGTH 3.40 FROM TOP SURFACE OF PC BOARD
- 4 FINISHED PLATED THROUGH HOLE DIAMETER - ANNULAR RING
DIAMETER 1.3 TO 1.5
- 5 DATUMS AND BASIC DIMENSIONS ESTABLISHED BY CUSTOMER
- 6 DATE CODE LOCATED ON REAR OF PART APPROXIMATELY AS SHOWN
- 7 CONTACTS ARE NOT INTENDED TO BE ALIGNED WITH EACH OTHER
- 8 SUGGESTED OPERATING CURRENT FOR LEDS IS 20mA
- 9 NO PANEL GROUNDS

GREEN/YELLOW	GREEN/YELLOW	GREEN/YELLOW	GREEN/YELLOW	WITH GROUND CLIP	1888507-5
GREEN/YELLOW	GREEN/YELLOW	GREEN/YELLOW	GREEN/YELLOW	WITH GROUND CLIP	1888507-4
YELLOW	YELLOW	GREEN	GREEN	WITHOUT GROUND CLIP	1888507-3
GREEN	GREEN	GREEN	GREEN	WITH GROUND CLIP	1888507-2 (SHOWN)
GREEN	GREEN	GREEN	GREEN	WITHOUT GROUND CLIP	1888507-1
LED #4 (LOWER-RIGHT)	LED #3 (UPPER-RIGHT)	LED #2 (UPPER-LEFT)	LED #1 (LOWER-LEFT)	DESCRIPTION	PART NUMBER

THIS DRAWING IS A CONTROLLED DOCUMENT.

DIMENSIONS: mm

TOLERANCES UNLESS OTHERWISE SPECIFIED:

0 PLC	±
1 PLC	±0.13
3 PLC	±
4 PLC	±
ANGLES	±1

MATERIAL: SEE NOTE 1

FINISH: SEE NOTE 1

THIS DRAWING IS A CONTROLLED DOCUMENT.

DWN: R. SCHRUM/24OCT2006

CHK: J. WESTMAN/24OCT2006

APVD: S. FLICKINGER/24OCT2006

NAME: STACKED MODULAR JACK ASSEMBLY, 2x4 OFFSET, WITH LEDS, 8 POSN, RJ45 SHIELDED, PANEL GROUNDS, CAT 5

PRODUCT SPEC: 108-1854

APPLICATION SPEC: 114-2160

SIZE: A1

CAGE CODE: 00779

DRAWING NO: 1888507

SCALE: 4:1

SHEET: 1 OF 2

REV: C

X-ON Electronics

Largest Supplier of Electrical and Electronic Components

Click to view similar products for [Modular Connectors / Ethernet Connectors](#) category:

Click to view products by [TE Connectivity](#) manufacturer:

Other Similar products are found below :

[RJE231881317T](#) [MP1010RX-1000](#) [MP44RX-1000](#) [GAX-3-66](#) [GAX-8-62](#) [93606-0253](#) [GD-A-44](#) [GDCX-PA-66-50](#) [GDCX-PN-64](#) [GDCX-PN-66](#) [GDCX-PN-66-50](#) [GDLX-A-66](#) [GDLX-A-88](#) [GDLX-N-66](#) [GDLX-S-88K](#) [GDTX-S-88-50](#) [GDX-PA-1010](#) [GLX-N-1010M-BLK](#) [GLX-N-44M](#) [GLX-S-88M-BLK](#) [GMX-N-1010](#) [GMX-S-1010](#) [GMX-S-66](#) [GMX-SMT2-N-1010](#) [GMX-SMT2-N-64-50](#) [GMX-SMT2-S6-88](#) [GMX-SMT4-N-88](#) [GPX-2-64](#) [GRT1-BT1-5](#) [GSGX-N-2-88](#) [GSX-NS2-88-3.05](#) [GSX-NS2-88-3.05-50](#) [GSX-NS-88-3.05-30](#) [GSX-NS-88-3.05-50](#) [GSX-NS-88-3.68](#) [1-1775629-2](#) [GWLX-S-88-GR](#) [GWLX-S9-88-YG](#) [1300500326](#) [1300500227](#) [1300530003](#) [1300570002](#) [1324640-4](#) [RJ11FTVC2G](#) [RJ11FTVC2N](#) [RJFTVX2SA1G](#) [132764-001](#) [1400000](#) [1413176](#) [1413235](#)