

**Farnell Order Code: 1640992**  
**FOX MODEL: FXO-HC736R-8**  
**FOX Part Number: 768-8-73**  
**HCMOS, CERAMIC, SMD, OSCILLATOR**

**A. Specifications**

Parameters	
Frequency	8.000 MHz
Frequency Stability <sup>1</sup>	±25 PPM
Temperature Range	
Operating (T <sub>OPR</sub> )	-40°C ~ +85°C
Storage (T <sub>STG</sub> )	-55°C ~ +125°C
Supply Voltage (V <sub>DD</sub> )	3.3V ± 5%
Input Current (I <sub>DD</sub> )	32 mA Max
Output Voltage (V <sub>OL</sub> ) (V <sub>OH</sub> )	10% V <sub>DD</sub> Max 90% V <sub>DD</sub> Min
Output Symmetry (50% V <sub>p-p</sub> Level)	45% ~ 55%
Rise Time (10% ~ 90% V <sub>p-p</sub> ) (TR)	3 nS Max
Fall Time (90% ~ 10% V <sub>p-p</sub> ) (TF)	3 nS Max
Output Load (HCMOS)	15 pF Max
Startup Time (T <sub>S</sub> )	10 ms Max
Output Enable / Disable Time <sup>2</sup>	100 nS Max
Phase Jitter (12kHz ~ 20MHz)	< 1.1 pS Typ.
Maximum Soldering Temp / Time	260°C / 10 Seconds
Moisture Sensitivity Level (MSL)	1
Termination Finish	Au

<sup>1</sup> Inclusive of 25°C tolerance, operating temperature range, input voltage change, load change, aging, shock, and vibration.  
<sup>2</sup> An internal pullup resistor from pin 1 to pin 4 allows active output if pin 1 is left open.

ENABLE/DISABLE FUNCTION <sup>2</sup>	
Pin 1	OUTPUT (Pin 3)
OPEN <sup>2</sup>	ACTIVE
'1' Level VIH ≥ 70%V <sub>DD</sub>	ACTIVE
'0' Level VIL ≤ 30%V <sub>DD</sub>	High Z

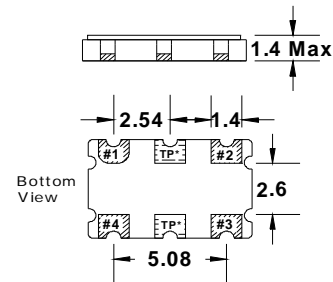
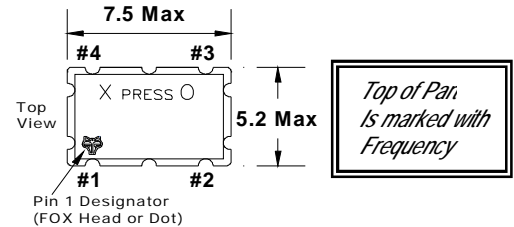
**NOTE:** A 0.01µF bypass capacitor should be placed between V<sub>DD</sub> (Pin4) and GND (Pin 2) to minimize power supply line noise.

**RoHS Compliance Status: Compliant**

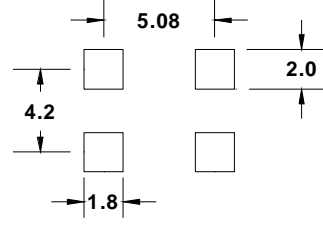


Drawing is for reference to critical specifications defined by size measurements. Certain non-critical visual attributes, such as side castellations, reference pin shape, etc. may vary

**B. Mechanical / Dimensions (millimeters):**



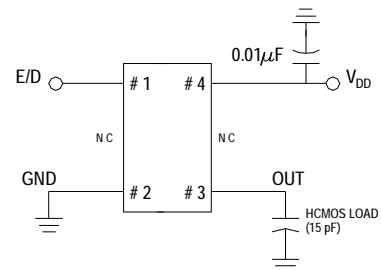
Recommended Solder Pad Layout



Note: Xpresso HCMOS XOs are designed to fit or industry standard, 4 pad, layouts.

**Pin Connections**  
 #1) E/D #3 Output  
 #2 GND #4 VDD  
 \*TP are test points and are NC

**Recommended Circuit**



**NOTE:** The above specifications, having been carefully prepared and checked, is believed to be accurate at the time of publication; however, no responsibility is assumed by Fox Electronics for inaccuracies.

Reference / Comments	Title / Description: Product Specifications		
	Drawing Number: DWG-4549-12	Rev: 1	Size: A
	Part Number: 768-8-73		Cage: 61429
	Draftsperson: AR	Approved: BN	Date: 08/25/2008

## X-ON Electronics

Largest Supplier of Electrical and Electronic Components

*Click to view similar products for [fox manufacturer](#):*

Other Similar products are found below :

[278LF-20-29](#) [218-20-17966](#) [278LF-5-11](#) [589-33.33-3 TR](#) [218-25-94](#) [FD-25](#) [FOXLF049-20](#) [FOXSDLF/240F-20](#) [FXO-HC736R-125](#)  
[FO5LSCDM100.00](#) [FOX924B-10.000](#) [FOXSDLF/240F-20/TR](#) [F4105R-250](#) [HC49ULF-11.0592MHz](#) [FOXSDLF/040R/TR](#) [VCS25AXT-447](#)  
[FO7HSCAM8.0](#) [FOXLF098-20](#) [70M15A](#) [FO7HHAAM32.0](#) [FO7HHAAM20.0-BULK](#) [FO7HSCDM50.0](#) [FC7BSCCMM6.0-T1](#)  
[FOXSLF/120-20](#) [VCS25AXT-270 27.000MHZ](#) [FOX801BELF-160](#) [FOXLF250F-20](#) [FOXSDLF/049-20/TR](#) [FXO-LC735RGB-156.25](#)  
[FOXSDLF/245FR-20/TR](#) [FOXSDLF/200-20/TR](#) [FO7HSCBM3.579545-BULK](#) [FC3VREEEM38.4-T1](#) [FOX923CH-19.20M](#) [FXO-HC735-48](#)  
[FO7HSCAE48.0-BULK](#) [FOXSDLF/184-20](#) [F1100E-48.000MHZ](#) [FOXLF221-20](#) [FO7HSCDM20.0-BULK](#) [FOXSLF/245F-20](#) [FOXSLF/073-20-](#)  
[LF](#) [FXO-PC536R-150](#) [FOXSLF041](#) [F4100-75.00](#) [FOXSLF/160-20](#) [FOXSLF/240F-20](#) [FOXLF05A](#) [NC38LF-327](#) [FXU-LC536R-212.50](#)