

**Power PCB Relay RTX**

- 1 pole 16A, 1 form A (NO) contact (W pre-make contact + AgSnO<sub>2</sub>)
- 16A rated fluorescent load
- 140µF load, 16A/250V, 30000 operations
- Bistable coil
- 5kV/10mm coil-contact
- Reinforced insulation

Typical applications

Lighting control systems, movement sensors (e.g. passive infrared sensors), home automation applications (bus systems, remote switching), electronic switches for fixed installation



F0176-C



All figures are given for coil without preenergization, at ambient temperature +23°C. Other coil voltages on request.

**Approvals**

VDE 40035087; UL E214025

Technical data of approved types on request

**Contact Data**

Contact arrangement	1 form A (NO) contact
Rated voltage	250VAC
Rated current	16A
Limiting making current	
incandescent lamps	200A peak
fluorescent lamps	320A peak
Breaking capacity max.	4000VA
Contact material	W (pre-make cont.)+AgSnO <sub>2</sub>
Contact style	pre-make contact
Frequency of operation, with/without load	720/7200h <sup>-1</sup>
Operate/ Reset time max.	7/5 ms
Bounce time max.	4 ms

**Contact ratings**

Load	Cycles
<b>IEC 61810</b>	
16A, 250VAC resistive, 70°C	10x10 <sup>3</sup>
<b>IEC 60669-1 (planned)</b>	
16A; 250V	
<b>UL508</b>	
16A, 250VAC, general purpose, 70°C	15x10 <sup>3</sup>
TV16, 277VAC, 70°C	25x10 <sup>3</sup>
Mechanical endurance	>10 <sup>5</sup> operations

**Coil Data, bistable coils**

	1 coil	2 coils
Magnetic system	polarized, bistable	
Coil voltage range	3 to 48VDC	
Min./Max. energization duration	30ms/1min at < 10% df	
Coil insulation system according UL1446	class F	

**Coil versions, bistable coil**

Coil code	Rated voltage VDC	Set voltage VDC	Reset voltage VDC	Coil resistance Ω±10%	Rated coil power mW
-----------	-------------------	-----------------	-------------------	-----------------------	---------------------

**Coil versions, bistable 1 coil**

B003	3	2.25	2.25	14	650
B005	5	3.75	3.75	38	650
B006	6	4.5	4.5	55	650
B009	9	6.8	6.8	120	665
B012	12	9.0	9.0	220	650
B024	24	18.0	18.0	890	650
B048	48	36.0	36.0	3540	650

**Coil versions, bistable 2 coils**

C012	12	9.0	9.0	150	950
C024	24	18.0	18.0	610	950

**Coil data (continued)**

**Bistable coils - operation**

Version	1 coil		2 coils		
Coil terminals	A1	A2	A1	A3	A2
Operate	+	-		+	-
Reset	-	+		-	+
Contact position not defined at delivery					

**Insulation Data**

Initial dielectric strength	
between open contacts	
new	1250Vrms
after test with 250VAC	500Vrms
between contact and coil	5000Vrms
Clearance/creepage	
between contact and coil	≥ 6/6mm
Distance through solid insulation	> 2mm
Material group of insulation parts	IIIa
Tracking index of relay base	PTI 250V

**Other Data**

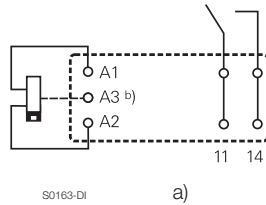
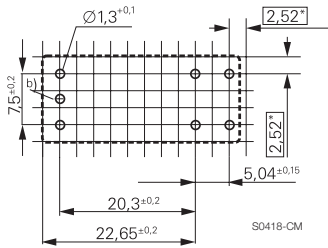
EU RoHS/ELV compliance	compliant
Ambient temperature	-40 to 70°C
Category of environmental protection	
IEC 61810	RTII - flux proof
Vibration resistance (functional)	15g
Shock resistance (destructive)	100g
Terminal type	PCB-THT
Weight	11g
Resistance to soldering heat THT	
IEC 60068-2-20	270°C/10s
Packaging/unit	tube/20 pcs., box/500 pcs.

**Power PCB Relay RTX (Continued)**

**PCB layout / terminal assignment**

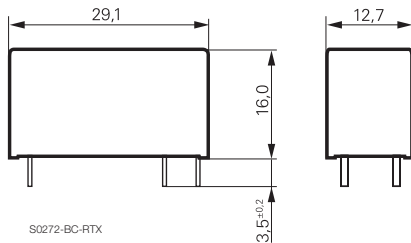
Bottom view on solder pins

16A, pinning 5mm, 1 form A (NO) contact



- a) Indicated contact position during or after coil energization with reset voltage.
- b) for 2 coil version only

**Dimensions**



**Product code structure**

Typical product code **RTX 3 -1A T -B012**

<b>Type</b>	<b>RTX</b>	Power PCB Relay RTX
<b>Version</b>	<b>3</b>	16A, double pinning 5mm
<b>Contact arrangement</b>	<b>1A</b>	1 form A (1 NO)
<b>Contact material</b>	<b>T</b>	W (pre-make cont.)+AgSnO
<b>Coil version</b>		Coil code: please refer to coil versions table

Product code	Contacts	Contact material	Coil Version	Coil	Part number
RTX3-1AT-B003	1 NO contact	W(pre-make) + AgSnO	bistable 1 coil	3 VDC	1937650-1
RTX3-1AT-B005				5 VDC	1937650-2
RTX3-1AT-B006				6 VDC	1937650-3
RTX3-1AT-B009				9 VDC	1937650-4
RTX3-1AT-B012				12 VDC	1937650-5
RTX3-1AT-B024				24 VDC	1937650-6
RTX3-1AT-B048				48 VDC	1937650-7
RTX3-1AT-C012			bistable 2 coil	12 VDC	1937650-8
RTX3-1AT-C024				24 VDC	1937650-9

Other types on request.

This list represents the most common types and does not show all variants covered by this datasheet.

## X-ON Electronics

Largest Supplier of Electrical and Electronic Components

*Click to view similar products for [General Purpose Relays](#) category:*

*Click to view products by [TE Connectivity](#) manufacturer:*

Other Similar products are found below :

[APF30318](#) [JVN1AF-4.5V-F](#) [PCN-105D3MHZ](#) [5JO-10000S-SIL](#) [5JO-1000CD-SIL](#) [5JO-400CD-SIL](#) [LY2S-AC220/240](#) [LYQ20DC12](#)  
[6031007G](#) [6131406HQ](#) [6-1393099-3](#) [6-1393099-8](#) [6-1393122-4](#) [6-1393123-2](#) [6-1393767-1](#) [6-1393843-7](#) [6-1415012-1](#) [6-1419102-2](#) [6-](#)  
[1423698-4](#) [6-1608051-6](#) [6-1608067-0](#) [6-1616170-6](#) [6-1616248-2](#) [6-1616282-3](#) [6-1616348-2](#) [6-1616350-1](#) [6-1616350-8](#) [6-1616358-7](#) [6-](#)  
[1616359-9](#) [6-1616360-9](#) [6-1616931-6](#) [6-1617039-1](#) [6-1617052-1](#) [6-1617090-2](#) [6-1617090-5](#) [6-1617347-5](#) [6-1617353-3](#) [6-1617801-8](#) [6-](#)  
[1617802-2](#) [6-1618107-9](#) [6-1618248-4](#) [M83536/1-027M](#) [CX-4014](#) [MAHC-5494](#) [MAVCD-5419-6](#) [703XCX-120A](#) [7-1393100-5](#) [7-1393111-7](#)  
[7-1393144-5](#) [7-1393767-8](#)