

H11D1X, H11D2X, H11D3X, H11D4X
H11D1, H11D2, H11D3, H11D4



ISOCOM
COMPONENTS

**HIGH VOLTAGE OPTICALLY
COUPLED ISOLATOR
PHOTOTRANSISTOR OUTPUT**



'X' SPECIFICATION APPROVALS

- VDE0884 in 3 available lead forms :-
- STD
- G form
- SMD approved to CECC 00802

DESCRIPTION

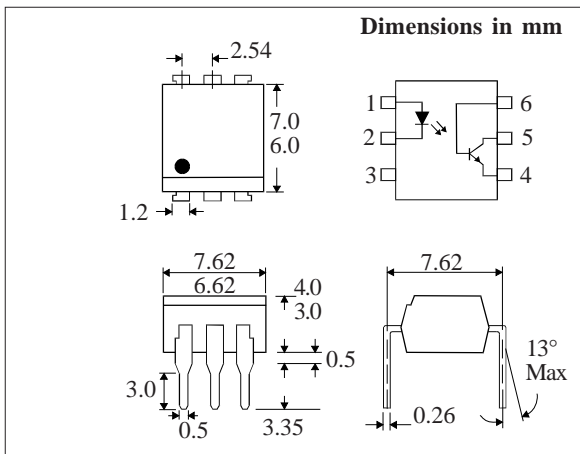
The H11D series of optically coupled isolators consist of infrared light emitting diode and NPN silicon photo transistor in a standard 6 pin dual in line plastic package.

FEATURES

- Options :-
10mm lead spread - add G after part no.
Surface mount - add SM after part no.
Tape&reel - add SMT&R after part no.
- High Isolation Voltage (5.3kV_{RMS}, 7.5kV_{PK})
- High BV_{CER} (300V - H11D1, H11D2)
(200V - H11D3, H11D4)
- All electrical parameters 100% tested
- Custom electrical selections available

APPLICATIONS

- DC motor controllers
- Industrial systems controllers
- Measuring instruments
- Signal transmission between systems of different potentials and impedances



ABSOLUTE MAXIMUM RATINGS
(25°C unless otherwise specified)

Storage Temperature	-55°C to +150°C
Operating Temperature	-55°C to +100°C
Lead Soldering Temperature	(1/16 inch (1.6mm) from case for 10 secs) 260°C

INPUT DIODE

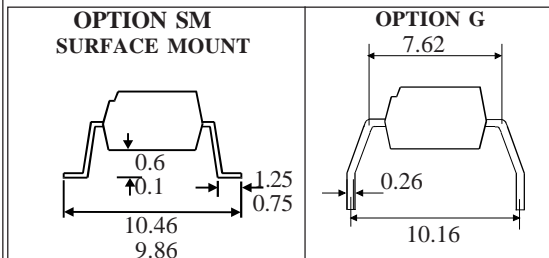
Forward Current	60mA
Reverse Voltage	6V
Power Dissipation	100mW

OUTPUT TRANSISTOR

Collector-emitter Voltage BV _{CER} (R _{BE} = 1MΩ)	
H11D1, H11D2	300V
H11D3, H11D4	200V
Collector-base Voltage BV _{CBO}	
H11D1, H11D2	300V
H11D3, H11D4	200V
Emitter-collector Voltage BV _{ECO}	6V
Collector Current	100mA
Power Dissipation	150mW

POWER DISSIPATION

Total Power Dissipation	250mW
(derate linearly 2.67mW/°C above 25°C)	



ISOCOM COMPONENTS 2004 LTD
Unit 25B, Park View Road West,
Park View Industrial Estate, Brenda Road
Hartlepool, TS25 1UD England
Tel: (01429)863609 Fax: (01429)863581 e-mail
sales@isocom.co.uk http://www.isocom.com

ELECTRICAL CHARACTERISTICS ($T_A = 25^\circ\text{C}$ Unless otherwise noted)

PARAMETER		MIN	TYP	MAX	UNITS	TEST CONDITION
Input	Forward Voltage (V_F)		1.2	1.5	V	$I_F = 10\text{mA}$
	Reverse Current (I_R)			10	μA	$V_R = 6\text{V}$
Output	Collector-emitter Breakdown (BV_{CER}) H11D1, H11D2	300			V	$I_C = 1\text{mA}, R_{\text{BE}} = 1\text{M}\Omega$ (note 2)
	H11D3, H11D4	200			V	
	Collector-base Breakdown (BV_{CBO}) H11D1, H11D2	300			V	$I_C = 100\mu\text{A}$
	H11D3, H11D4	200			V	
	Emitter-collector Breakdown (BV_{ECO})	6			V	$I_E = 100\mu\text{A}$
	Collector-emitter Dark Current (I_{CER}) H11D1, H11D2			100	nA	$V_{\text{CE}} = 200\text{V}, R_{\text{BE}} = 1\text{M}\Omega$ $V_{\text{CE}} = 200\text{V}, R_{\text{BE}} = 1\text{M}\Omega,$ $T_A = 100^\circ\text{C}$
H11D3, H11D4			250	μA		
Coupled	Current Transfer Ratio (CTR)	20			%	$10\text{mA } I_F, 10\text{V } V_{\text{CE}},$ $R_{\text{BE}} = 1\text{M}\Omega$
	Collector-emitter Saturation Voltage $V_{\text{CE(SAT)}}$			0.4	V	
	Input to Output Isolation Voltage V_{ISO}	5300			V_{RMS}	$10\text{mA } I_F, 0.5\text{mA } I_C,$ $R_{\text{BE}} = 1\text{M}\Omega$ See note 1
		7500			V_{PK}	
	Input-output Isolation Resistance R_{ISO}	5×10^{10}			Ω	$V_{\text{IO}} = 500\text{V}$ (note 1)
	Turn-on Time t_{on}		5		μs	$V_{\text{CC}} = 10\text{V}, I_C = 2\text{mA},$ $R_L = 100\Omega$, fig 1
Turn-off Time t_{off}		5		μs		

Note 1 Measured with input leads shorted together and output leads shorted together.

Note 2 Special Selections are available on request. Please consult the factory.

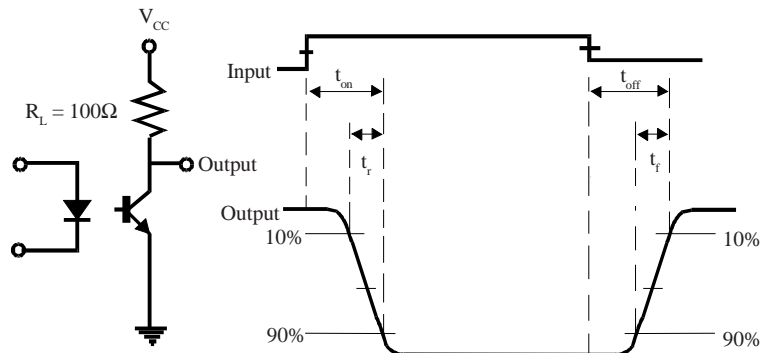
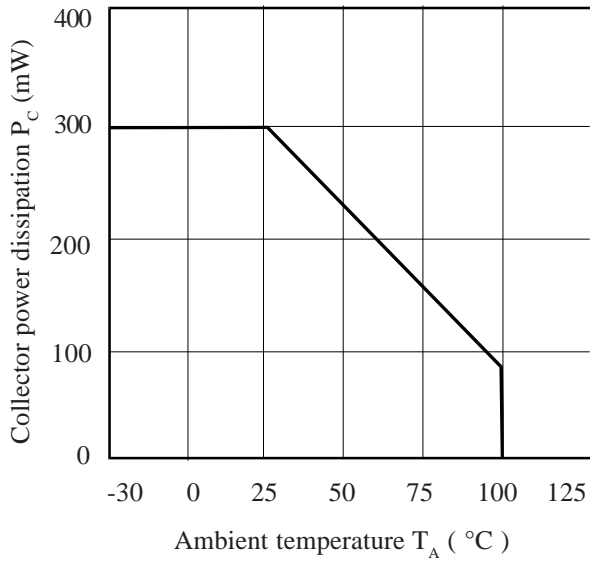
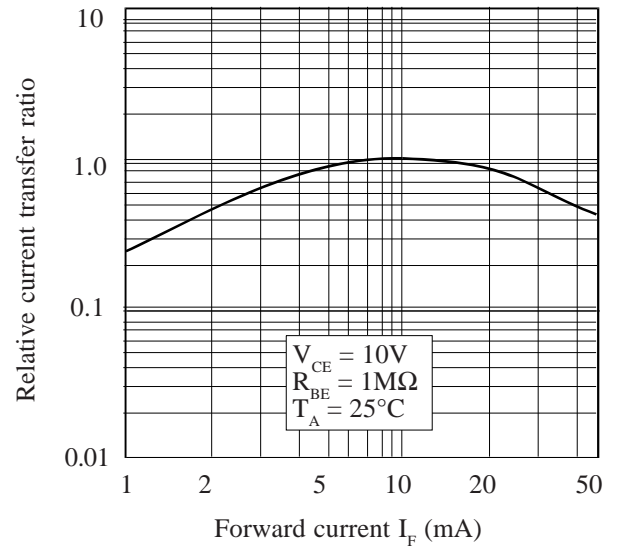


FIG 1

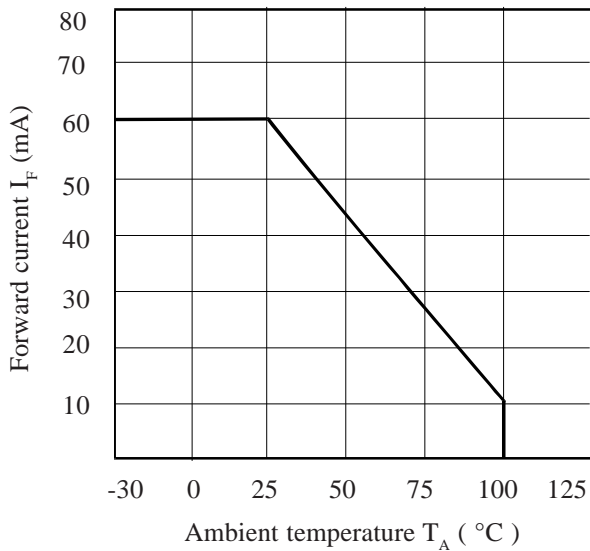
Collector Power Dissipation vs. Ambient Temperature



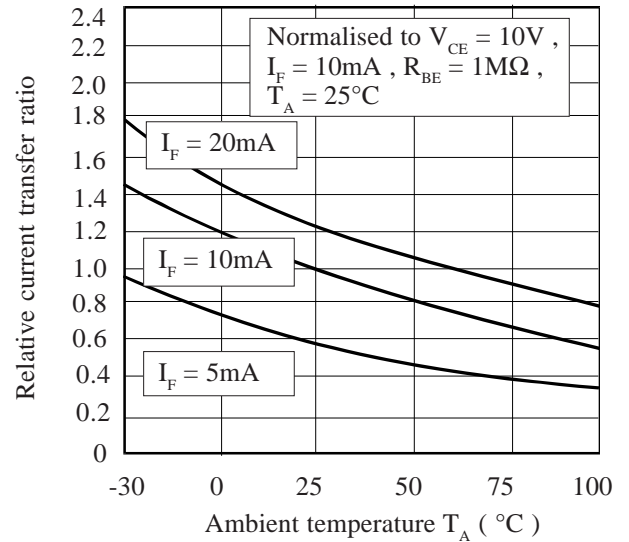
Relative Current Transfer Ratio vs. Forward Current (normalised to 10mA I_F)



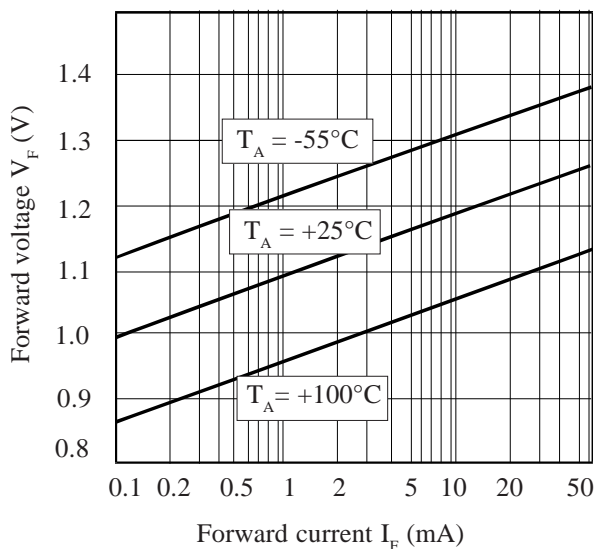
Forward Current vs. Ambient Temperature



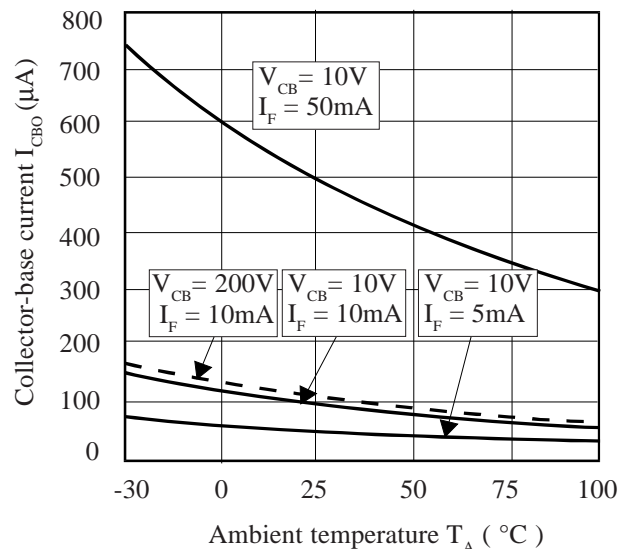
Relative Current Transfer Ratio vs. Ambient Temperature



Forward Voltage vs. Forward Current



Collector-base Current vs. Ambient Temperature



X-ON Electronics

Largest Supplier of Electrical and Electronic Components

Click to view similar products for [MOSFET Output Optocouplers](#) category:

Click to view products by [Isocom](#) manufacturer:

Other Similar products are found below :

[TLP3131\(F\)](#) [TLP598GAF](#) [CPC2014NTR](#) [TLP4026G\(F\)](#) [LTV-817S-B](#) [CPC2017NTR](#) [TLP152\(TPL,E\(T](#) [PS2505L-4-E3-A](#) [TLP3106A\(TP,F](#)
[TLP3107A\(TP,F](#) [TLP3107A\(F](#) [TLP3106A\(F](#) [TLP4176A\(F](#) [TLP3149\(F](#) [TLP3147\(F](#) [TLP3145\(F](#) [TLP3146\(F](#) [TLP3147\(TP,F](#) [TLP3149\(TP,F](#)
[H11AV1XSM](#) [CNY17-1-000E](#) [CNY17-1-300E](#) [CNY17-1S](#) [CNY17-2-000E](#) [CNY17-2S](#) [CNY173SR2VM](#) [CNY17-4-000E](#) [HCPL-181-06DE](#)
[HCPL-J312-000E](#) [LTV-3120S-TA1](#) [LTV-817-L](#) [LTV-817M-D](#) [LTV-817S-A](#) [LTV-817S-TA1-L](#) [TIL111](#) [TIL191](#) [MCT6X](#) [MCT6XSM](#)
[TLP170A\(F\)](#) [TLP170G\(F\)](#) [TLP197GA\(F\)](#) [TLP197G\(TP,F\)](#) [TLP222A-2\(LF1,F\)](#) [TLP291\(GR-TP.E\(O](#) [TLP597A\(F\)](#) [TLP797J\(F\)](#) [4N35X](#)
[4N35XSM](#) [MOC213M](#) [HMHA2801R2](#)