

# 400 MICRO-TECH<sup>®</sup> TOOLS

## WITH DEDICATED FEATURES

- to optimize gripping, cutting or handling small components.
- **Efficient storage**  
for instant selection of the correct tool.
- **Antistatic tools**  
providing electrostatic discharge protection (ESD).

"FACOM MICRO-TECH<sup>®</sup>"  
A dedicated range designed  
and developed with professionals.

Choosing the right  
electronics pliers



■ **ACCORDING TO CUT** The Facom range offers three types. Choose the one best suited to your needs.

CUTTING EDGES	ILLUSTRATION	FEATURES	WIRE TYPE		OPERATION	APPLICATION
AXIAL CUT		Cutting edges are treated to achieve maximum strength and precision cutting of a wide range of materials, from piano wire to copper.	Cu	YES	- Production work. - Day-to-day use. - Maintenance. - Hard materials.	Customer service (hi-fi) Machine-tools Automotive Domestic appliances
			Cu-Ni alloy	YES		
			Mild steel 30 HRc	YES		
			Hard steel 50 HRc Piano wire	YES		
SEMI-FLUSH CUT		Micro-chamfered cutting edges ensure high cutting capacity with clean finish. Precision is maintained throughout a long service life even in intensive use. Suitable for semi-hard wire.	Cu	YES	- Clean cut in intensive use - Wiring. - Batch electronics. - Semi-hard materials.	Computers Telephone exchanges Video and laser Micro-engineering (hi-fi, labs)
			Cu-Ni alloy	YES		
			Mild steel 30 HRc	YES		
			Hard steel 50 HRc	NO		
			Piano wire			
FLUSH CUT		This range is designed to give a through-cut without crushing the wire. Clean-cut ends allow reliable soldering, without damage to electronic components from arcing. Suitable for soft wire only.	Cu	YES	- High-frequency apparatus. - Maximum precision equipment. - Cut-back before soldering. - Electrostatically sensitive components.	Defence Aerospace Aviation Laboratory
			Cu-Ni alloy	YES		
			Mild steel 30 HRc	NO		
			Hard steel 50 HRc	NO		
			Piano wire			



■ ACCORDING TO PROFILE\*

NOSE DESIGN	FACOM	Ø Cu wire (mm)					Ø max Fe wire 30 HRc	Ø max piano wire
		0	0,5	1	1,5	2		
<p>• Bullet nose for strength</p>	<p>405.8 MT-C-E 405.MT-C-E 405.10 MT-C-E 405.12MT-C-E 405.RMT-C-E 405.10 RMT-RC-RE 405.12 RMT-RC-RE*</p>	<p>0,2 → 1 0,3 → 1,3 0,3 → 1,4 0,4 → 2,0 0,3 → 1,1 0,3 → 1,2 0,4 → 1,5</p>	<p>0,5 0,7 0,8 1,0 0,7 0,8 1,0</p>	<p>STOP 0,4 0,5 0,8 0,4 0,5 0,6</p>				
<p>• End nose for reach</p>	<p>408.MT</p>	<p>0,4 → 1,5</p>	<p>0,5</p>	<p>STOP</p>				
<p>• Bullet nose for strength</p>	<p>406.8-MT-C-E 406.MT-C-E 435.MT-C-E 436.MT-E 415.MT-C-E 406.RMT-RC-RE* 435.RMT-RC-RE* 415.RMT-RC*-RE*</p>	<p>0,1 → 1 0,1 → 1,3 0,1 → 1,3 0,1 → 1,2 0,3 → 2,0 0,1 → 1,1 0,1 → 1,1 0,3 → 1,5</p>	<p>0,7 0,7 0,7 1,0 0,7 0,7 0,8</p>	<p>STOP</p>				
<p>• Pointed nose for control</p>	<p>416.MT-C-E 416.PMT-C-E 416.12 MT-C-E 416.RMT-RC*</p>	<p>0,1 → 1,0 0,1 → 0,8 0,3 → 1,6 0,1 → 0,9</p>	<p>0,5 0,4 0,7 0,5</p>					
<p>• Bullet nose for strength</p>	<p>407.8 MT-C-E 407.MT-C-E 425.MT-C-E 426.MT-E</p>	<p>0,1 → 0,8 0,1 → 1,3 0,1 → 1,3 0,1 → 1,2</p>		<p>STOP</p>				
<p>• Pointed nose for control</p>	<p>417.PMT-C-E</p>	<p>0,1 → 0,8</p>		<p>STOP</p>				
<p>• Angled nose for accuracy</p>	<p>427.MT-C-E 429.MT-C-E 430.MT</p>	<p>0,2 → 0,6 0,2 → 1,0 0,2 → 1,0</p>						
<p>• End nose for reach</p>	<p>418.MT 428.MT</p>	<p>0,1 → 0,6 0,1 → 0,8</p>						

# MICRO-TECH® ELECTRONICS PLIERS

## ▶▶▶ DIAGONAL CUTTERS WITH BULLET NOSE FOR STRENGTH



The bullet nose offers greater resilience compared with other profiles. The increased cutting capacity and long service life is useful in a wide variety of applications.



**AXIAL CUT**  
All materials,  
any application.



**SEMI-FLUSH CUT**  
Clean, long-life  
cut in semi-hard materials.



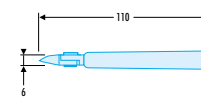
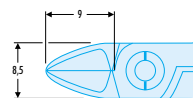
**FLUSH CUT**  
Smooth cut for sound  
soldered connections.

### ■ Slim-joint models for precision

▷ ISO 9654

- Suitable for miniature electronic components.
- ΔΔ 60g.

Model	Cut	Cu-Ni wire Ø mm	Piano wire Ø mm	Fe wire 30 HRc Ø mm
405.8MT		0,2 - 1		0,5
406.8MT		0,1 - 1		
407.8MT		0,1 - 1		

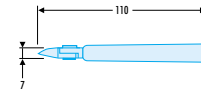
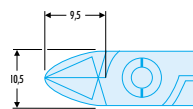


### ■ Compact models for manoeuvrability

▷ ISO 9654

- Slimmer bullet-nose profile combines cutting performance with manoeuvrability.
- Available with offcut retaining system. Models 405.MT and 405.RMT are suitable for cutting piano wire Ø 0,4 mm.
- ΔΔ 60g.

Model	Cut	Cu-Ni wire Ø mm	Fe wire 30 HRc Ø mm	Piano wire Ø mm	Offcut retainer
405.MT		0,3 - 1,3	0,7	0,4	
405.RMT		0,3 - 1,1	0,6	0,4	•
406.MT		0,1 - 1,3	0,7		
406.RMT		0,1 - 1,1	0,6		•
407.MT		0,1 - 1,3			

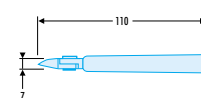
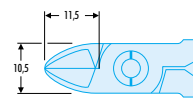


### ■ Stocky models for versatility

▷ ISO 9654

- Clean cut in a variety of materials from copper to piano wire up to Ø 0,5 mm.
- Available with offcut retaining system.
- ΔΔ 60g.

Model	Cut	Cu-Ni wire Ø mm	Fe wire 30 HRc Ø mm	Piano wire Ø mm	Offcut retainer
405.10MT		0,3 - 1,4	0,8	0,5	
405.10RMT		0,3 - 1,2	0,7	0,5	•



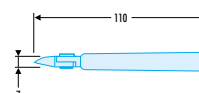
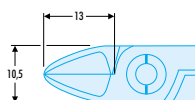
### Long-reach models for accessibility

▷ ISO 9654

- Up to 1,5 to 2 mm more reach than standard cutting pliers.
- Available with offcut retaining system.

ΔΔ 60g.

REF	Cut	Cu-Ni wire Ø mm	Fe wire 30 HRc Ø mm	Offcut retainer
435.MT		0,1 - 1,3	0,7	
435.RMT		0,1 - 1,1	0,7	•
425.MT		0,1 - 1,3		



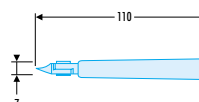
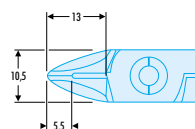
### Slim-nose model with back clearance

▷ ISO 9654

- For cutting behind components and reaching under obstacles such as coil or resistor.

ΔΔ 60g.

REF	Cut	Cu-Ni wire Ø mm	Fe wire 30 HRc Ø mm	Offcut retainer
436.MT		0,1 - 1,2	0,7	
426.MT		0,1 - 1,2		



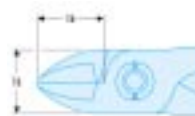
### Heavy-duty models for power

▷ ISO 9654

- For tough applications and repetitive work on a wide range of materials.
- Piano wire: 405.12MT up to 0,8 mm; 405.12RMT up to 0,6 mm.
- Available with offcut retaining system.

ΔΔ 95g.

REF	Cut	Cu-Ni wire Ø mm	Fe wire 30 HRc Ø mm	Piano wire	Offcut retainer
405.12MT		0,4 - 2,0	1,0	0,8	
405.12RMT		0,4 - 1,5	0,9	0,6	•
415.MT		0,3 - 2,0	0,9		
415.RMT		0,3 - 1,5	0,8		•



▶▶▶ DIAGONAL CUTTERS WITH POINTED NOSE FOR CONTROL



The pointed nose is ideal where clearance is restricted and allows better visibility of the wire being cut.



**SEMI-FLUSH CUT**  
Clean, long-life cut in semi-hard materials.



**FLUSH CUT**  
Smooth cut for sound soldered connections.

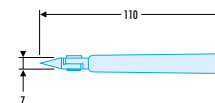
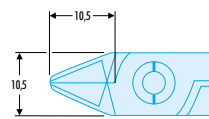
■ Pointed models

▷ ISO 9654

- Taper nose for improved accessibility.
- Available with offcut retaining system.

ΔΔ 60g.

Model	Cut	Cu-Ni wire Ø mm	Fe wire 30 HRc Ø mm	Offcut retainer
416.MT		0,1 - 1,0	0,5	
416.RMT		0,1 - 0,9	0,5	•



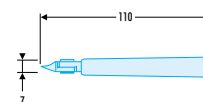
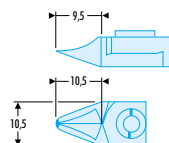
■ Pointed slim-nose models for manoeuvrability

▷ ISO 9654

- Slots in and around printed-circuit components, allowing good visibility.

ΔΔ 60g.

Model	Cut	Cu-Ni wire Ø mm	Fe wire 30 HRc Ø mm	Offcut retainer
416.PMT		0,1 - 0,8	0,4	
417.PMT		0,1 - 0,8		

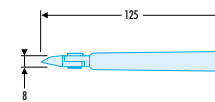
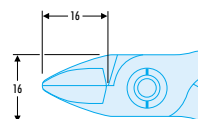


■ 416.12MT  
Heavy-duty taper nose


▷ ISO 9654

- Suitably sized for production applications.
- Semi-flush cut.
- Cu-Ni wire Ø 0,3 to 1,6 mm.
- Fe wire 30 HRc up to Ø 0,7 mm.

ΔΔ 95g.



# ANGLED-NOSE CUTTING PLIERS FOR PRECISION



- Ideal for use on printed circuits, electronic modules and hybrid circuits.
- Designed for cutting right up against the board in the minutest spaces.
- Flush cutting edges.

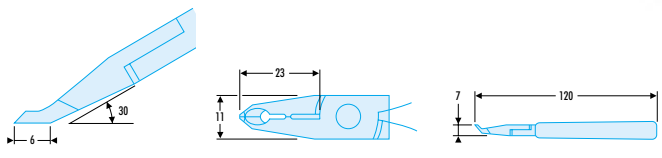


**FLUSH CUT**  
Smooth cut for clean soldered connections.

## ■ 427.MT

### 30° cutters

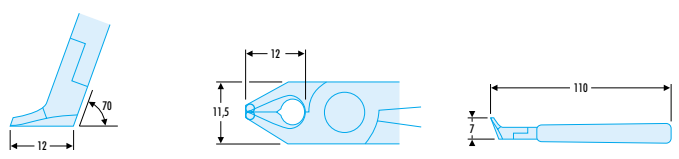
- Cutting edges at 30° with back clearance.
  - Flush cut.
  - Cu-Ni wire Ø 0,2 to 0,6 mm.
  - Fe wire 30 HRc.
- ΔΔ 65g.



## ■ 429.MT

### 70° cutters

- ▷ ISO 9654
  - Wide edges at 70° with large back clearance.
  - Flush cut.
  - Cu-Ni wire Ø 0,2 to 1,0 mm.
  - Fe wire 30 HRc.
- ΔΔ 60g.




## ■ 430.MT

### 70° narrow cutters


- ▷ ISO 9654
  - Narrow edges at 70° with back clearance.
  - Flush cut.
  - Cu-Ni wire Ø 0,2 to 1,0 mm.
  - Fe wire 30 HRc.
- ΔΔ 60g.




▶▶▶ END CUTTERS FOR FRONT ACCESS



- End cutting edges allow vertical access.
- Extended profile reaches wires or components on crowded boards.



**AXIAL CUT**  
All materials,  
any application.

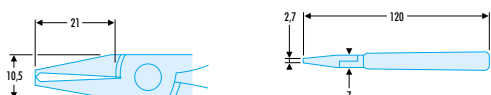


**FLUSH CUT**  
Smooth cut for sound  
soldered connections.

■ 418.MT

**End cutters**

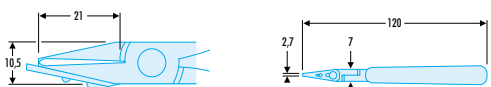
- ▷ ISO 9654
- Long, narrow nose for vertical access.
- Flush cut.
- Cu-Ni wire  $\varnothing$  0,1 to 0,6 mm.
- Fe wire 30 HRc.
- ΔΔ 75g.



■ 428.MT

**End cutters with adjustable stop**

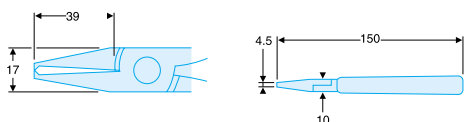
- ▷ ISO 9654
- Similar to 418 but with 0 to 4 mm adjustment for precision cut at set distance from board.
- Flush cut.
- Cu-Ni wire  $\varnothing$  0,1 to 0,6 mm.
- Fe wire 30 HRc.
- ΔΔ 75g.



■ 408.MT

**Heavy-duty end cutters**

- ▷ ISO 9654
- Long nose for vertical access.
- Axial cut.
- Cu-Ni wire  $\varnothing$  0,4 to 1,5 mm.
- Fe wire 30 HRc  $\varnothing$  up to 0,5 mm.
- ΔΔ 100g.



▶▶▶ CUTTING PLIERS FOR DIL, DIP AND CMS COMPONENTS



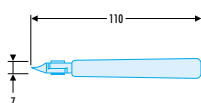
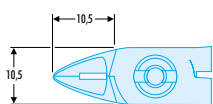
- Ideal for use on printed circuits, electronic modules and hybrid circuits.
- Designed for cutting right up against the board in very tight spaces.
- Flush cutting edges.



■ 417.SPMT

**Diagonal cutters for DIP-SMD components**

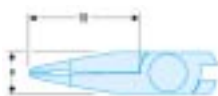
- Designed to slot in the 0,65 mm gap between lugs of DIP components. The slender nose of this tool precludes its use for other purposes.
  - Flush cut.
  - Cu-Ni wire  $\varnothing$  0,1 to 0,6 mm.
- ΔΔ 60g.



■ 437.MT

**Diagonal cutters for DIP components**

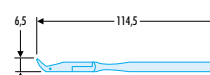
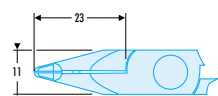
- Pointed, slim nose allows full access to DIP or SMD components.
  - Flush cut.
  - Cu-Ni wire  $\varnothing$  0,1 to 0,6 mm.
- ΔΔ 40g.



■ 419.MT

**Inverted 45° cutters**

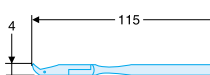
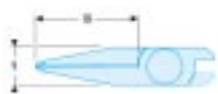
- Designed to reach DIP pins from behind on crowded boards.
  - Flush cut.
  - Cu-Ni wire  $\varnothing$  0,1 to 0,5 mm.
- ΔΔ 50g.



■ 434.MT

**45° cutters**

- Cutting pliers angled at 45°.
  - Nose aligning pin.
  - Flush cut.
  - Cu-Ni wire  $\varnothing$  0,1 to 0,3 mm.
- ΔΔ 40g.





▶▶▶ **FLAT-NOSE GRIPPING PLIERS**

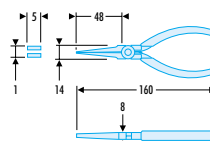


- These pliers serve all professional needs in laboratory, production and maintenance applications.
- Smooth, rectangular-section jaws with contoured inside edges to protect components.
- Matt black non-reflective finish. Leaf spring.

■ **401.MT**

**Extended-nose pliers**

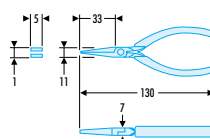
- ▷ ISO 9655
- For extra power.
- ΔΔ 80g.



■ **421.MT**

**Rigid long-nose pliers**

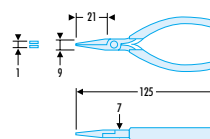
- ▷ ISO 9655
- ΔΔ 70g.



■ **420.MT**

**Shaping pliers**

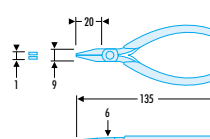
- ▷ ISO 9655
- Very slim nose.
- ΔΔ 60g.



■ **431.MT**

**Short-nose pliers**

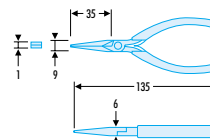
- ▷ ISO 9655
- Slim joint for precision work.
- ΔΔ 55g.



■ **431.LMT**

**Snipe-nose pliers**

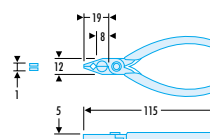
- ▷ ISO 9655
- Slim joint for precision work.
- ΔΔ 80g.



■ **443.12MT**

**Mini combination pliers**

- Side wire-cutter, capacity up to  $\varnothing$  1,7 mm in Cu,  $\varnothing$  1 mm in mild steel.
- Stocky serrated nose, with tube-grip.
- Matt black anti-glare finish.
- ΔΔ 80g.



▶▶▶ HALF-ROUND NOSE GRIPPING PLIERS



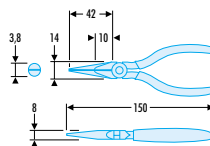
- These pliers serve all professional needs in laboratory, production and maintenance applications.
- Smooth, half-round jaws with contoured inside edges to protect components.
- Matt black non-reflective finish. Leaf spring.



■ 442.MT

"Telephone" pliers

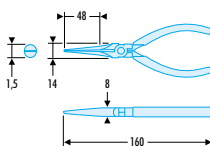
- ▷ ISO 9655
- Long stocky nose with fine end serrations.
- Side cutter.
- Cu wire max. Ø 2 mm.
- Fe wire 30 HRc max. Ø 1 mm.
- ΔΔ 88g.



■ 402.MT

Extended-nose pliers

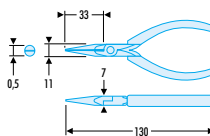
- ▷ ISO 9655
- For extra power.
- ΔΔ 76g.



■ 422.MT

Rigid long-nose pliers

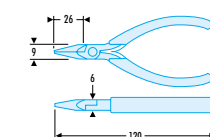
- ▷ ISO 9655
- ΔΔ 70g.



■ 432.MT

Short-nose pliers

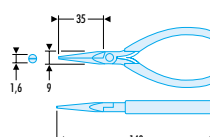
- ▷ ISO 9655
- Slim joint.
- ΔΔ 55g.



■ 432.LMT

Snipe-nose pliers

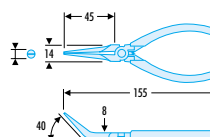
- ▷ ISO 9655
- Slim joint for precision work.
- ΔΔ 65g.



■ 403.MT

Extended-nose 40° pliers

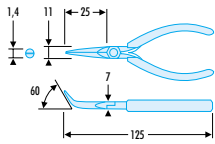
- ▷ ISO 9655
- For extra power.
- ΔΔ 75g.



■ 423.MT

**Rigid-nose 60° pliers**

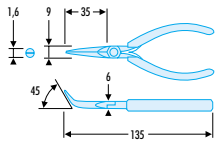
▷ ISO 9655  
ΔΔ 70g.



■ 433.LMT

**Thin-nose 45° pliers**

▷ ISO 9655  
• Slim joint for precision work.  
ΔΔ 75g.



▶▶▶ **ROUND-NOSE GRIPPING PLIERS**

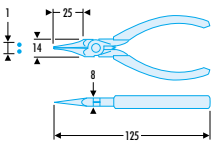


- These pliers serve all professional needs in laboratory, production and maintenance applications.
- Smooth and very slim round jaws, excellent for handling small wiring.
- Ideal for curling and shaping wire.

■ 404.MT

**Stocky pointed-nose pliers**

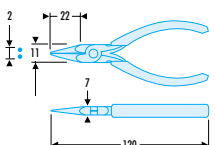
▷ ISO 9655  
• Powerful forming tool ideal for loops.  
ΔΔ 63g.



■ 424.MT

**Rigid short-nose pliers**

▷ ISO 9655  
ΔΔ 55g.



## X-ON Electronics

Largest Supplier of Electrical and Electronic Components

*Click to view similar products for [facom](#) manufacturer:*

Other Similar products are found below :

[92A.5,5](#) [ARB.5.5X40](#) [ANXR10X75](#) [AEF.J6](#) [AEF.J1](#) [EH.107](#) [256.2.5](#) [MT.J3](#) [986058](#) [75.10](#) [PB.MTJ5](#) [84E.J1](#) [455B](#) [440.19](#) [44.6X7](#) [440.21](#)  
[R.306-25D](#) [R.217](#) [R.5](#) [J.13LA](#) [431.LE](#) [425.E](#) [R.216](#) [601](#) [AEF.1,5X35](#) [AEX.9X75](#) [AEX.7X35](#) [EH.103](#) [EH.102](#) [251A.2.5](#) [HB.2B](#) [440.20](#)  
[435.E](#) [432.LMT](#) [44.12X13](#) [440.5H](#) [440.22](#) [R.304DA](#) [427.MT](#) [251A.3](#) [AEF.1,8X35](#) [75.7](#) [440.30](#) [440.18](#) [440.8](#) [R.4](#) [J.19LA](#) [44.JE8](#) [417.PE](#)  
[416.PE](#)