

Type M Series

Key Features

- Cermet Element
- Proven Reliability
- 2W Power Rating
- Strong Construction
- Sealed to Military Standard
- Panel Sealed (MC1)
- Rugged Terminations



This is one of TE Connectivity's most popular ranges and is available with cermet resistance elements. This choice means that components offer excellent electrical and thermal stability, reliability, low noise and long life which makes them most suitable for the majority of professional applications.

The MC Series is used in the Tornado Project and is the standard single turn general purpose panel control used for most military applications in the UK and in Europe.

Characteristics - Electrical

	MC1	MCU
Element Technology:	Cermet	Cermet
Std. Resistance Range:	100 Ohms to 2M2	10 Ohms to 1M Ohm
Law:	Linear	Linear
Resistance Values:	1,2,2 and 4.7 in each decade	1,2,2 and 4.7 in each decade
Selection Tolerance:	± 10%	± 10%
Rated Dissipation at 70°C:	2W	2W
Limiting Element Voltage:	315 Vdc	315 Vdc
Isolation Voltage:	450 Vdc	450 Vdc
Electrical Rotation:	210°	210°
Terminal Resistance:	< 3 Ohms	< 3 Ohms
Noise (E.N.R.):	3% Max.	3 Ohms or 3%
Insulation Resistance:	> 5 G Ohms	> 1 G Ohms
Voltage Proof:	630 V ac peak	630 V ac peak

Characteristics - Mechanical

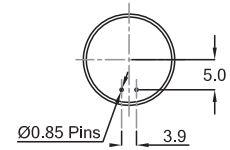
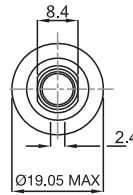
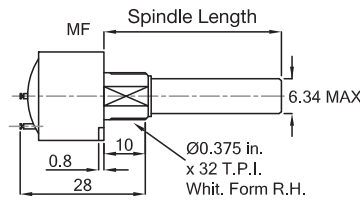
Starting Torque:	< 85 mNm	< 40 mNm
Mechanical Rotation:	270°	270°
End Stop Torque:	800 mNm	800 mNm

Type M Series

Characteristics - Environmental

Limits of Resistance Change:	3% (after 1000 hrs)	3% (after 1000 hrs)
Temperature Coefficient:	0.5%	0.75%
Bump Severity:	390 m/s ² , 4000 bumps	245 m/s ² , 4000 bumps
Vibration Severity:	10-500 Hz 98 m/s ²	10-150 Hz 98 m/s ²
Climatic Category:	55/125/56	55/125/21
Mechanical Endurance:	25000 operations Min.	25000 operations Min.
Sealing:	Panel sealed	Fully enclosed

Dimensions



MC1/MCU Wire Terminations

Type	Standard Spindles		
	Plain	Slotted	Drilled
MC1	25	16, 20, 25	25
MCU	25	16, 20, 25	25

Standard Spindles	
Slotted	Drilled
1.53 Deep	Hole 3.18, Dia. 5.08
x1.53 Wide	From End of Spindle

How to Order

Please specify type, resistance value, tolerance and spindle details. Add inspection requirement where appropriate. **e.g. MC1 10K ± 10% PLAIN 25 mm**
 We will advise a Tyco part number against this description.

X-ON Electronics

Largest Supplier of Electrical and Electronic Components

Click to view similar products for [Potentiometers](#) category:

Click to view products by [TE Connectivity](#) manufacturer:

Other Similar products are found below :

[590SX1N32F103SS](#) [006-0-1](#) [591SXJ48S252SC](#) [591SXP56S252SC](#) [591SXP56S503SC](#) [D31409](#) [70B1G048K502X-A](#) [70B1M032S502W](#)
[70B1N056S202W](#) [70B8N056F502W](#) [70J8N048S104U](#) [70L1N040P103W](#) [70L1N048P103X](#) [70L1N048S103W](#) [81R1A-R22-A20L](#) [85A2A-](#)
[B28-B27/R51](#) [GS1G044P103UA](#) [GS1T032S103UA](#) [A47-200K](#) [A4720K](#) [RA20LASD251A](#) [132-0-0-502](#) [132-2-0-202](#) [132-0-0-102](#) [132-0-0-](#)
[103](#) [132B00301](#) [RK14K1220-F25-C0-A103](#) [RK14K1220F25C0C104](#) [RK14K1220-F25-C1-B103](#) [14910AABHSX10102KA](#)
[14910F0GJSX10105KA](#) [14910FAGJSX10102KA](#) [14910FBGLFY00103KA](#) [14910AABHSX10502KA](#) [14910FAGJSX10104KA](#) [ASM6674E](#)
[152-01031](#) [P140KH1-F15AR50K](#) [P170SPD-FC15BR10K](#) [P231-EC20BR5K](#) [P270-109A](#) [J97589](#) [P9A2R000FISX1103MA](#)
[248BBHS0XB25104MA](#) [248BBHS0XB25503MA](#) [RV170F-10-15R1-B500K-0021](#) [RV24AF-10-15R1-B500-3](#) [A43-750](#) [A47-15K](#) [A4750K](#)