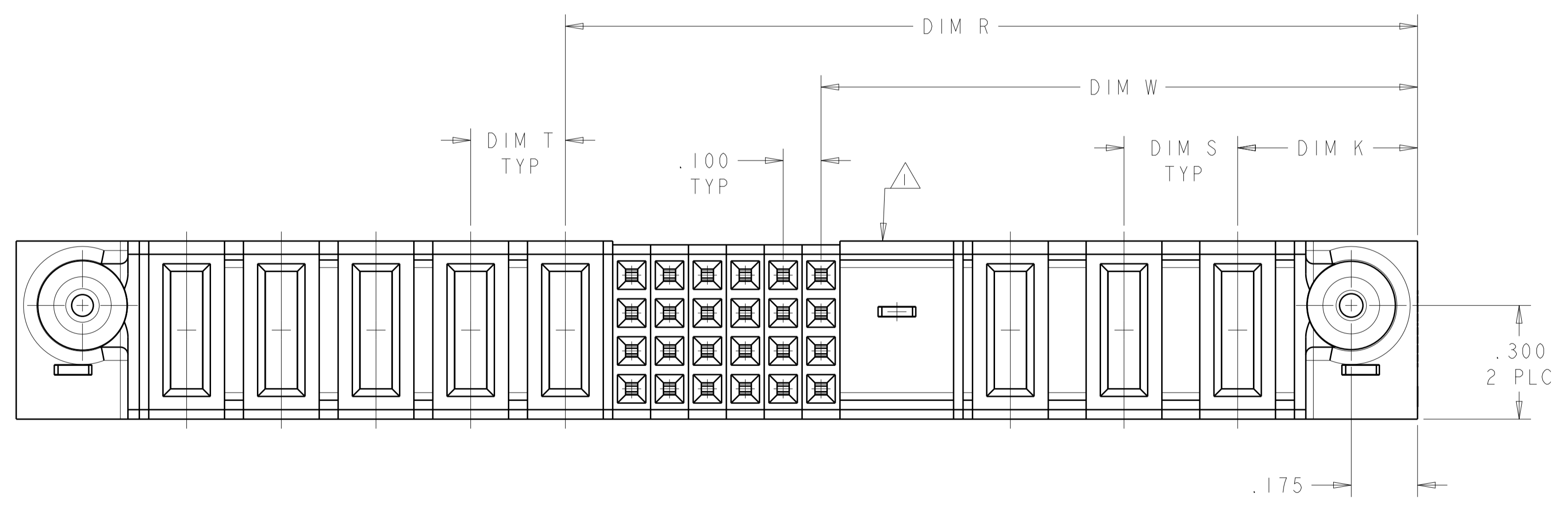
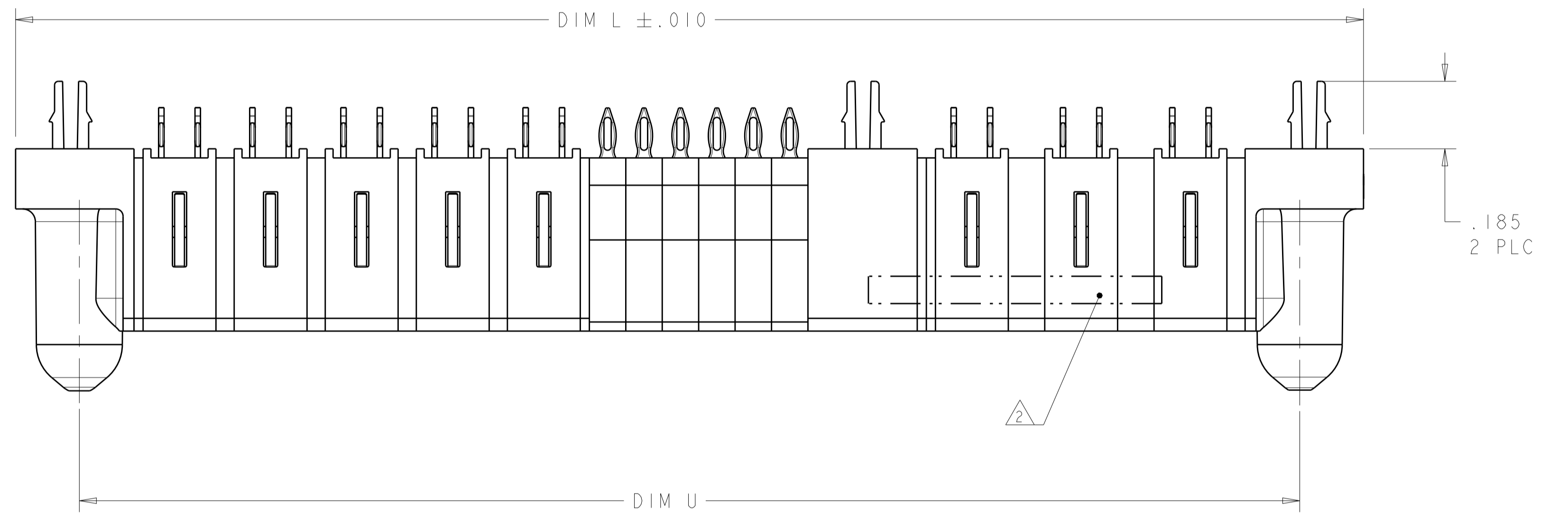
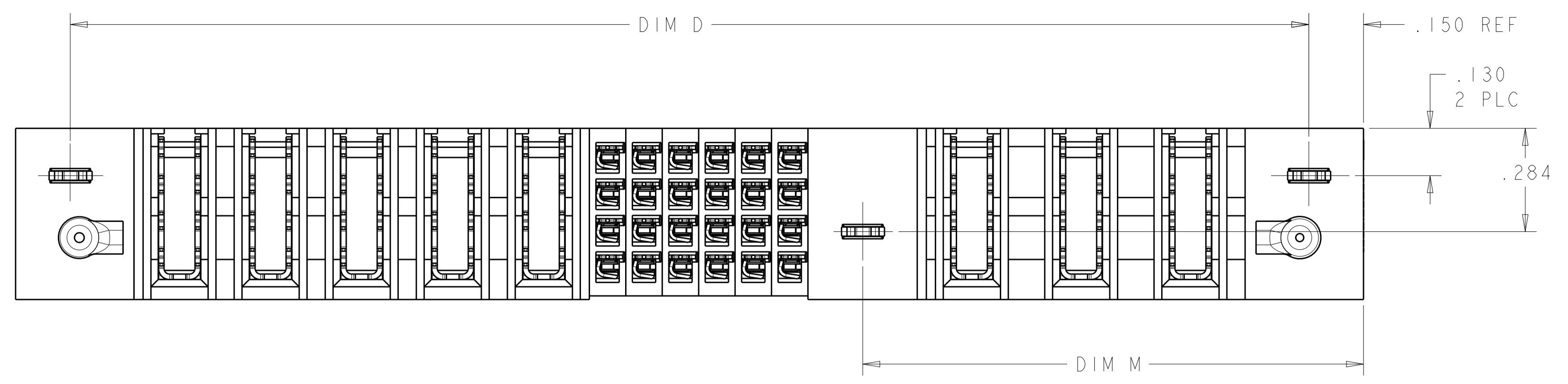
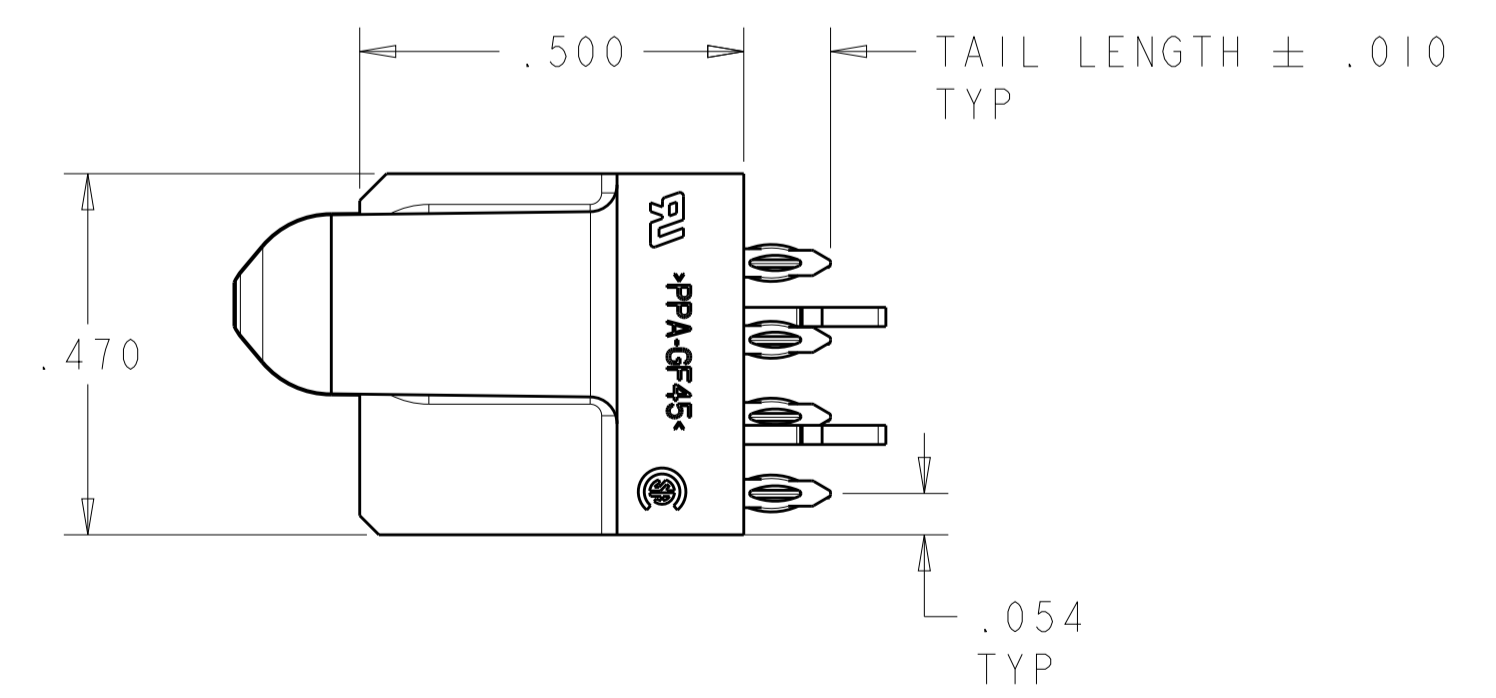


LOC		DIST		REVISIONS			
ES	00	P	LTN	DESCRIPTION	DATE	DWN	APVD
		U3		REV PER ECR-13-015977	14OCT2013	CZ	SZ



- 1 OPTIONAL CENTER MODULE, WITH Ø.150 THRU HOLE OR HOLD DOWN FEATURE
- 2 "AMP", PART NUMBER, AND DATE CODE TO BE MARKED IN AREA SHOWN MARKING ON BOTH SIDES PERMITTED FOR PARTS UNDER 2.00 LONG
- 3 MATERIAL: HOUSING - GLASS FILLED HIGH TEMP THERMO PLASTIC, UL94 V-0, BLACK
 SIGNAL CONTACT - HIGH CONDUCTIVITY COPPER ALLOY
 POWER CONTACT - HIGH CONDUCTIVITY COPPER ALLOY
- 4 CONTACT PLATING: NOBLE METAL PLATING ON CONTACT FUNCTIONAL AREA OF POWER AND SIGNAL CONTACTS
- 5 MECHANICAL CONNECTOR KEEP OUT ZONE
- 6 DATUM AND BASIC DIMENSIONS ESTABLISHED BY CUSTOMER
- 7 PCB - ALL HOLE DIAMETERS ARE FINISHED HOLE SIZES
- 8 PCB - .0453 ±.0010 DRILLED HOLES PLATED WITH .0003 MIN Sn OVER .001 TO .003 PLATING TO ACHIEVE A .040 HOLE
- 9 VARIABLE DIMENSION SHOWN ON VIEW (SHEET 7, 10)


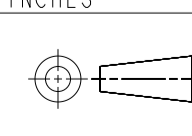


THIS DRAWING IS A CONTROLLED DOCUMENT.		DWN R. GRZYBOWSKI CHK M. PERCHERKE	02MAY05 02MAY05	STE TE Connectivity
DIMENSIONS: INCHES		APVD M. PERCHERKE	NAME VERTICAL RECEPTACLE ASSEMBLY WITH GUIDES, MULTI-BEAM XL	
TOLERANCES UNLESS OTHERWISE SPECIFIED: 0 PLC ±.01 1 PLC ±.01 2 PLC ±.01 3 PLC ±.005 4 PLC ±.002 ANGLES ±.020		PRODUCT SPEC 108-1973	APPLICATION SPEC 114-13038	SIZE A1
MATERIAL FINISH		WEIGHT	CAGE CODE 6450550	RESTRICTED TO CUSTOMER DRAWING
SCALE 4:1		SHEET 1 OF 23		REV U3

LOC	DIST	REVISIONS					
		P	LTN	DESCRIPTION	DATE	DWN	APVD
ES	00	-	-	SEE SHEET 1	-	-	-

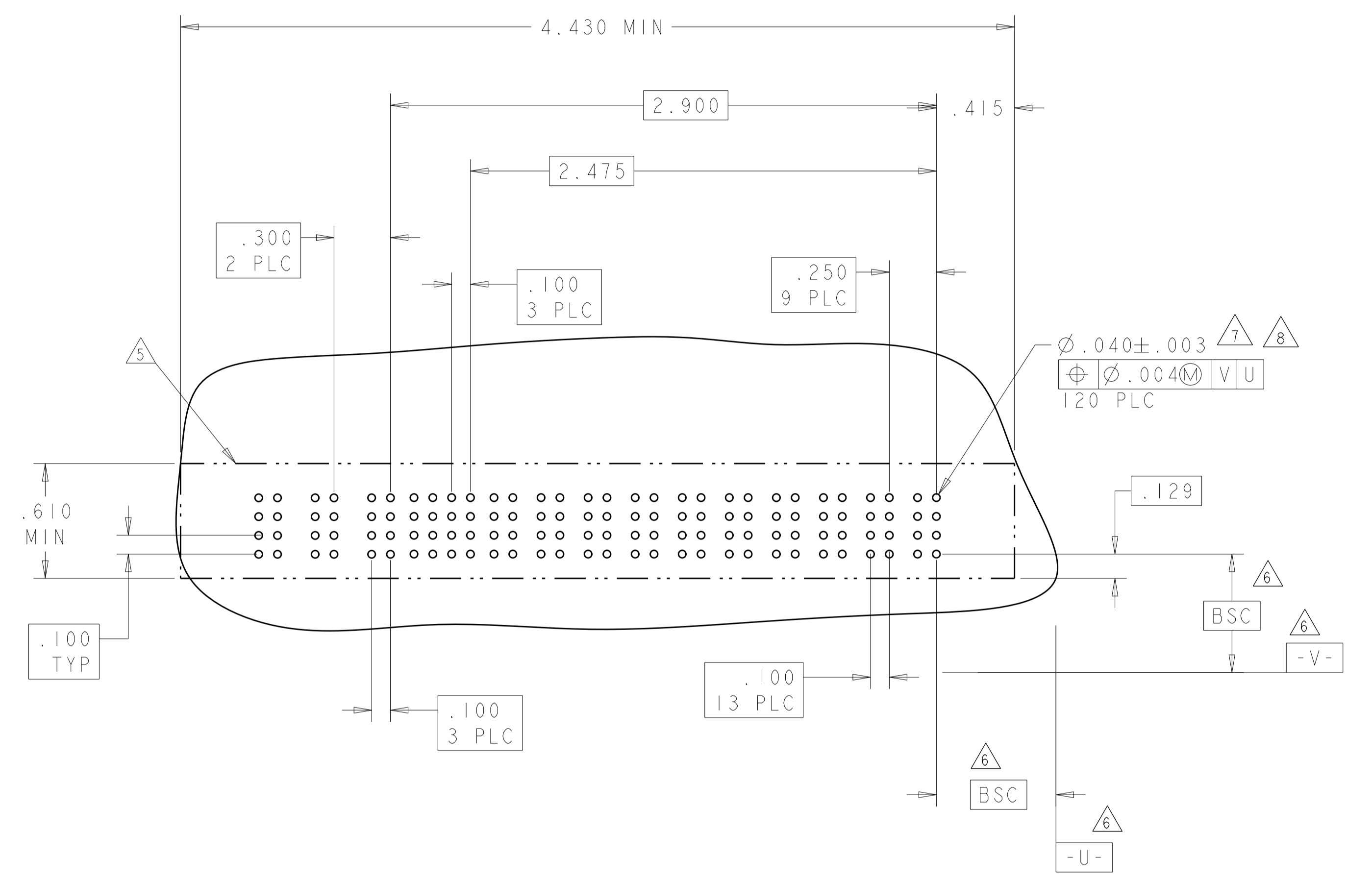
-	4.300	4.250	.250	.250	3.150	1.875	4.600	.450	6P + 48S + 5P	7-6450550-3
-	3.850	3.800	.250	.250	2.950	1.375	4.150	.450	4P + 60S + 4P	7-6450550-2
-	1.950	1.900	.250	.250	1.550	.875	2.250	.450	2P + 24S + 2P	7-6450550-1
-	2.350	2.300	.250	.250	1.700	1.175	2.650	.450	3P + 16S + 3P	6-6450550-9
-	2.650	2.600	.250	.250	2.000	1.125	2.950	.450	3P + 32S + 3P	6-6450550-7
-	2.050	2.000	.250	.250	1.650	.925	2.350	.450	2P + 24S + 2P	6-6450550-6
-	5.450	5.400	.250	.250	3.300	2.625	5.750	.450	9P + 24S + 9P	6-6450550-5
-	2.250	2.20	.250	.250	1.350	.875	2.550	.450	2P + 16S + 4P	6-6450550-4
-	4.450	4.400	.250	.250	2.800	2.125	4.750	.450	7P + 24S + 7P	6-6450550-3
-	-	3.950	.250	.200	2.125	1.025	4.300	.425	3P + 40S + 8P	6-6450550-2
-	5.450	5.400	.250	.250	3.300	2.625	5.750	.450	9P + 24S + 9P	6-6450550-1
-	3.300	3.250	.250	.250	2.400	1.675	3.600	.450	5P + 24S + 4P	6-6450550-0
-	3.300	3.250	.250	.250	2.150	1.425	3.600	.450	4P + 24S + 5P	5-6450550-9
-	2.150	2.100	-	.250	1.750	.875	2.450	.450	2P + 32S + 2P	5-6450550-8
-	3.050	3.000	.250	.250	2.150	1.425	3.350	.450	4P + 24S + 4P	5-6450550-7
-	2.250	2.200	.200	.200	1.725	1.025	2.550	.425	3P + 24S + 3P	5-6450550-6
-	3.300	3.250	.250	.250	2.150	1.425	3.600	.450	4P + 24S + 5P	5-6450550-5
-	2.250	2.200	.250	.250	1.350	.875	2.550	.450	2P + 16S + 4P	5-6450550-4
-	-	3.050	.250	.300	1.950	1.275	3.400	.475	3ACP + 24S + 5P	5-6450550-3
-	1.950	1.900	.250	.250	1.550	.875	2.250	.450	2P + 24S + 2P	5-6450550-0
-	-	6.300	△ ₉	△ ₉	3.925	3.275	6.650	.425	14P + 24S + 12P	4-6450550-9
-	1.950	1.900	.250	.250	1.550	.875	2.250	.450	2P + 24S + 2P	4-6450550-7
-	3.950	3.900	.250	.250	2.550	1.875	4.250	.450	6P + 24S + 6P	4-6450550-5
-	-	2.400	.250	.250	1.550	1.375	2.750	.450	4P + 4S + 4P	4-6450550-2
-	-	2.400	.250	.250	1.550	.875	2.750	.450	2P + 24S + 4P	4-6450550-0
-	-	3.100	.200	.200	2.225	1.375	3.450	.425	5P + 32S + 5P	3-6450550-5
-	-	5.450	△ ₉	△ ₉	3.075	2.425	5.800	.425	10P + 24S + 12P	3-6450550-2
-	3.350	3.300	.250	.250	2.450	1.375	3.650	.450	4P + 40S + 4P	2-6450550-9
-	-	3.100	.200	.200	2.225	1.375	3.450	.425	5P + 32S + 5P	2-6450550-8
-	-	2.100	.250	.300	1.750	1.275	2.450	.475	3ACP + 16S + 2P	2-6450550-4
-	-	2.250	.250	.200	1.900	1.225	2.600	.450	4P + 24S + 2P	1-6450550-9
-	4.325	4.275	.250	△ ₉	3.175	2.500	4.625	.475	2ACP + 6P + 24S + 5P	1-6450550-8
-	-	1.575	-	-	1.425	.700	1.925	.475	1P + 24S + 1P	1-6450550-7
-	-	2.500	.250	.250	2.150	1.425	2.850	.450	4P + 24S + 2P	1-6450550-6
-	1.950	1.900	.250	.250	1.550	.875	2.250	.450	2P + 24S + 2P	1-6450550-5
-	2.850	2.800	.300	.250	2.075	1.375	3.150	.450	4P + 24S + 3ACP	1-6450550-4
-	3.550	3.500	.200	.200	2.225	1.775	3.850	.425	7P + 16S + 7P	1-6450550-3
-	4.450	4.400	.250	.250	4.050	.875	4.750	.450	2P + 124S + 2P	1-6450550-2
-	4.550	4.500	.250	.300	1.650	.975	4.850	.475	2ACP + 24S + 12P	1-6450550-1
-	2.550	2.500	.250	.250	2.150	.875	2.850	.450	2P + 48S + 2P	1-6450550-0
-	-	4.050	.300	.250	3.350	2.875	4.400	.450	10P + 16S + 3ACP	6450550-8
-	-	3.950	.250	.200	2.125	1.025	4.300	.425	3P + 40S + 8P	6450550-7
-	-	4.050	-	.250	3.950	.875	4.400	.450	2P + 120S + 1P	6450550-6
-	-	3.250	-	.250	3.150	.875	3.600	.450	2P + 88S + 1P	6450550-5
-	-	1.400	-	-	1.300	.625	1.750	.450	1P + 24S + 1P	6450550-4
-	-	2.900	.250	.250	2.550	.875	3.250	.450	2P + 64S + 2P	6450550-3
-	-	2.550	.300	.250	1.825	1.125	2.900	.450	3P + 24S + 3ACP	6450550-2
-	-	3.050	.250	.300	1.950	1.275	3.400	.475	3ACP + 24S + 5P	6450550-1
M	D	U	T	S	R	W	L	K	DESCRIPTION	PART NUMBER

U

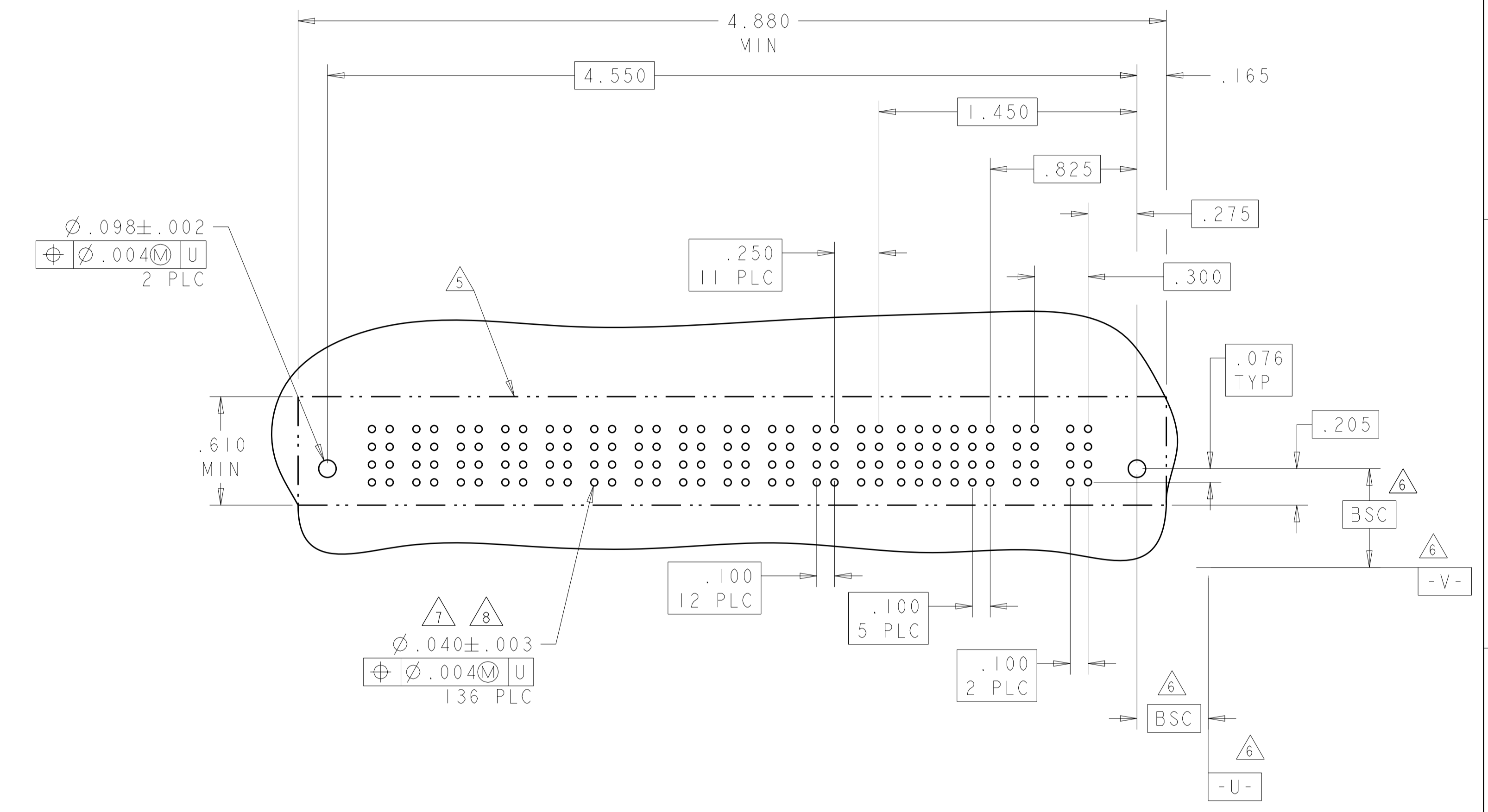
THIS DRAWING IS A CONTROLLED DOCUMENT.		DWN R. GRZYBOWSKI CHK M. PERCHERKE	02MAY05	 TE Connectivity
DIMENSIONS: INCHES		APVD M. PERCHERKE	NAME	
TOLERANCES UNLESS OTHERWISE SPECIFIED: 0 PLC ±.01 1 PLC ±.01 2 PLC ±.01 3 PLC ±.005 4 PLC ±.002 ANGLES ±.020		PRODUCT SPEC 108-1973	APPLICATION SPEC	VERTICAL RECEPTACLE ASSEMBLY WITH GUIDES, MULTI-BEAM XL
		RESTRICTED TO	SIZE CAGE CODE DRAWING NO	
MATERIAL FINISH		WEIGHT	SCALE	REV
CUSTOMER DRAWING		100779	4:1	U3

LOC	DIST	REV	DATE	BY	APPV
ES	00				
P LTH		DESCRIPTION		DATE	DWN
		SEE SHEET 1			

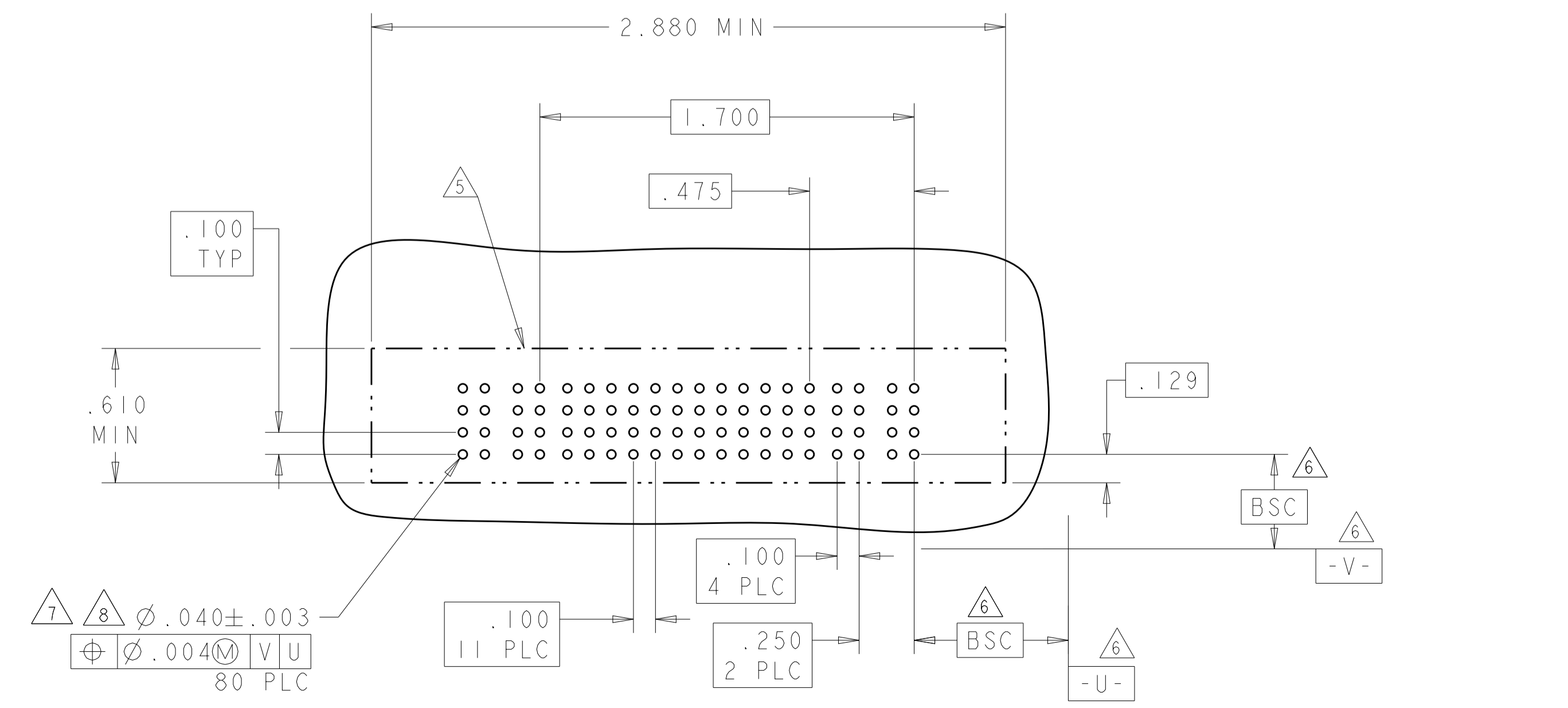
PART NUMBER	ROWS	POWER				SIGNAL				POWER				
		P13	P12	P11	P10	P9	P8	P7	P6	P5	P4	P3	P2	P1
6450550-8	D C B A	GS	GS	GP	AP	AP	AP	AP	AP	AP	AP	AP	AP	AP
10P + 16S + 3ACP														



PART NUMBER	ROWS	POWER (L)										SIGNAL				POWER (R)					
		P14	P13	P12	P11	P10	P9	P8	P7	P6	P5	P4	P3	6	5	4	3	2	1	P2	P1
1-6450550-1	D C B A	GS	GS	GS	GS	GS	GS	GS	GS	GS	GS	GS	GS	GS	GS	GS	GS	GS	GS	GS	GS
2ACP + 24S + 12P																					



PART NUMBER	ROWS	POWER				SIGNAL								POWER						
		P4	P3	P2	P1	12	11	10	9	8	7	6	5	4	3	2	1	P2	P1	
1-6450550-0	D C B A	GS	GP	AP	AP	AP	AP	AP	AP	AP	AP	AP	AP	AP	AP	AP	AP	AP	AP	AP
2P + 48S + 2P																				



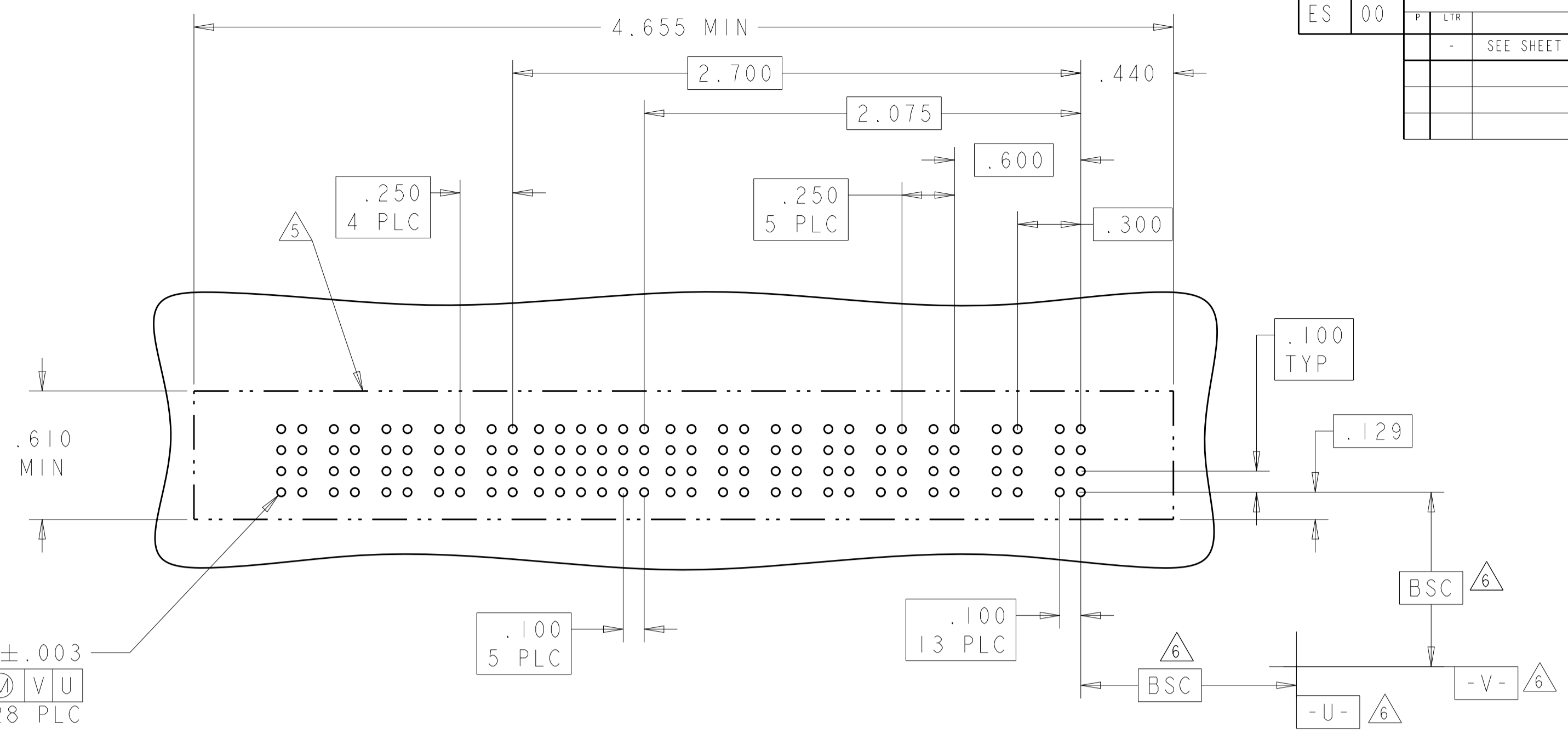
THIS DRAWING IS A CONTROLLED DOCUMENT.

DIMENSIONS: INCHES	TOLERANCES UNLESS OTHERWISE SPECIFIED: 0 PLC ±. 1 PLC ±.01 2 PLC ±.01 3 PLC ±.01 4 PLC ±.005 ANGLES ±.0020	DWN: R. GRZYBOWSKI 02MAY05 CHK: M. PERCHERKE 02MAY05 APVD: M. PERCHERKE PRODUCT SPEC: 108-1973 APPLICATION SPEC: 114-13038 WEIGHT: - CUSTOMER DRAWING	NAME: VERTICAL RECEPTACLE ASSEMBLY WITH GUIDES, MULTI-BEAM XL SIZE: A1 CAGE CODE: 100779 DRAWING NO: 6450550 SCALE: 4:1 SHEET: 5 OF 23 REV: U3
-----------------------	--	---	--

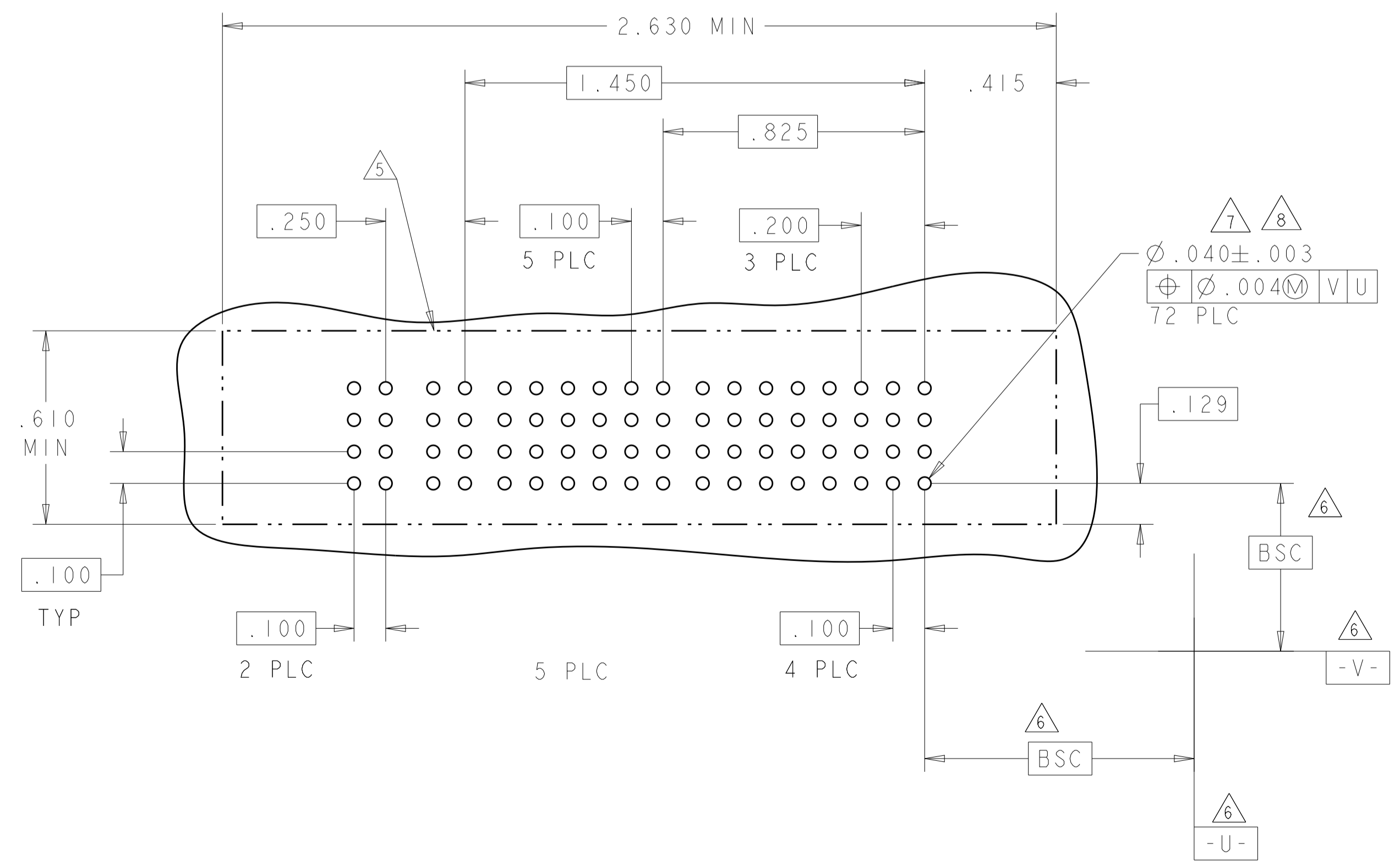
4805 (3/11)

LOC	DIST	REV	DATE	BY	APPD
ES	00				

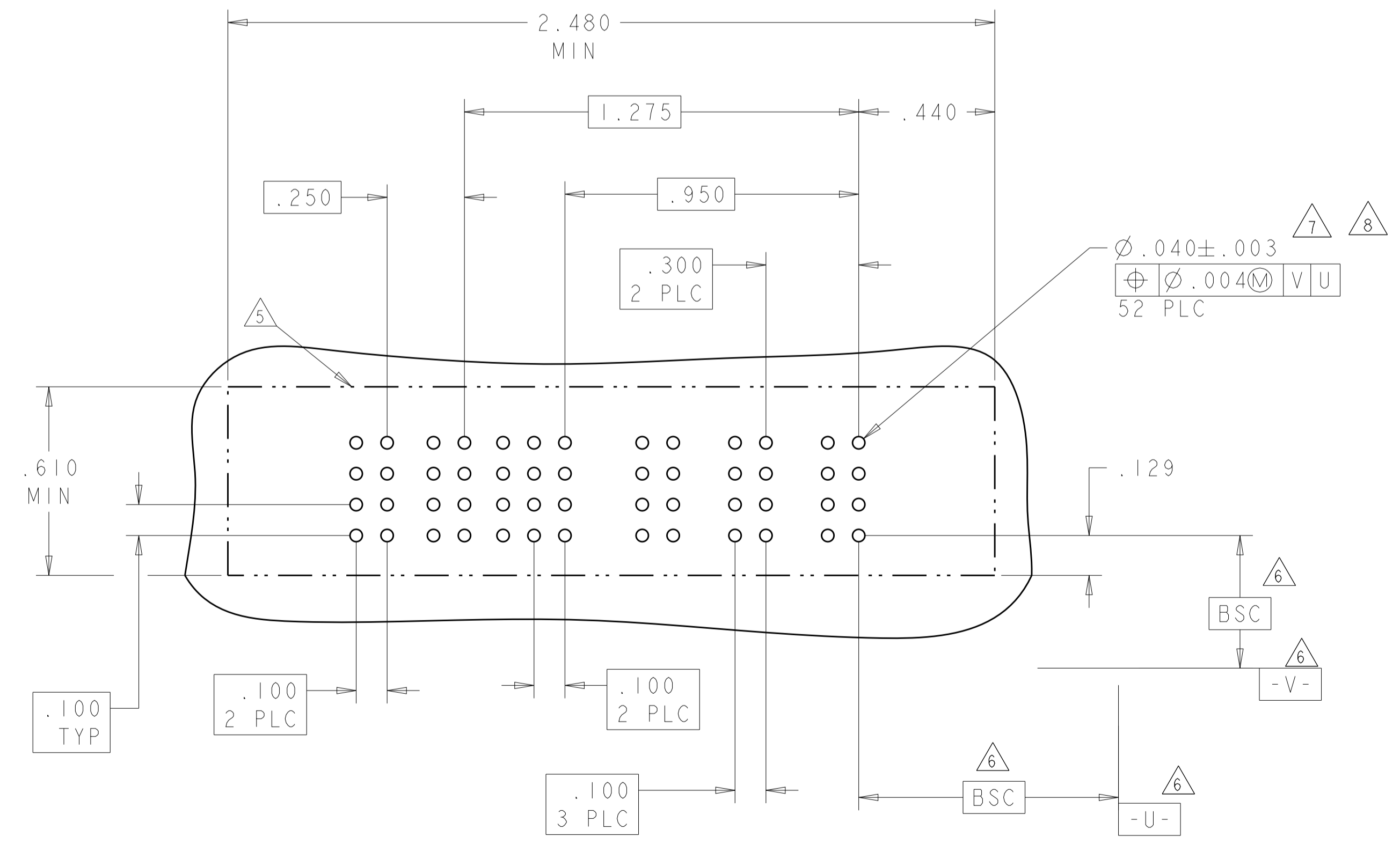
PART NUMBER	ROWS	POWER					SIGNAL					POWER								
		P13	P12	P11	P10	P9	6	5	4	3	2	1	P8	P7	P6	P5	P4	P3	P2	P1
1-6450550-8	D C B A	GP	GS	GS	GS	GS	AP	AP	AP	AP	AP	AP	GS	GS	GS	GS	GP	GP	GS	GS
		GP	GS	GS	GS	GS	AP	AP	AP	AP	AP	AP	GS	GS	GS	GS	GP	GP	GS	GS
		GP	GS	GS	GS	GS	AP	AP	AP	AP	AP	AP	GS	GS	GS	GS	GP	GP	GS	GS
		GP	GS	GS	GS	GS	AP	AP	AP	AP	AP	AP	GS	GS	GS	GS	GP	GP	GS	GS
2ACP + 6P + 24S + 5P																				



PART NUMBER	ROWS	POWER		SIGNAL					POWER				
		P6	P5	6	5	4	3	2	1	P4	P3	P2	P1
1-6450550-9	D C B A	GP	GS	AP	AP	AP	AP	AP	AP	GS	GP	GP	GS
		GP	GS	AP	AP	AP	AP	AP	AP	GS	GP	GP	GS
		GP	GS	AP	AP	AP	AP	AP	AP	GS	GP	GP	GS
		GP	GS	AP	AP	AP	AP	AP	AP	GS	GP	GP	GS
4P + 24S + 2P													



PART NUMBER	ROWS	POWER		SIGNAL				POWER		
		P5	P4	4	3	2	1	P3	P2	P1
2-6450550-4	D C B A	GS	GS	AP	AP	AP		GP	GS	GS
		GS	GS	AP	AP	AP		GP	GS	GS
		GS	GS	AP	AP	AP		GP	GS	GS
		GS	GS	AP	AP	AP		GP	GS	GS
3ACP + 16S + 2P										



THIS DRAWING IS A CONTROLLED DOCUMENT.

OWN: R. GRZYBOWSKI 02MAY05
 CHK: M. PERCHERKE 02MAY05
 APVD: M. PERCHERKE

TE Connectivity

NAME: VERTICAL RECEPTACLE ASSEMBLY WITH GUIDES, MULTI-BEAM XL

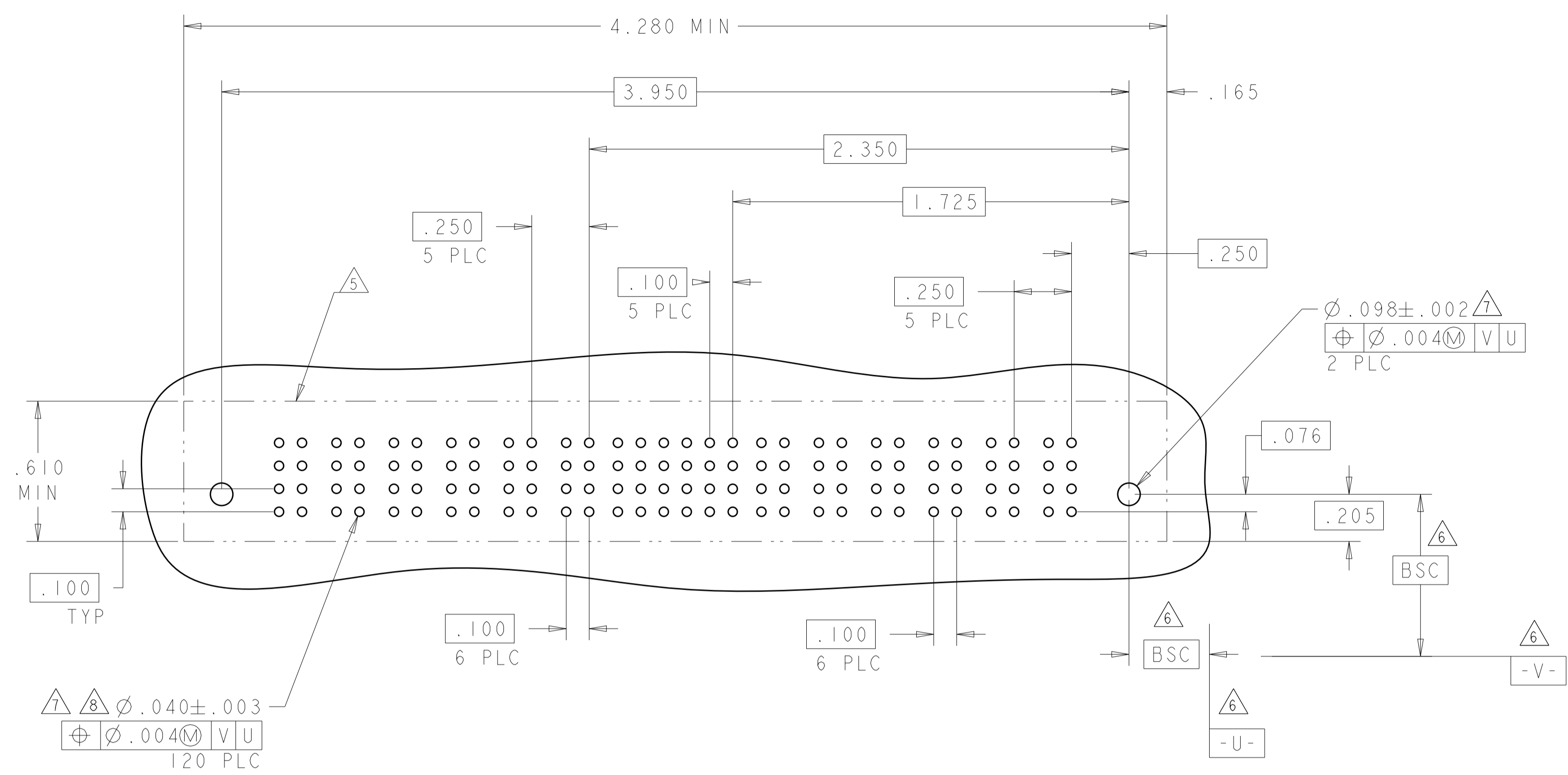
PRODUCT SPEC: 108-1973
 APPLICATION SPEC: 114-13038

SIZE: A1
 CAGE CODE: 6450550
 DRAWING NO: 100779

RESTRICTED TO: U3

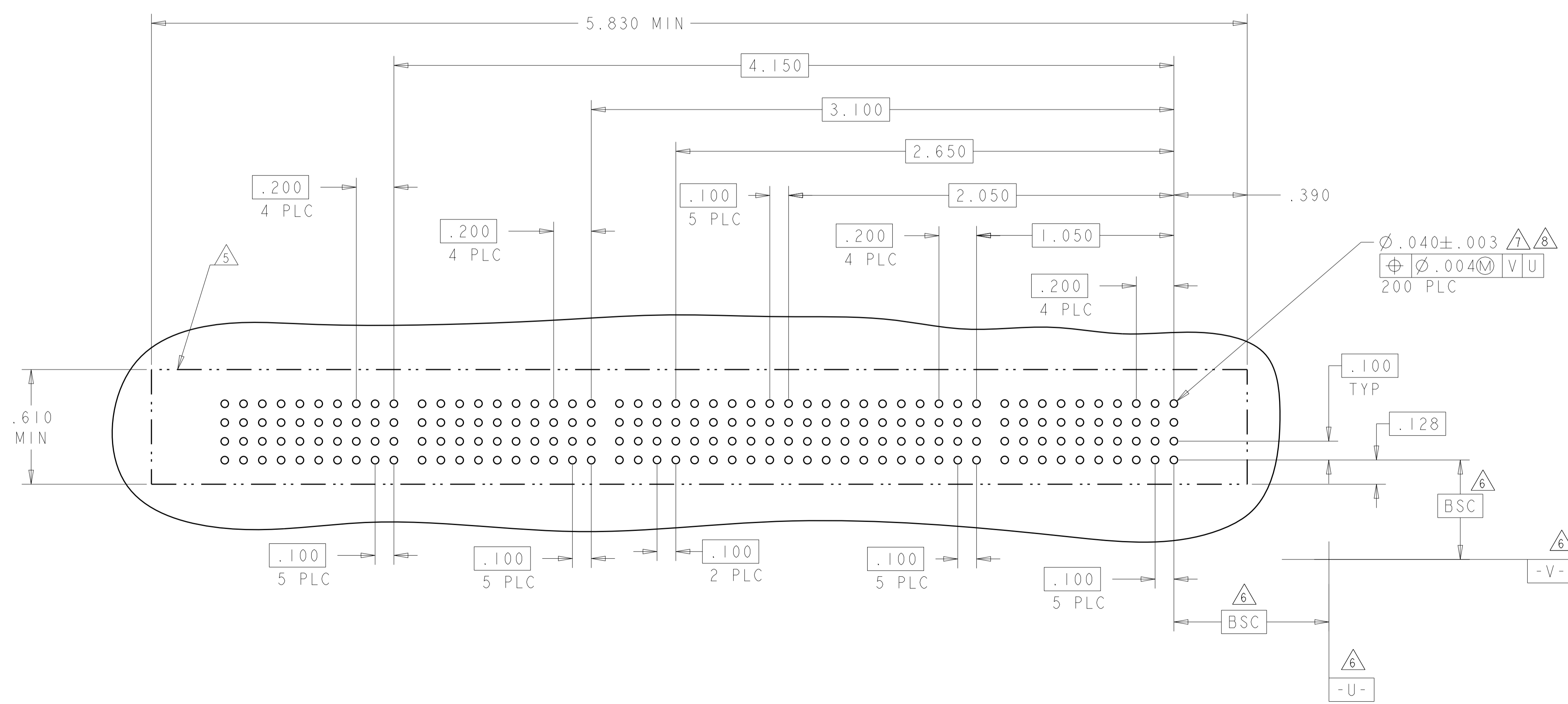
SCALE: 4:1
 SHEET: 7 OF 23
 REV: U3

LOC	DIST	REVISIONS			
P	LTN	DESCRIPTION	DATE	DMN	APVD
ES	00	SEE SHEET 1			



ASSY PART NUMBER	ROWS	POWER						SIGNAL						POWER					
		P12	P11	P10	P9	P8	P7	6	5	4	3	2	1	P6	P5	P4	P3	P2	P1
4-6450550-5	D C B A	GS	GS	GS	GS	GS	GS	AP	AP	AP	AP	AP	AP	GS	GS	GS	GS	GS	GS
		AP	AP	AP	AP	AP	AP	AP	AP	AP	AP	AP	AP	GS	GS	GS	GS	GS	GS
		AP	AP	AP	AP	AP	AP	AP	AP	AP	AP	AP	AP	GS	GS	GS	GS	GS	GS
6P + 24S + 6P																			

PART NUMBER	ROWS	POWER												SIGNAL						POWER											
		P22	P21	P20	P19	P18	P17	P16	P15	P14	P13	P12	P11	6	5	4	3	2	1	P10	P9	P8	P7	P6	P5	P4	P3	P2	P1		
3-6450550-2	D C B A	HS	HS	HS	HS	HS	HS	HS	HS	HP	HP	HP	HP	BP	BP	BP	BP	BP	BP	HP	HP	HP	HP	HP	HP	HS	HS	HP	HS		
		BP	BP	BP	BP	BP	BP	BP	BP	BP	BP	BP	BP	BP	BP	HP	HP	HP	HP	HP	HP	HP	HP	HP	HP	HP	HP	HP	HP		
		BP	BP	BP	BP	BP	BP	BP	BP	BP	BP	BP	BP	BP	BP	HP	HP	HP	HP	HP	HP	HP	HP	HP	HP	HP	HP	HP	HP		
		BP	BP	BP	BP	BP	BP	BP	BP	BP	BP	BP	BP	BP	BP	HP	HP	HP	HP	HP	HP	HP	HP	HP	HP	HP	HP	HP	HP		
10P + 24S + 12P																															



THIS DRAWING IS A CONTROLLED DOCUMENT.

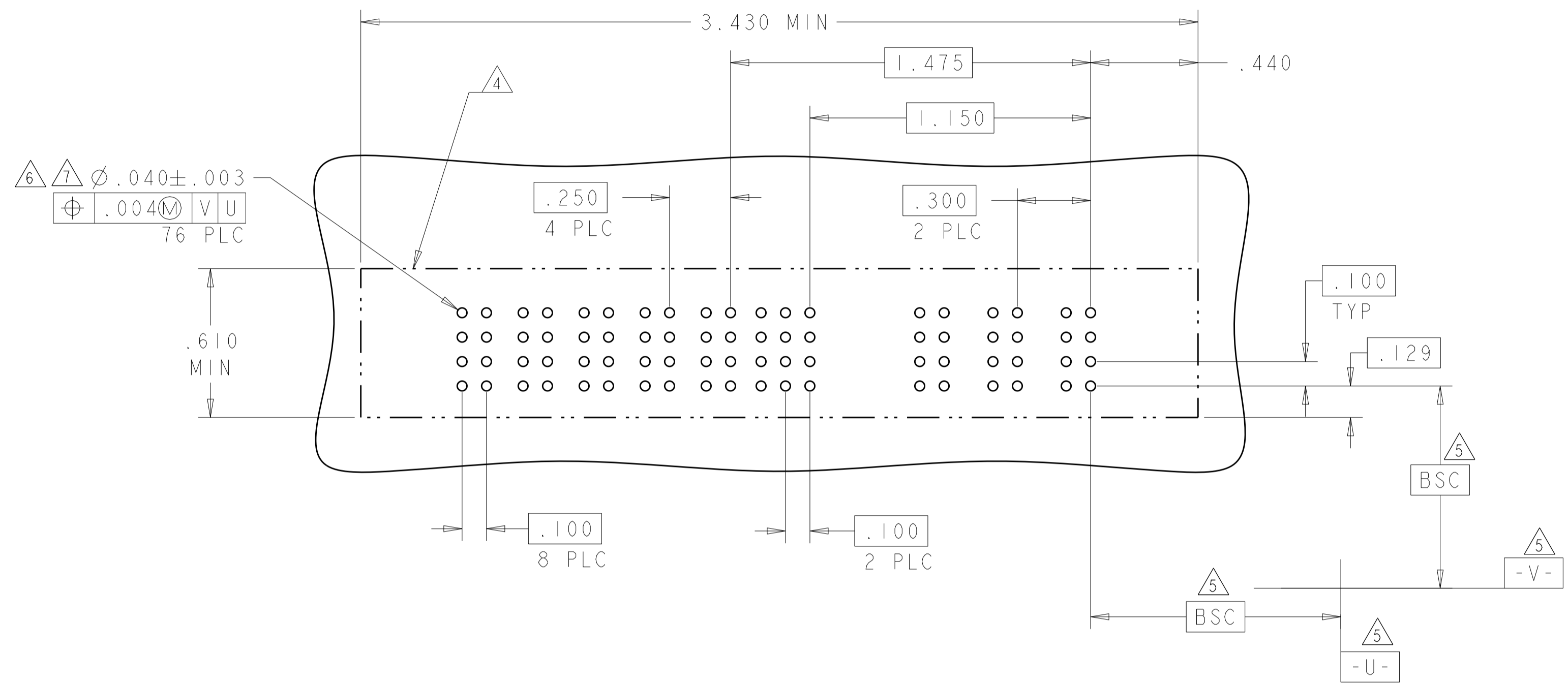
DIMENSIONS: INCHES	TOLERANCES UNLESS OTHERWISE SPECIFIED: 0 PLC ±. 1 PLC ±.01 2 PLC ±.01 3 PLC ±.005 4 PLC ±.0020 ANGLES ±.7°	DMN: R. GRZYBOWSKI 02MAY05 CHK: M. PERCHERKE 02MAY05 APVD: M. PERCHERKE	NAME: VERTICAL RECEPTACLE ASSEMBLY WITH GUIDES, MULTI-BEAM XL
MATERIAL:	FINISH:	PRODUCT SPEC: 108-1973 APPLICATION SPEC: 114-13038 WEIGHT: -	SIZE: A1 CAGE CODE: 6450550 DRAWING NO: 100779
CUSTOMER DRAWING		SCALE: 4:1	SHEET 9 OF 23 REV: U3

TE Connectivity

LOC	DIST	REVISIONS			
REV	DATE	DESCRIPTION	DATE	BY	APPV
ES	00	SEE SHEET 1			

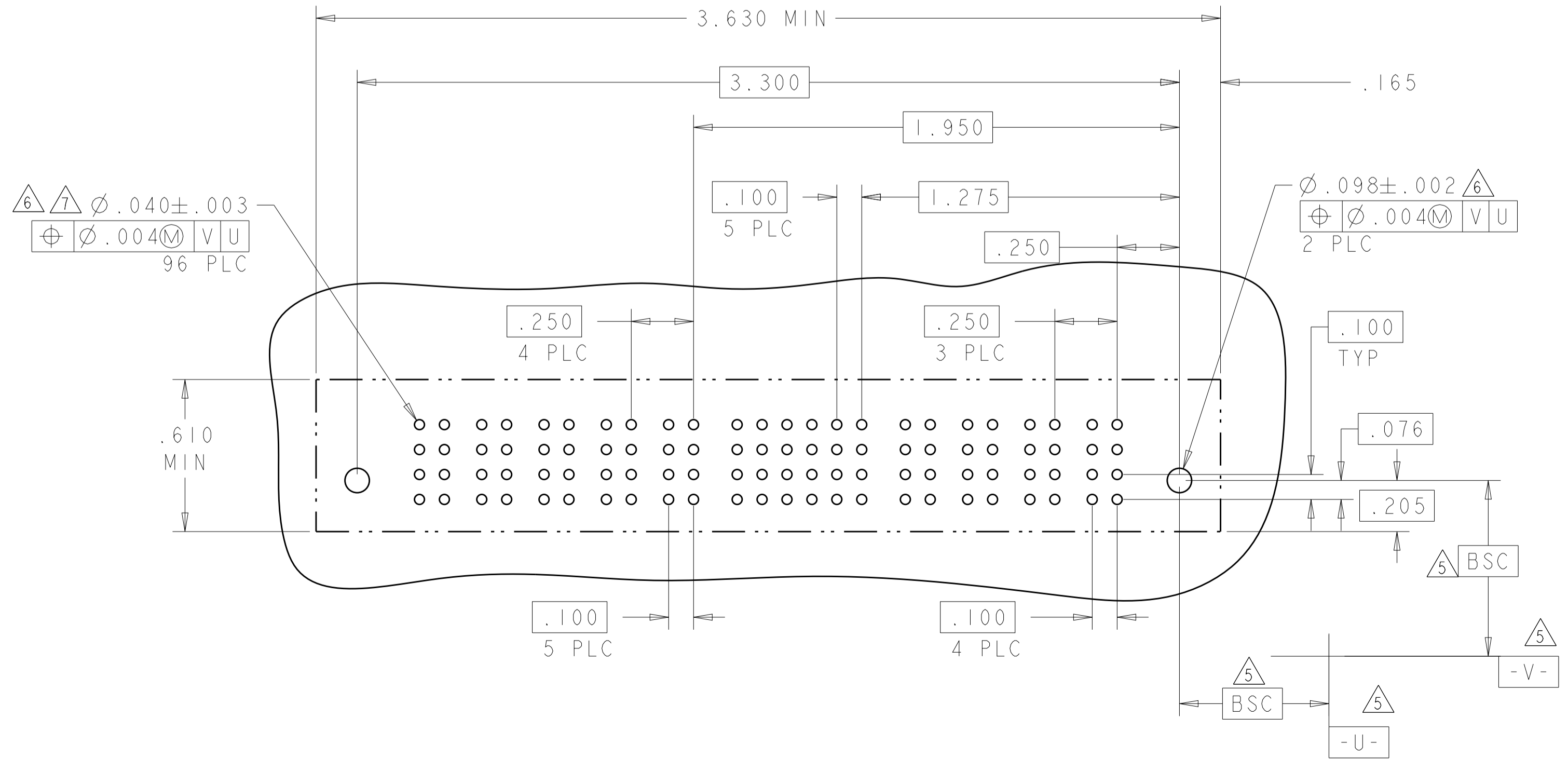
PART NUMBER	ROWS	POWER (L)					SIGNAL					POWER (R)				
		P8	P7	P6	P5	P4	6	5	4	3	2	1	P3	P2	P1	
5-6450550-3	D	○	GP	GP	GP	GS	GS	AP	AP	AP			GP	GS	GS	○
	C							AP	AP	AP						
	B							AP	AP	AP						
	A							AP	AP	AP						
3ACP + 24S + 5P																

NO CONTACTS LOADED

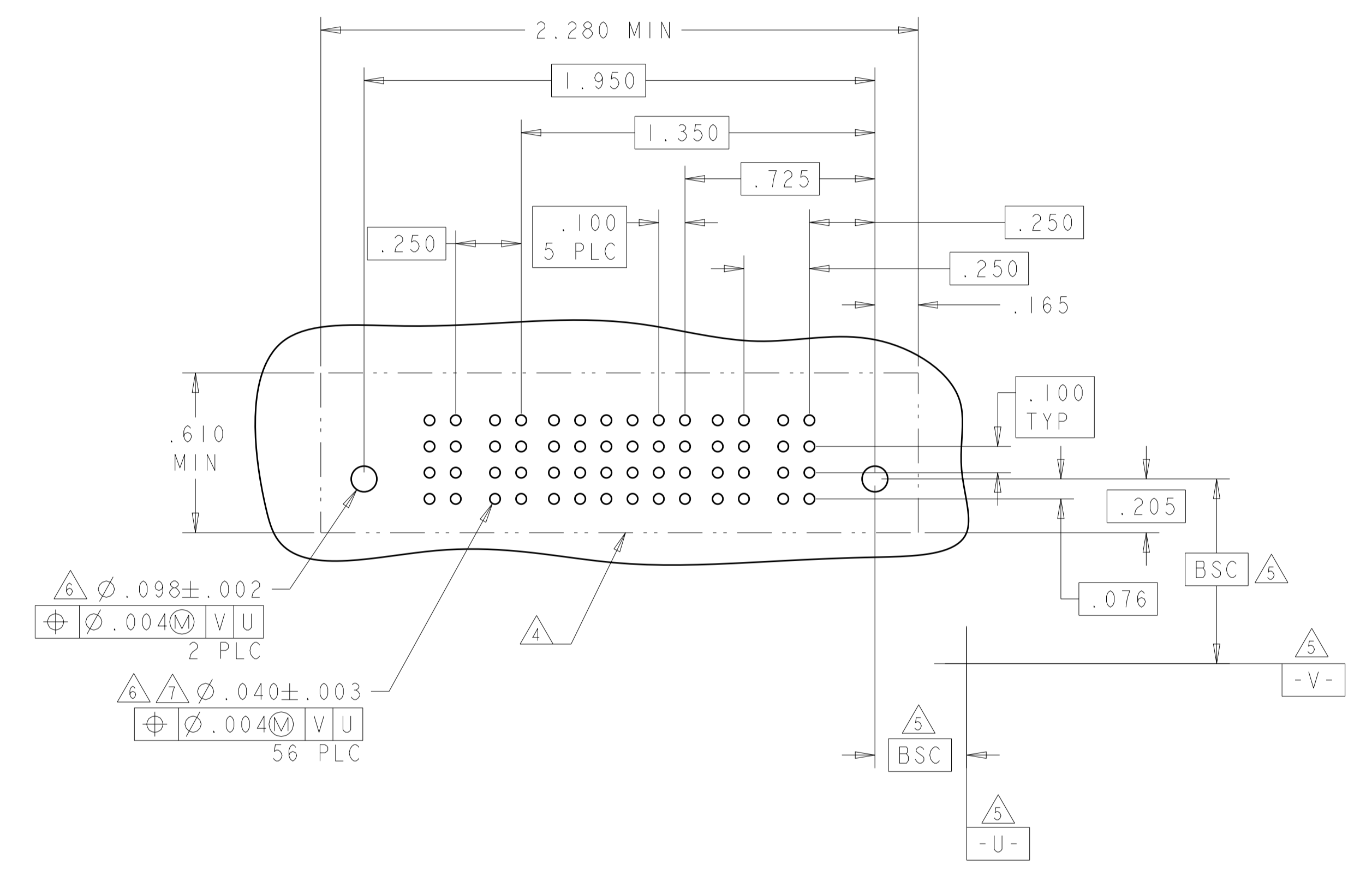


PART NUMBER	ROWS	POWER (L)					SIGNAL					POWER (R)				
		P9	P8	P7	P6	P5	6	5	4	3	2	1	P4	P3	P2	P1
5-6450550-5	D	○	GS	GS	GS	GS	GS	AP	AP	AP	AP	AP	GS	GS	GS	GS
	C							AP	AP	AP	AP	AP				
	B							AP	AP	AP	AP	AP				
	A							AP	AP	AP	AP	AP				
4P + 24S + 5P																

NO CONTACTS LOADED



ASSY PART NUMBER	ROWS	POWER		SIGNAL					POWER				
		P4	P3	6	5	4	3	2	1	P2	P1		
4-6450550-7	D	○	GS	GP	AP	AP	AP	AP	AP	AP	GP	GS	○
	C				AP	AP	AP	AP	AP				
	B				AP	AP	AP	AP	AP				
	A				AP	AP	AP	AP	AP				
2P + 24S + 2P													



THIS DRAWING IS A CONTROLLED DOCUMENT. DWN: R. GRZYBOWSKI 02MAY05
CHK: M. PERCHERKE 02MAY05
APVD: M. PERCHERKE

STE TE Connectivity

NAME: VERTICAL RECEPTACLE ASSEMBLY WITH GUIDES, MULTI-BEAM XL

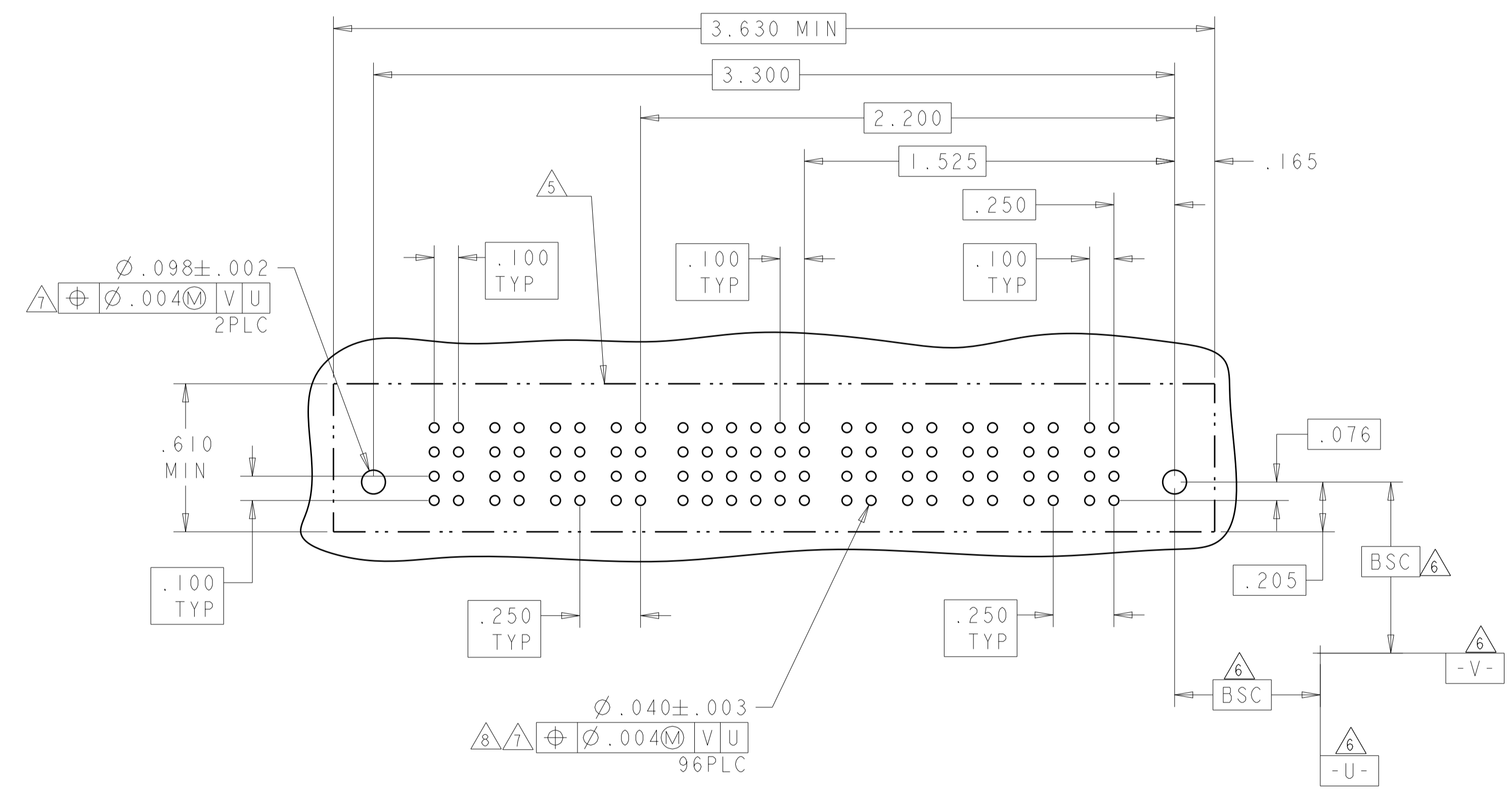
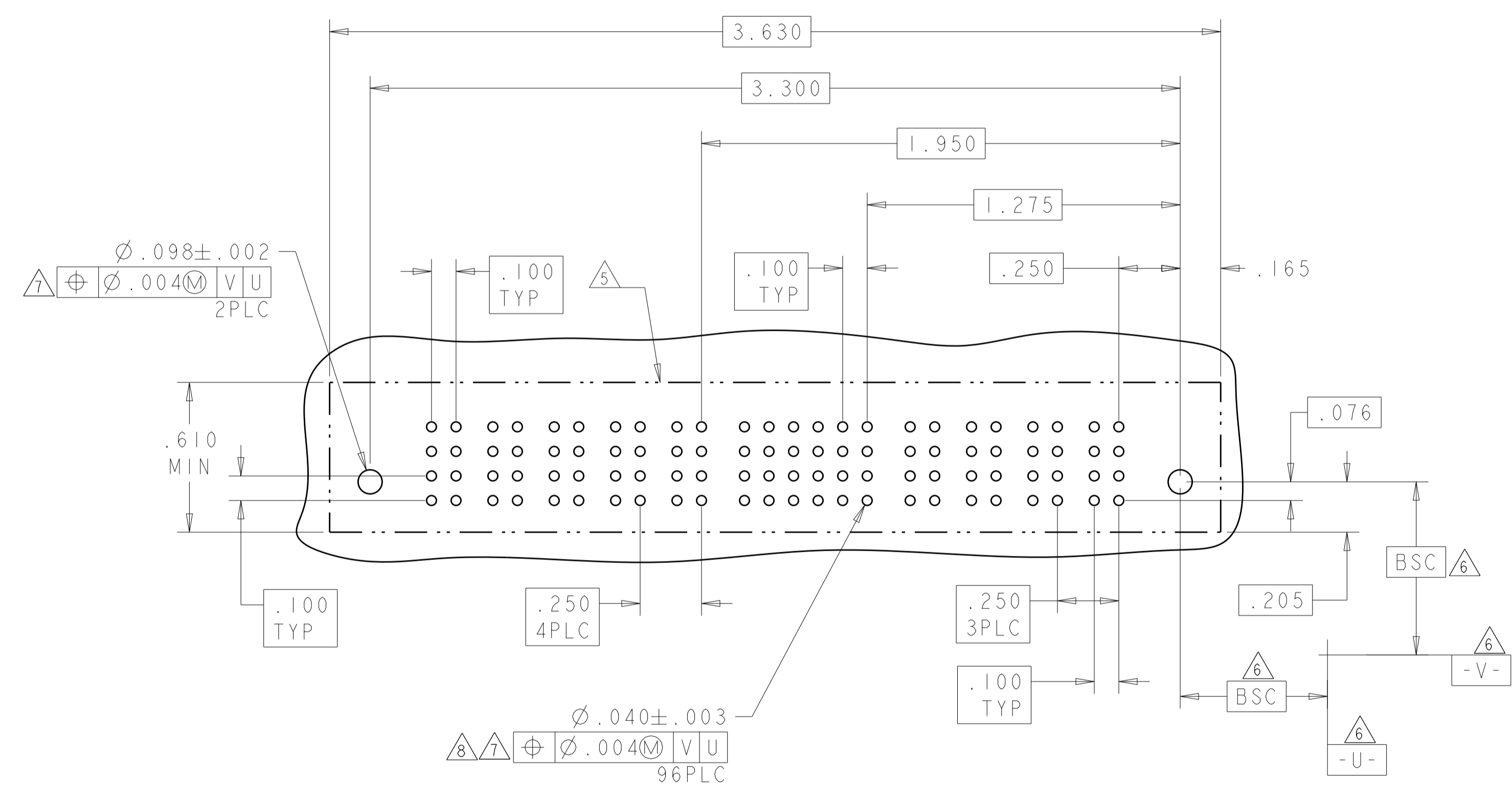
PRODUCT SPEC: 108-1973
APPLICATION SPEC: 114-13038
WEIGHT: -
SCALE: 4:1 SHEET 12 OF 23 REV: U3

CUSTOMER DRAWING A100779C=6450550

LOC	DIST	REVISIONS			
P	LTN	DESCRIPTION	DATE	DWN	APVD
ES	00	SEE SHEET 1			

PART NUMBER	ROWS	POWER					SIGNAL					POWER								
		P9	P8	P7	P6	P5	6	5	4	3	2	1	P4	P3	P2	P1				
5-6450550-9	D C B A	GP	GP	GP	GP	GP	AP	AP	AP	AP	AP	AP	AP	AP	AP	GP	GP	GP	GP	GP
		HD														HD				
		4P + 24S + 5P																		

PART NUMBER	ROWS	POWER					SIGNAL					POWER								
		P9	P8	P7	P6	P5	6	5	4	3	2	1	P5	P4	P3	P2	P1			
6-6450550-0	D C B A	GP	GP	GP	GP	GP	AP	AP	AP	AP	AP	AP	AP	AP	AP	GP	GP	GP	GP	GP
		HD														HD				
		5P + 24S + 4P																		

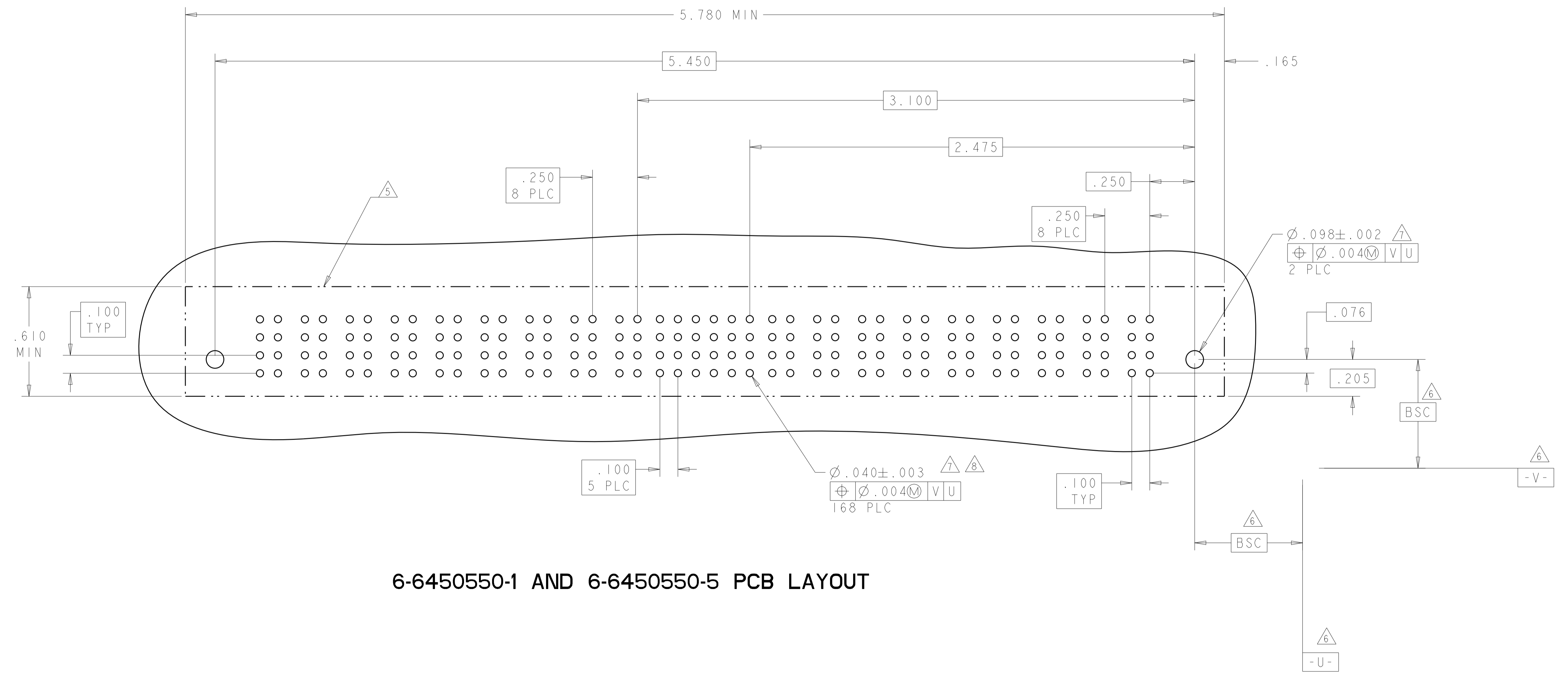


THIS DRAWING IS A CONTROLLED DOCUMENT.		DWN R. GRZYBOWSKI 02MAY05	TE Connectivity
DIMENSIONS: INCHES		CHK M. PERCHERKE 02MAY05	
TOLERANCES UNLESS OTHERWISE SPECIFIED: 0 PLC ±. 1 PLC ±.01 2 PLC ±.01 3 PLC ±.005 4 PLC ±.002 ANGLES ±.020		APVD M. PERCHERKE	NAME VERTICAL RECEPTACLE ASSEMBLY WITH GUIDES, MULTI-BEAM XL
MATERIAL		PRODUCT SPEC 108-1973	SIZE A100779
FINISH		APPLICATION SPEC 114-13038	CAGE CODE C=6450550
		WEIGHT	RESTRICTED TO
		CUSTOMER DRAWING	SCALE 4:1 SHEET 14 OF 23 REV U3

LOC	DIST	REVISIONS			
P	LTN	DESCRIPTION	DATE	OWN	APVD
ES	00	SEE SHEET 1	-	-	-

PART NUMBER	ROWS	POWER									SIGNAL						POWER								
		P18	P17	P16	P15	P14	P13	P12	P11	P10	1	2	3	4	5	6	P9	P8	P7	P6	P5	P4	P3	P2	P1
6-6450550-1	D C B A	GS	GS	GP	GP	GP	GS	GS	GS	GS	AP	AP	AP	AP	AP	AP	GS	GS	GS	GS	GP	GP	GP	GS	GS
											AP	AP	AP	AP	AP	AP									
											AP	AP	AP	AP	AP	AP									
											AP	AP	AP	AP	AP	AP									
9P + 24S + 9P																									

PART NUMBER	ROWS	POWER									SIGNAL						POWER								
		P18	P17	P16	P15	P14	P13	P12	P11	P10	1	2	3	4	5	6	P9	P8	P7	P6	P5	P4	P3	P2	P1
6-6450550-5	D C B A	GP	GS	GS	GS	GS	GS	GS	GS	GS	AP	AP	AP	AP	AP	AP	GS	GS	GS	GS	GS	GS	GS	GS	GP
											AP	AP	AP	AP	AP	AP									
											AP	AP	AP	AP	AP	AP									
											AP	AP	AP	AP	AP	AP									
9P + 24S + 9P																									

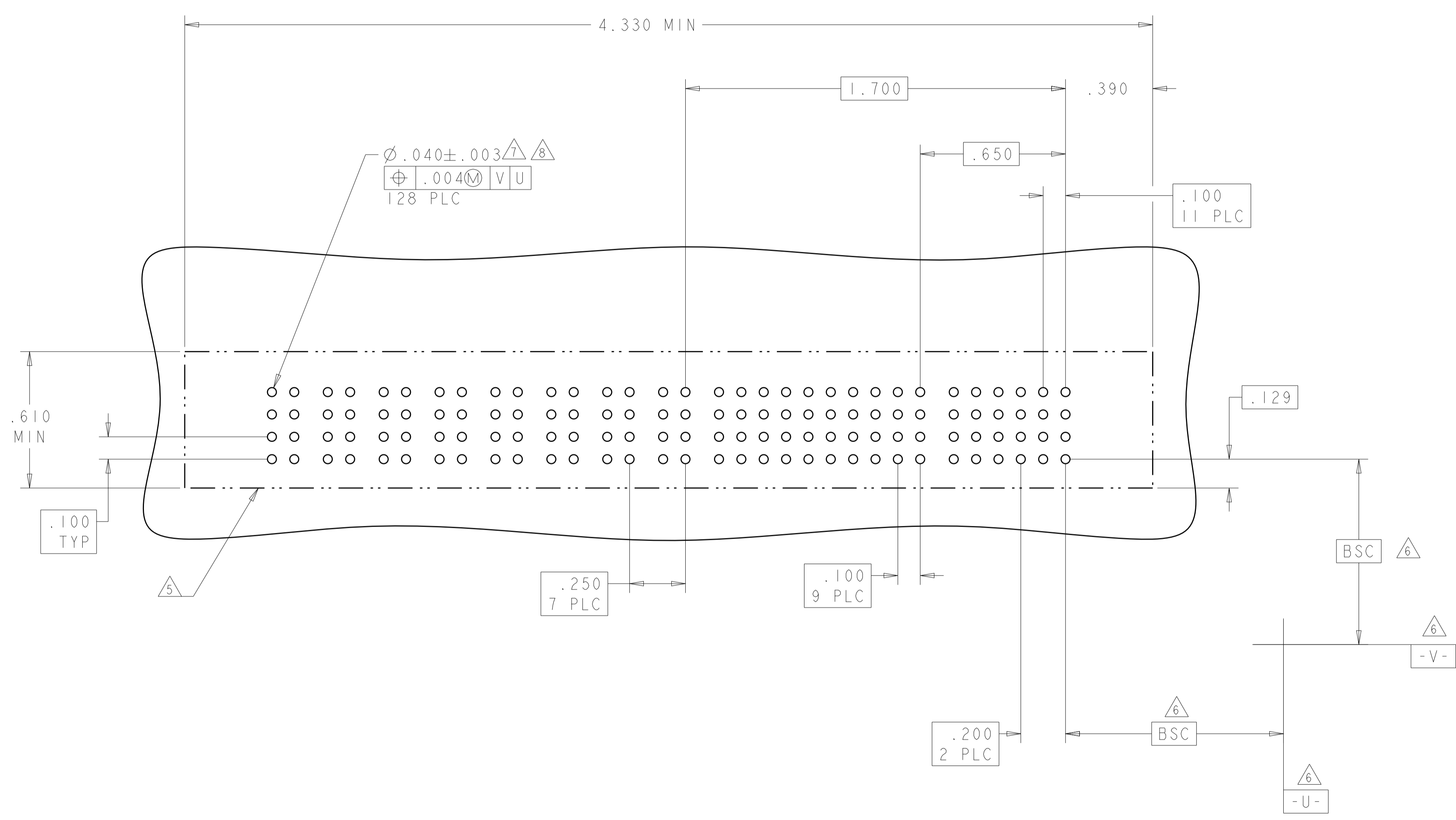


6-6450550-1 AND 6-6450550-5 PCB LAYOUT

THIS DRAWING IS A CONTROLLED DOCUMENT.		OWN: R. GRZYBOWSKI 02MAY05	TE Connectivity
DIMENSIONS: INCHES		CHK: M. PERCHERKE 02MAY05	
TOLERANCES UNLESS OTHERWISE SPECIFIED:		APVD: M. PERCHERKE	NAME: VERTICAL RECEPTACLE ASSEMBLY WITH GUIDES, MULTI-BEAM XL
0 PLC ±.01 1 PLC ±.01 2 PLC ±.01 3 PLC ±.005 4 PLC ±.002 ANGLES ±.020		PRODUCT SPEC: 108-1973	SIZE: A1
MATERIAL: FINISH: *		APPLICATION SPEC: 114-13038	CAGE CODE: 6450550
		WEIGHT: -	SCALE: 4:1 SHEET 15 OF 23 REV: U3
		CUSTOMER DRAWING	

LOC		DIST		REVISIONS			
P	LTN	DESCRIPTION	DATE	DWN	APVD		
-	-	SEE SHEET 1	-	-	-		

PART NUMBER	ROWS	POWER								SIGNAL								POWER					
		P11	P10	P9	P8	P7	P6	P5	P4	I0	I9	I8	I7	I6	I5	I4	I3	I2	I1	P3	P2	P1	
6-6450550-2	D C B A	GS	GS	GS	GS	GP	GP	GP	GP	AP	AP	AP	AP	AP	AP	AP	AP	AP	AP	AP	GS	GP	GS
		GS	GS	GS	GS	GP	GP	GP	GP	AP	AP	AP	AP	AP	AP	AP	AP	AP	AP	GS	GP	GS	
		GS	GS	GS	GS	GP	GP	GP	GP	AP	AP	AP	AP	AP	AP	AP	AP	AP	AP	GS	GP	GS	
3P + 40S + 8P																							



THIS DRAWING IS A CONTROLLED DOCUMENT.

DWN: R. GRZYBOWSKI 02MAY05
 CHK: M. PERCHERKE 02MAY05
 APVD: M. PERCHERKE

DIMENSIONS: INCHES
 TOLERANCES UNLESS OTHERWISE SPECIFIED:
 0 PLC ±
 1 PLC ±.01
 2 PLC ±.01
 3 PLC ±.005
 4 PLC ±.002
 ANGLES ±.2°
 FINISH

MATERIAL: CUSTOMER DRAWING

SCALE: 4:1 SHEET 16 OF 23 REV: U3

NAME: VERTICAL RECEPTACLE ASSEMBLY WITH GUIDES, MULTI-BEAM XL

PRODUCT SPEC: 108-1973
 APPLICATION SPEC: 114-13038

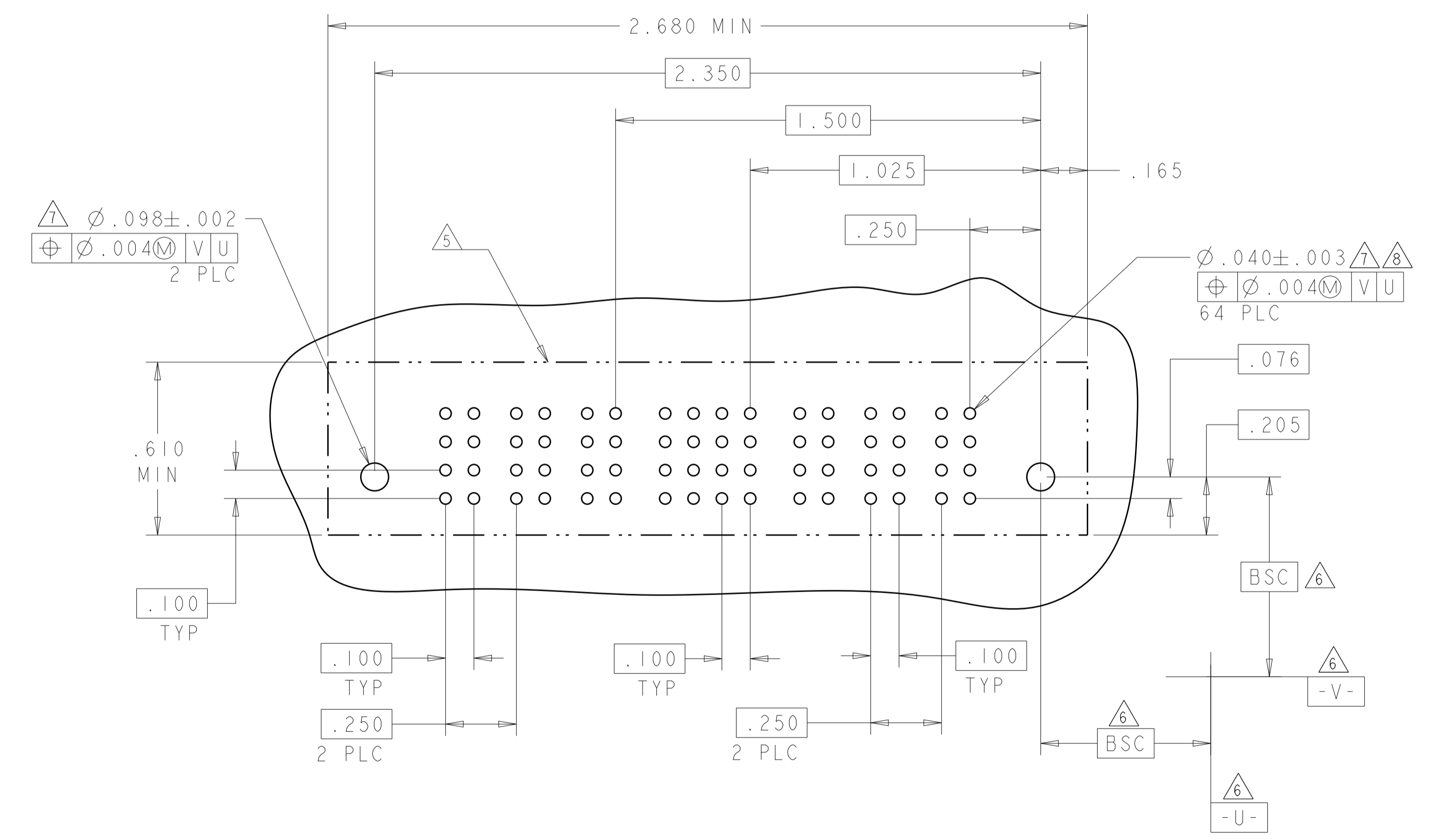
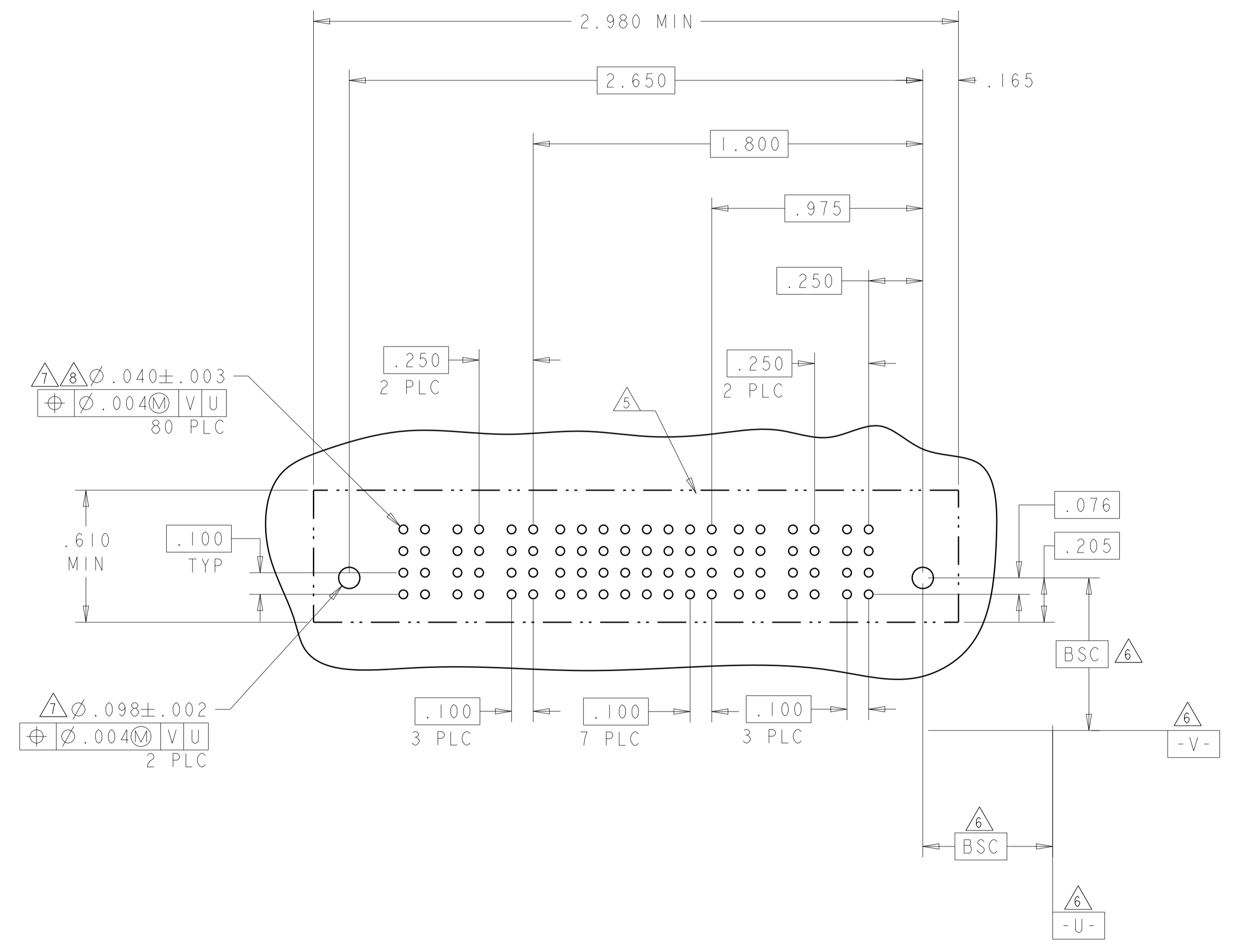
SIZE: A100779 C=6450550

RESTRICTED TO: -

LOC	DIST	REVISIONS			
P	LTN	DESCRIPTION	DATE	OWN	APVD
ES	00	SEE SHEET 1			

PART NUMBER	ROWS	POWER			SIGNAL								POWER			
		P6	P5	P4	8	7	6	5	4	3	2	1	P3	P2	P1	
6-6450550-7	D	GS	GS	GS	AP	AP	AP	AP	AP	AP	AP	AP	AP	GP	GP	GP
	C				AP	AP	AP	AP	AP	AP	AP	AP				
	B				AP	AP	AP	AP	AP	AP	AP	AP				
	A				AP	AP	AP	AP	AP	AP	AP	AP				
3P + 32S + 3P																

PART NUMBER	ROWS	POWER			SIGNAL				POWER		
		P6	P5	P4	4	3	2	1	P3	P2	P1
6-6450550-9	D	GP	GP	GP	AP	AP	AP	AP	GS	GS	GS
	C				AP	AP	AP	AP			
	B				AP	AP	AP	AP			
	A				AP	AP	AP	AP			
3P + 16S + 3P											



THIS DRAWING IS A CONTROLLED DOCUMENT.

DWN: R. GRZYBOWSKI 02MAY05
 CHK: M. PERCHERKE 02MAY05
 APVD: M. PERCHERKE

TE Connectivity

NAME: VERTICAL RECEPTACLE ASSEMBLY WITH GUIDES, MULTI-BEAM XL

PRODUCT SPEC: 108-1973
 APPLICATION SPEC: 114-13038

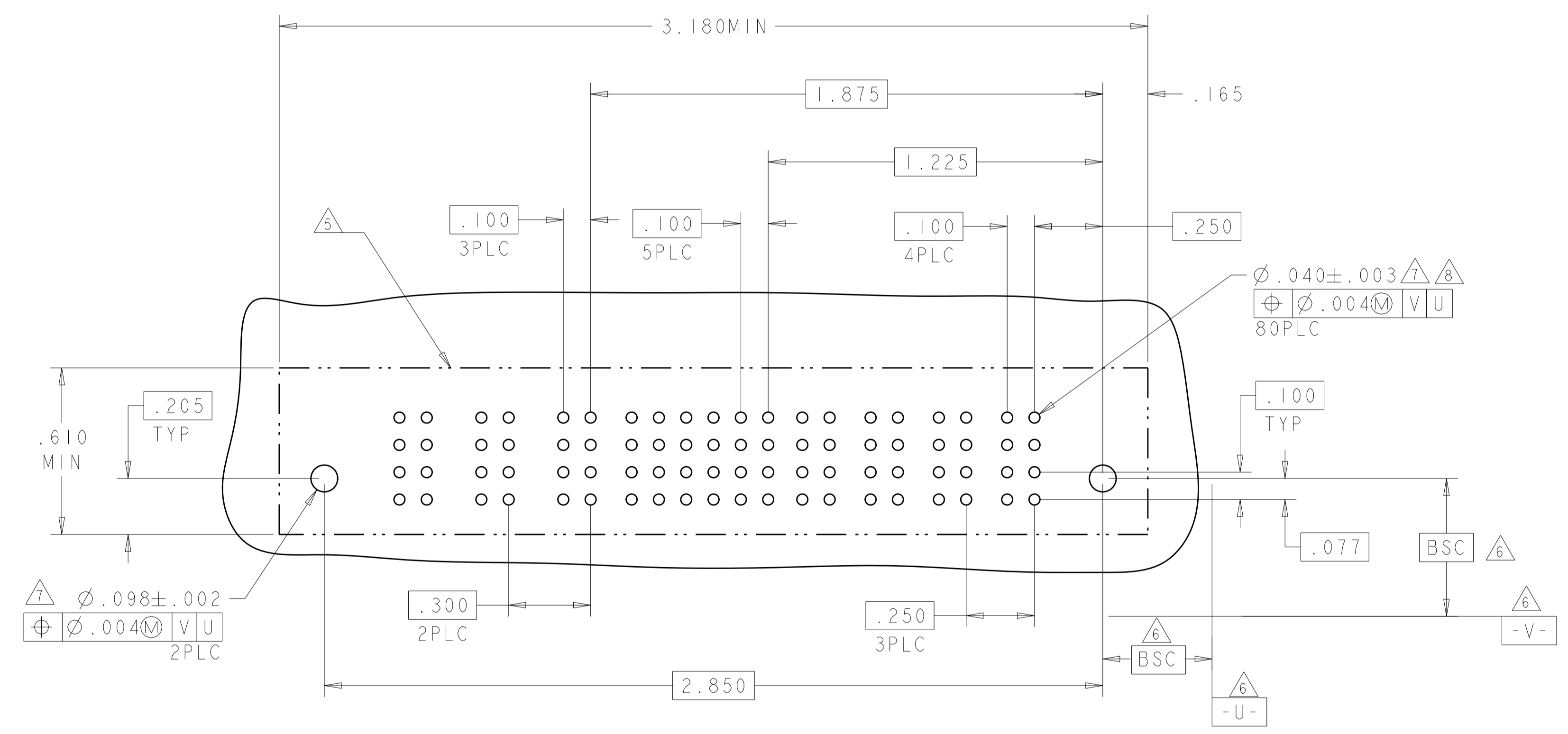
SIZE: A1 CAGE CODE: 6450550 DRAWING NO: 100779

RESTRICTED TO: -

CUSTOMER DRAWING SCALE: 4:1 SHEET: 18 OF 23 REV: U3

LOC	DIST	REVISIONS			
ES	00	REV	DATE	BY	APPD
-	-	SEE SHEET 1	-	-	-

PART NUMBER	ROWS		POWER			SIGNAL					POWER				
			P7	P6	P5	6	5	4	3	2	1	P4	P3	P2	
7-6450550-0	D	C B A	VS	VS	VP	P	P	P	P	P	P	VS	VS	VS	VS
	P					P	P	P	P	P					
	P					P	P	P	P	P					
	P					P	P	P	P	P					
4P + 24S + 3ACP															



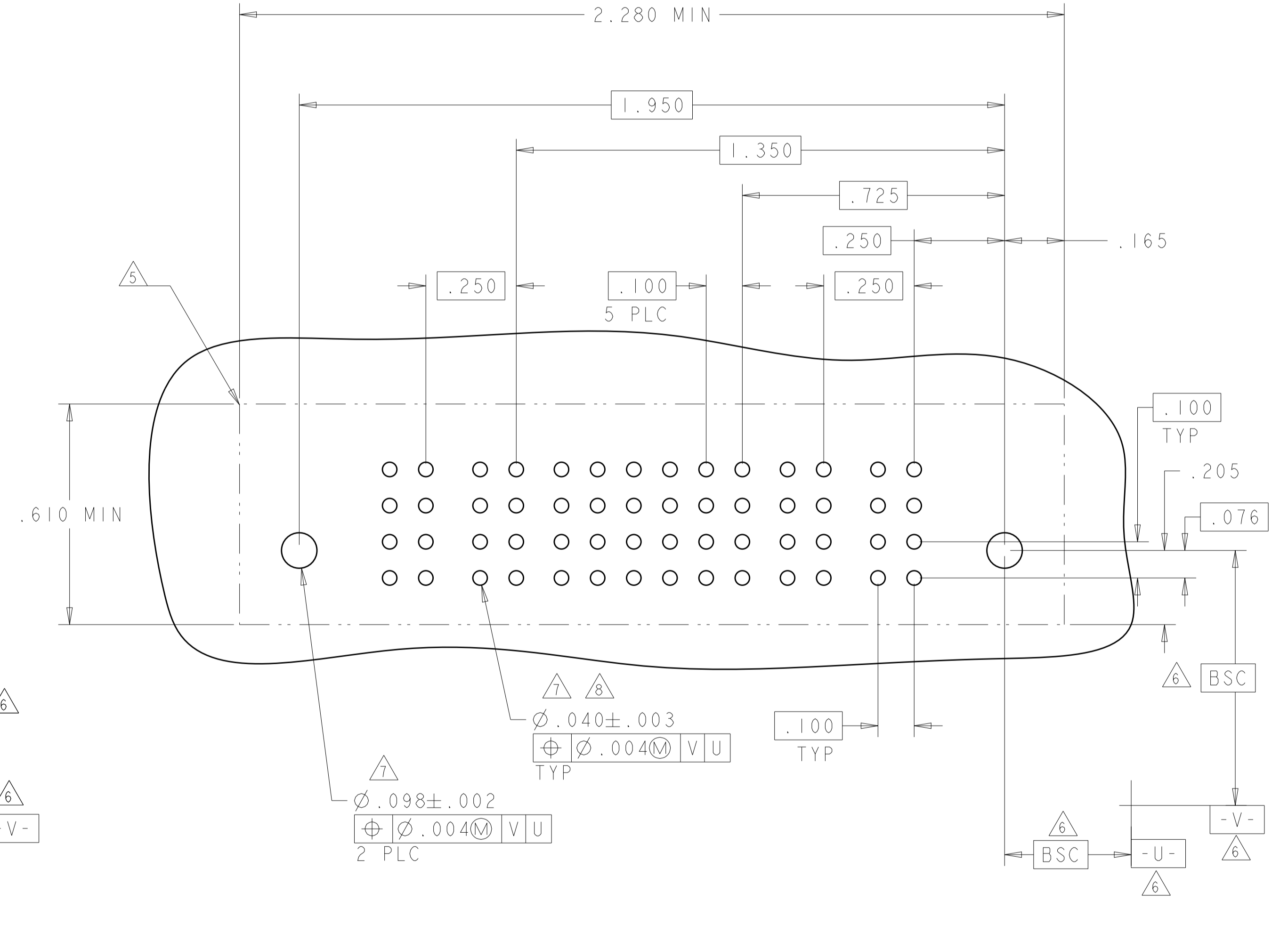
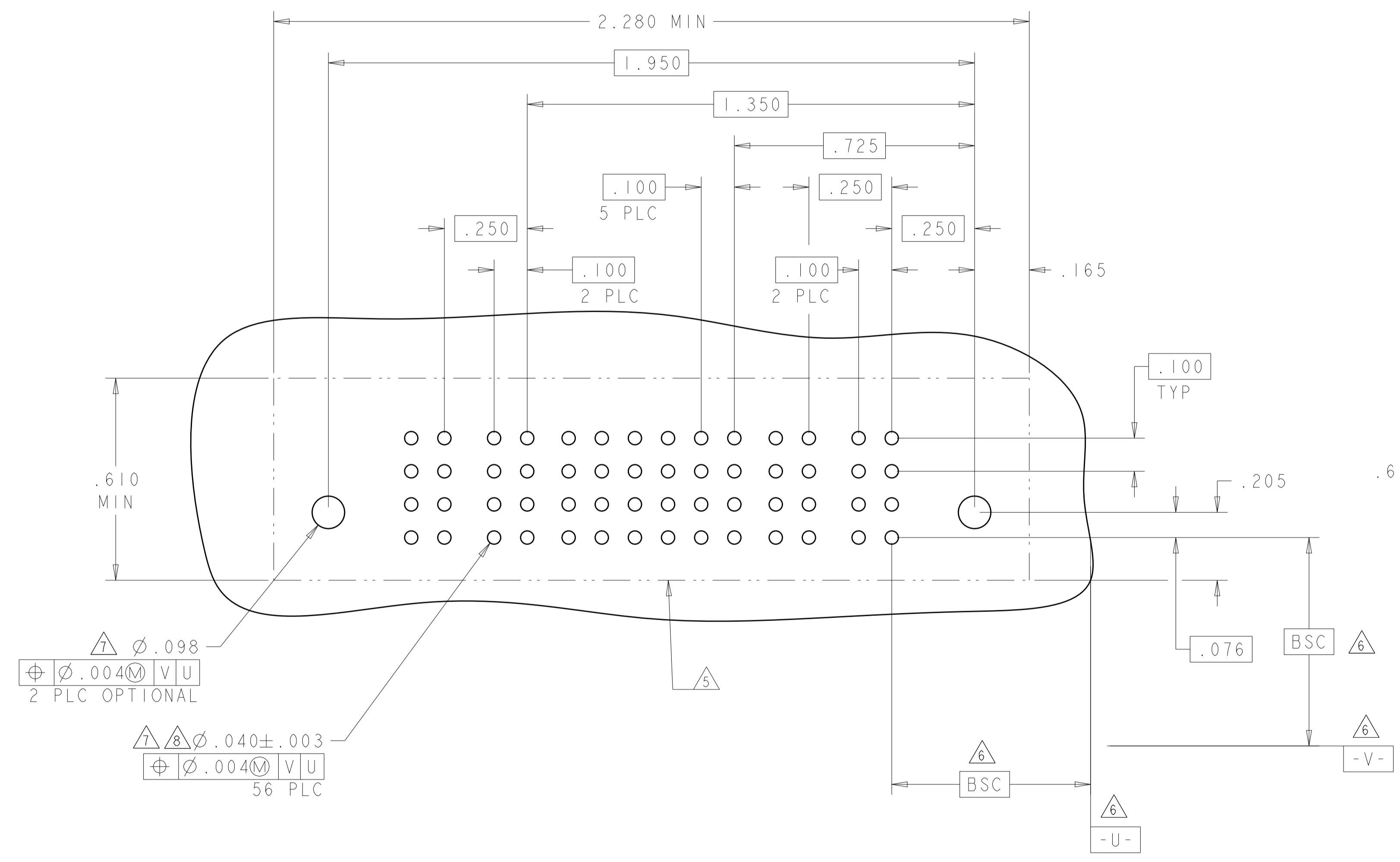
THIS DRAWING IS A CONTROLLED DOCUMENT.		OWN: R. GRZYBOWSKI 02MAY05	TE Connectivity
DIMENSIONS: INCHES		CHK: M. PERCHERKE 02MAY05	
TOLERANCES UNLESS OTHERWISE SPECIFIED: 0 PLC ±. 1 PLC ±.01 2 PLC ±.01 3 PLC ±.005 4 PLC ±.0020 ANGLES ±.2° FINISH		APVD: M. PERCHERKE	NAME: VERTICAL RECEPTACLE ASSEMBLY WITH GUIDES, MULTI-BEAM XL
MATERIAL		PRODUCT SPEC: 108-1973	SIZE: A1
		APPLICATION SPEC: 114-13038	CAGE CODE: 6450550
		WEIGHT: -	RESTRICTED TO: -
		CUSTOMER DRAWING	SCALE: 4:1 SHEET 19 OF 23 REV: U3

LOC	DIST	REV	DATE	BY	APPD
ES	00				
REVISIONS					
DESCRIPTION					
SEE SHEET 1					

ASSY PART NUMBER	ROWS	POWER		SIGNAL						POWER			
		P4	P3	6	5	4	3	2	1	P2	P1		
7-6450550-1	D C B A	GP	GP	AP	AP	AP	AP	AP	AP	AP	AP	GP	GP
				AP	AP	AP	AP	AP	AP	AP			
				AP	AP	AP	AP	AP	AP	AP			
				AP	AP	AP	AP	AP	AP	AP			
2P + 24S + 2P													

PART NUMBER	ROWS	POWER		SIGNAL						POWER			
		P4	P3	6	5	4	3	2	1	P2	P1		
1-6450550-5	D C B A	VS	VS	P	P	P	P	P	P	P	P	VP	VP
				P	P	P	P	P	P	P			
				P	P	P	P	P	P	P			
				P	P	P	P	P	P	P			
2P + 24S + 2P													

T7



THIS DRAWING IS A CONTROLLED DOCUMENT.

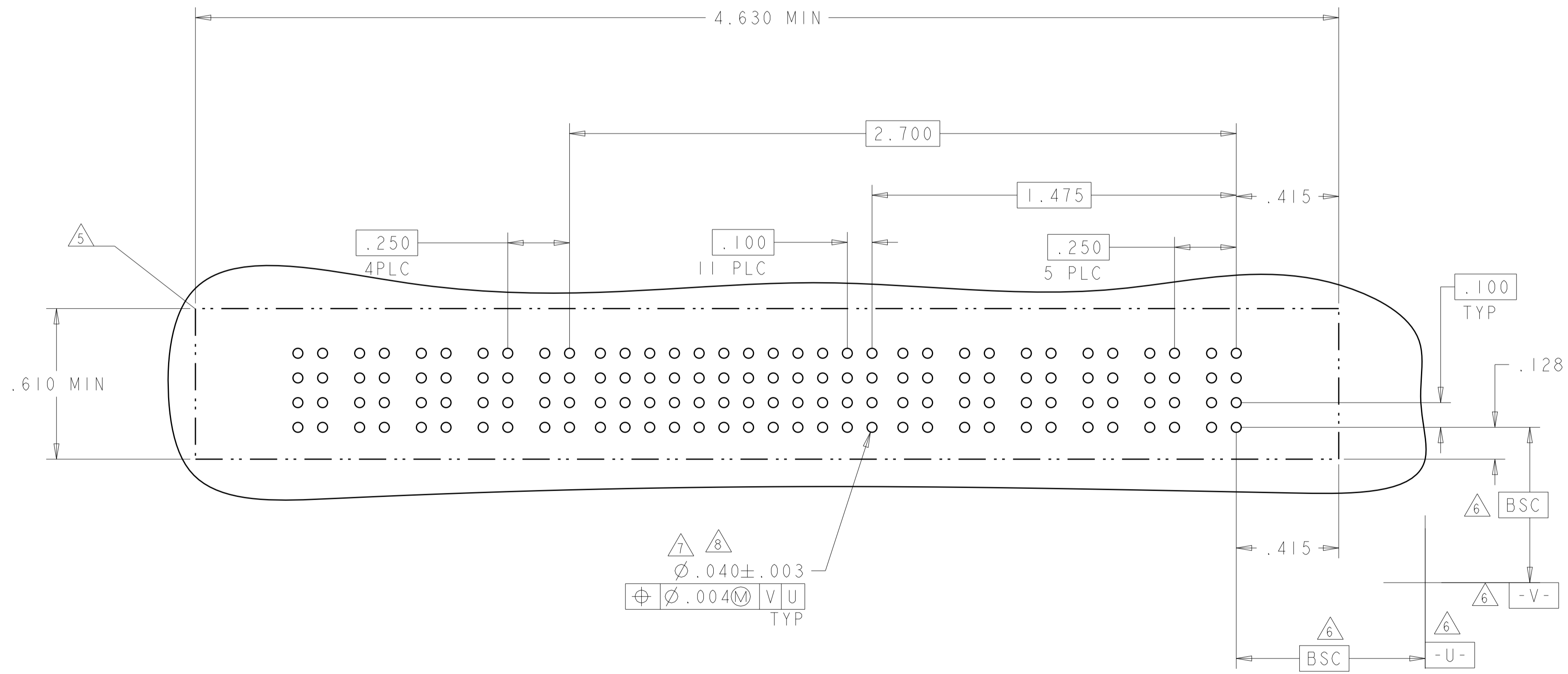
DIMENSIONS:	TOLERANCES UNLESS OTHERWISE SPECIFIED:	0 PLC ±.01	1 PLC ±.01	2 PLC ±.01	3 PLC ±.01	4 PLC ±.01	5 PLC ±.01	ANGLES ±.020	FINISH
-------------	--	------------	------------	------------	------------	------------	------------	--------------	--------

NAME	VERTICAL RECEPTACLE ASSEMBLY WITH GUIDES, MULTI-BEAM XL
PRODUCT SPEC	108-1973
APPLICATION SPEC	114-13038
SIZE	A1
CAGE CODE	6450550
DRAWING NO	100779
SCALE	4:1
SHEET	20
OF	23
REV	U3

TE Connectivity

LOC	DIST	REVISIONS			
P	LTN	DESCRIPTION	DATE	DMN	APVD
-	-	SEE SHEET 1	-	-	-

PART NUMBER	ROWS	POWER					SIGNAL										POWER																		
		P11	P10	P9	P8	P7	12	11	10	9	8	7	6	5	4	3	2	1	P6	P5	P4	P3	P2	P1											
7-6450550-3	D C B A	GS	GS	GS	GS	GS	AP	AP	AP	AP	AP	AP	AP	AP	AP	AP	AP	AP	AP	AP	AP	AP	AP	AP	GP	GP	GP	GP	GP	GP					
							AP	AP	AP	AP	AP	AP	AP	AP	AP	AP	AP	AP	AP	AP	AP	AP	AP	AP	AP	AP	AP	AP	GP	GP	GP	GP	GP	GP	
							AP	AP	AP	AP	AP	AP	AP	AP	AP	AP	AP	AP	AP	AP	AP	AP	AP	AP	AP	AP	AP	AP	AP	GP	GP	GP	GP	GP	GP
							AP	AP	AP	AP	AP	AP	AP	AP	AP	AP	AP	AP	AP	AP	AP	AP	AP	AP	AP	AP	AP	AP	AP	GP	GP	GP	GP	GP	GP
6P + 48S + 5P																																			



THIS DRAWING IS A CONTROLLED DOCUMENT.		DMN: R. GRZYBOWSKI 02MAY05	
DIMENSIONS: INCHES		CHK: M. PERCHERKE 02MAY05	
TOLERANCES UNLESS OTHERWISE SPECIFIED: 0 PLC ±. 1 PLC ±.01 2 PLC ±.01 3 PLC ±.005 4 PLC ±.0020 ANGLES ±.7°		APVD: M. PERCHERKE	NAME: VERTICAL RECEPTACLE ASSEMBLY WITH GUIDES, MULTI-BEAM XL
MATERIAL: FINISH:		PRODUCT SPEC: 108-1973	RESTRICTED TO:
		APPLICATION SPEC: 114-13038	SIZE: A1
		WEIGHT: -	CAGE CODE: 6450550
		CUSTOMER DRAWING	SCALE: 4:1 SHEET 23 OF 23 REV: U3

X-ON Electronics

Largest Supplier of Electrical and Electronic Components

Click to view similar products for [High Speed/Modular Connectors](#) category:

Click to view products by [TE Connectivity](#) manufacturer:

Other Similar products are found below :

[2332816-1](#) [89006-1137LF](#) [650827-1](#) [65762-001LF](#) [73474-201LF](#) [74040-1346](#) [74075-0267](#) [1410191-1](#) [1410337-1](#) [1410368-3](#) [1410964-2](#)
[1410367-3](#) [1410971-4](#) [1467833-1](#) [2000877-1](#) [2000878-1](#) [2041314-1](#) [2065387-1](#) [2187307-1](#) [2187462-1](#) [2226278-6](#) [KA81-07](#) [91290-101LF](#)
[163P](#) [1934290-1](#) [2000875-1](#) [2065917-1](#) [2102736-2](#) [FSR-40](#) [2169868-2](#) [2226279-2](#) [22354-8](#) [437-5040-000](#) [5-1393565-0](#) [532449-3](#) [532803-](#)
[2](#) [34745-0001](#) [0736440217](#) [1-1393708-5](#) [72388-0021LF](#) [73774-1000](#) [532939-1](#) [5-531355-3](#) [5532901-3](#) [85838-180LF](#)
[HM1S43TRR460H6PLF](#) [0760205010](#) [1-966831-4](#) [3-1469268-7](#) [77427-121LF](#)