



Clifford & Snell

YO5/YL5


Industrial Audible and Visual Alarm
~ Yodalarm & Yodalight ~

Tom Cribb Road, Thamesmead,
London SE28 0BH
Tel: +44 (0)20 8316 4477
or (0)20 8317 1717
Fax: +44 (0)20 8317 2400
Email: cliffordandsnell@aol.com
Web Site: www.cliffordandsnell.com




MAIN FEATURES

- 2 Stage alarm
- 3 wire polarised DC (Not additional voltage option) & AC, or 2 wire bi-polar for DC only.
- Choice of 6 lens colours: Amber (A), Red (R), Green (G), Opal (O), Blue (B) and Clear (C) made from flame retardant polycarbonate plastic
- High sound output
- Complies with BS 5839
- Low current consumption
- Continuously rated
- Robust, reliable and simple to install
- Flame retardant ABS plastic enclosure
- Strobe 2.5 and 5.0 joule.
- 32 selectable tones meeting international regulations
- Sound selection via 5 way DIL switch
- Stainless steel fixings

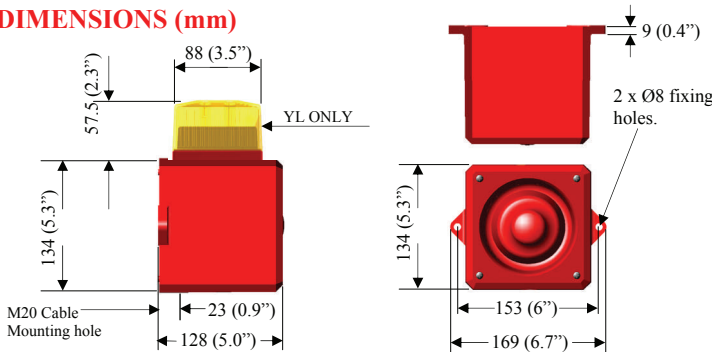


YL5



YO5

DIMENSIONS (mm)

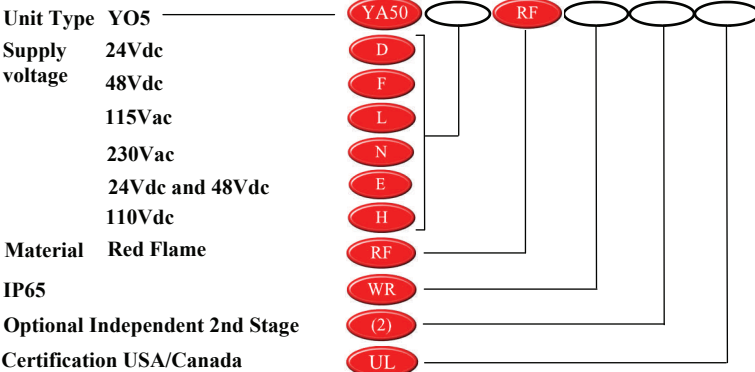


All dimensions quoted are approximate only and subject to change without notice as are technical features resulting from continual development and improvement.

TECHNICAL SPECIFICATION

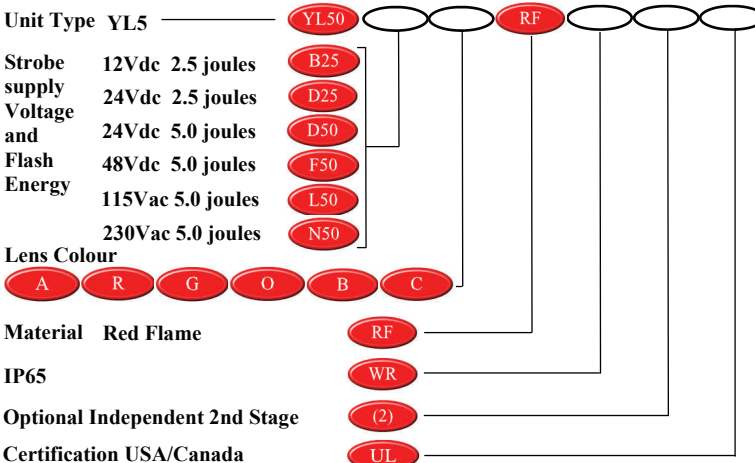
- Operating temperature: -25 to +55 deg C
- Storage temperature: -40 to +70 deg C
- Operating voltage: 24Vdc, 48Vdc, 115Vac, 230Vac +/- 10%
- Additional voltage options (Sounders only): 24Vdc and 48Vdc (BT), 110Vdc (12Vdc versions will produce approx. 6dB less output)
- Relative humidity: 90% @ 40deg C
- Sound output: 110dB(A) at 1 mtr
- IP54 rated std, IP65 (WR)
- Weight: YO5 0.55Kg (DC), 0.81Kg (AC); YL5 0.68Kg (DC), 0.90Kg (AC)
- Volume control allowing 18dB(A) adjustment
- Minimum current consumption 20mA
- Optional independent 2nd stage via second DIL switch (DC only)

CONFIGURATOR



MOUNTING

The YO5/YL5 series alarm units should be mounted to a reasonably flat wall or bulkhead of suitable material using the lugs projecting from the side of the case. The lugs are bored 8mm on 153mm centres. The minimum recommended length of fixing screws is 25mm. To maintain the integrity of the weather seal, the cable entry must be fitted using a suitable sealed gland.




LINE MONITORING (DC Only) excludes additional voltage options

- 3 Wire 2 stage or 2 wire single stage, monitor via reverse polarity
 - 2 Wire 2 stage i.e. bi-polar inputs, monitor via threshold (applied voltage <1V)
 End of line resistor. Minimum 3K3 ohm 0.5 watts, wire-wound or metal film type.

APPROVAL SPECIFICATION

UL 1638, UL 464
 C22.2 No. 205-M1983, CAN/ULC-5526-M87
 BS EN 54-3 : 2001 incorporates amendment A1 : 2002



X-ON Electronics

Largest Supplier of Electrical and Electronic Components

Click to view similar products for [clifford](#) and [snell](#) manufacturer:

Other Similar products are found below :

[YA50/L/RF/WR](#) [YL50/L50/A/RF/WR](#) [YA80/D/RF/SU/WR](#) [FL40/N50/R/RN](#) [YL40/D50/R/RN/WR](#) [YL40/D50/A/RN/WR](#)

[YL50/N50/R/RF/WR](#) [YA50/N/RF/WR](#) [YA30/D/RF/WR](#) [YL50/D50/A/RF/WR](#) [YA50/D/RF/WR](#) [YL50/L50/R/RF/WR](#) [YL50/D50/R/RF/WR](#)