

ZTX851

NPN SILICON PLANAR MEDIUM POWER HIGH CURRENT TRANSISTOR

ZTX851

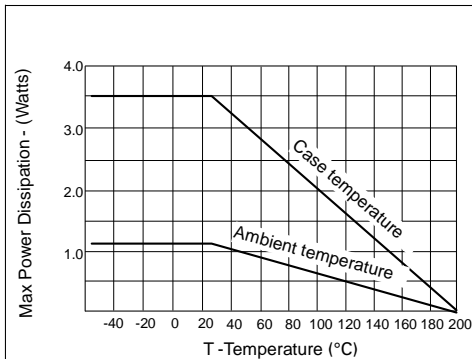
ELECTRICAL CHARACTERISTICS (at $T_{amb} = 25^{\circ}\text{C}$)

PARAMETER	SYMBOL	MIN.	TYP.	MAX.	UNIT	CONDITIONS.
Base-Emitter Turn-On Voltage	$V_{BE(on)}$		840	950	mV	$I_C=4A, V_{CE}=1V^*$
Static Forward Current Transfer Ratio	h_{FE}	100 100 75 25	200 200 120 50	300		$I_C=10mA, V_{CE}=1V$ $I_C=2A, V_{CE}=1V^*$ $I_C=5A, V_{CE}=1V^*$ $I_C=10A, V_{CE}=1V^*$
Transition Frequency	f_T		130		MHz	$I_C=100mA, V_{CE}=10V$ $f=50MHz$
Output Capacitance	C_{obo}		45		pF	$V_{CB}=10V, f=1MHz$
Switching Times	t_{on} t_{off}		45 1100		ns ns	$I_C=1A, I_B=100mA$ $I_B=100mA, V_{CC}=10V$

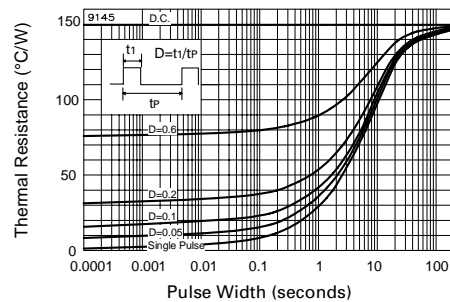
*Measured under pulsed conditions. Pulse width=300 μ s. Duty cycle \leq 2%

THERMAL CHARACTERISTICS

PARAMETER	SYMBOL	MAX.	UNIT
Thermal Resistance: Junction to Ambient	$R_{th(j-amb)}$	150	$^{\circ}\text{C/W}$
Junction to Case	$R_{th(j-case)}$	50	$^{\circ}\text{C/W}$



Derating curve



Maximum transient thermal impedance

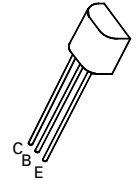
ISSUE 2 – AUGUST 94

FEATURES

- * 60 Volt V_{CEO}
- * 5 Amps continuous current
- * Up to 20 Amps peak current
- * Very low saturation voltage
- * $P_{tot}=1.2$ Watts

APPLICATIONS

- * Emergency lighting circuits



E-Line
TO92 Compatible

ABSOLUTE MAXIMUM RATINGS.

PARAMETER	SYMBOL	VALUE	UNIT
Collector-Base Voltage	V_{CBO}	150	V
Collector-Emitter Voltage	V_{CEO}	60	V
Emitter-Base Voltage	V_{EBO}	6	V
Peak Pulse Current	I_{CM}	20	A
Continuous Collector Current	I_C	5	A
Practical Power Dissipation*	P_{totp}	1.58	W
Power Dissipation at $T_{amb}=25^{\circ}\text{C}$	P_{tot}	1.2	W
Operating and Storage Temperature Range	$T_j; T_{stg}$	-55 to +200	$^{\circ}\text{C}$

*The power which can be dissipated assuming the device is mounted in a typical manner on a P.C.B. with copper equal to 1 inch square minimum

ELECTRICAL CHARACTERISTICS (at $T_{amb} = 25^{\circ}\text{C}$ unless otherwise stated)

PARAMETER	SYMBOL	MIN.	TYP.	MAX.	UNIT	CONDITIONS.
Collector-Base Breakdown Voltage	$V_{(BR)CBO}$	150	220		V	$I_C=100\mu A$
Collector-Emitter Breakdown Voltage	$V_{(BR)CER}$	150	220		V	$I_C=1\mu A, R_B \leq 1K\Omega$
Collector-Emitter Breakdown Voltage	$V_{(BR)CEO}$	60	85		V	$I_C=10mA^*$
Emitter-Base Breakdown Voltage	$V_{(BR)EBO}$	6	8		V	$I_E=100\mu A$
Collector Cut-Off Current	I_{CBO}			50 1	nA μA	$V_{CB}=120V$ $V_{CB}=120V, T_{amb}=100^{\circ}\text{C}$
Collector Cut-Off Current	I_{CER} $R \leq 1K\Omega$			50 1	nA μA	$V_{CB}=120V$ $V_{CB}=120V, T_{amb}=100^{\circ}\text{C}$
Emitter Cut-Off Current	I_{EBO}			10	nA	$V_{EB}=6V$
Collector-Emitter Saturation Voltage	$V_{CE(sat)}$		10 50 100 150 200		mV mV mV mV mV	$I_C=0.1A, I_B=5mA^*$ $I_C=1A, I_B=50mA^*$ $I_C=2A, I_B=50mA^*$ $I_C=5A, I_B=200mA^*$
Base-Emitter Saturation Voltage	$V_{BE(sat)}$		920	1050	mV	$I_C=4A, I_B=200mA^*$

ZTX851

NPN SILICON PLANAR MEDIUM POWER HIGH CURRENT TRANSISTOR

ZTX851

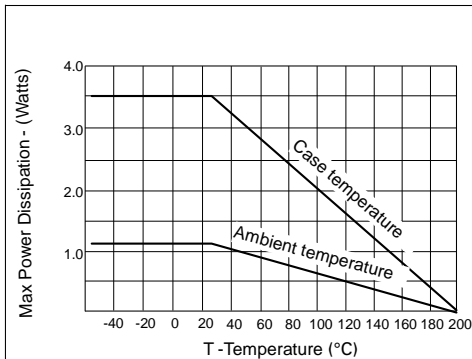
ELECTRICAL CHARACTERISTICS (at $T_{amb} = 25^{\circ}\text{C}$)

PARAMETER	SYMBOL	MIN.	TYP.	MAX.	UNIT	CONDITIONS.
Base-Emitter Turn-On Voltage	$V_{BE(on)}$		840	950	mV	$I_C=4A, V_{CE}=1V^*$
Static Forward Current Transfer Ratio	h_{FE}	100 100 75 25	200 200 120 50	300		$I_C=10mA, V_{CE}=1V$ $I_C=2A, V_{CE}=1V^*$ $I_C=5A, V_{CE}=1V^*$ $I_C=10A, V_{CE}=1V^*$
Transition Frequency	f_T		130		MHz	$I_C=100mA, V_{CE}=10V$ $f=50MHz$
Output Capacitance	C_{obo}		45		pF	$V_{CB}=10V, f=1MHz$
Switching Times	t_{on} t_{off}		45 1100		ns ns	$I_C=1A, I_B=100mA$ $I_B=100mA, V_{CC}=10V$

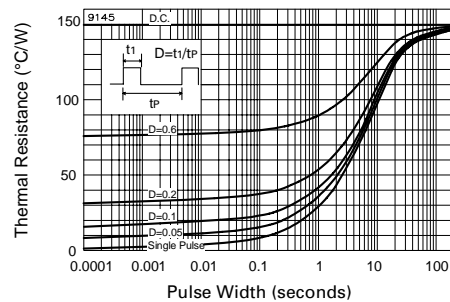
*Measured under pulsed conditions. Pulse width=300 μ s. Duty cycle \leq 2%

THERMAL CHARACTERISTICS

PARAMETER	SYMBOL	MAX.	UNIT
Thermal Resistance: Junction to Ambient	$R_{th(j-amb)}$	150	$^{\circ}\text{C/W}$
Junction to Case	$R_{th(j-case)}$	50	$^{\circ}\text{C/W}$



Derating curve



Maximum transient thermal impedance

ISSUE 2 – AUGUST 94

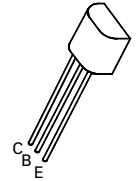
FEATURES

- * 60 Volt V_{CEO}
- * 5 Amps continuous current
- * Up to 20 Amps peak current
- * Very low saturation voltage

* $P_{tot}=1.2$ Watts

APPLICATIONS

- * Emergency lighting circuits



E-Line
TO92 Compatible

ABSOLUTE MAXIMUM RATINGS.

PARAMETER	SYMBOL	VALUE	UNIT
Collector-Base Voltage	V_{CBO}	150	V
Collector-Emitter Voltage	V_{CEO}	60	V
Emitter-Base Voltage	V_{EBO}	6	V
Peak Pulse Current	I_{CM}	20	A
Continuous Collector Current	I_C	5	A
Practical Power Dissipation*	P_{totp}	1.58	W
Power Dissipation at $T_{amb}=25^{\circ}\text{C}$	P_{tot}	1.2	W
Operating and Storage Temperature Range	$T_j; T_{stg}$	-55 to +200	$^{\circ}\text{C}$

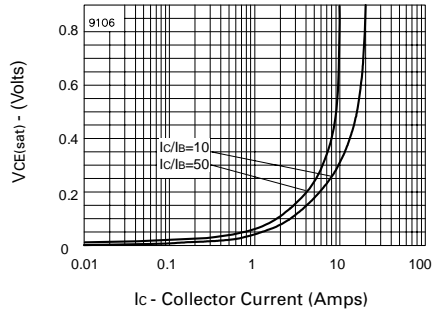
*The power which can be dissipated assuming the device is mounted in a typical manner on a P.C.B. with copper equal to 1 inch square minimum

ELECTRICAL CHARACTERISTICS (at $T_{amb} = 25^{\circ}\text{C}$ unless otherwise stated)

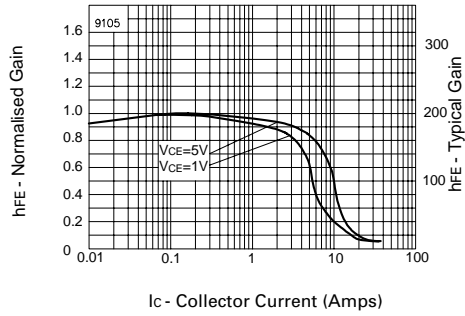
PARAMETER	SYMBOL	MIN.	TYP.	MAX.	UNIT	CONDITIONS.
Collector-Base Breakdown Voltage	$V_{(BR)CBO}$	150	220		V	$I_C=100\mu A$
Collector-Emitter Breakdown Voltage	$V_{(BR)CER}$	150	220		V	$I_C=1\mu A, R_B \leq 1K\Omega$
Collector-Emitter Breakdown Voltage	$V_{(BR)CEO}$	60	85		V	$I_C=10mA^*$
Emitter-Base Breakdown Voltage	$V_{(BR)EBO}$	6	8		V	$I_E=100\mu A$
Collector Cut-Off Current	I_{CBO}			50 1	nA μA	$V_{CB}=120V$ $V_{CB}=120V, T_{amb}=100^{\circ}\text{C}$
Collector Cut-Off Current	I_{CER} $R \leq 1K\Omega$			50 1	nA μA	$V_{CB}=120V$ $V_{CB}=120V, T_{amb}=100^{\circ}\text{C}$
Emitter Cut-Off Current	I_{EBO}			10	nA	$V_{EB}=6V$
Collector-Emitter Saturation Voltage	$V_{CE(sat)}$		10 50 100 150 200		mV mV mV mV mV	$I_C=0.1A, I_B=5mA^*$ $I_C=1A, I_B=50mA^*$ $I_C=2A, I_B=50mA^*$ $I_C=5A, I_B=200mA^*$
Base-Emitter Saturation Voltage	$V_{BE(sat)}$		920	1050	mV	$I_C=4A, I_B=200mA^*$

ZTX851

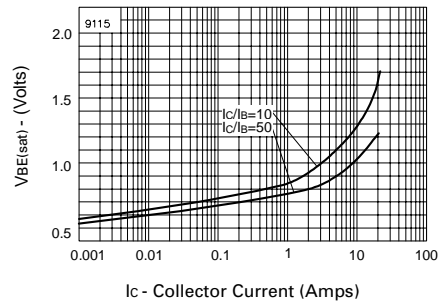
TYPICAL CHARACTERISTICS



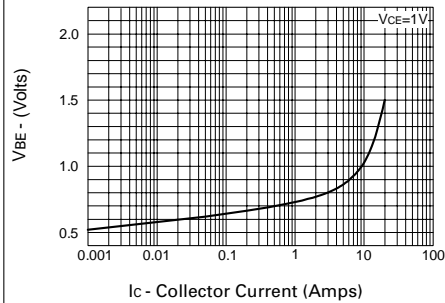
$V_{CE(sat)}$ v I_C



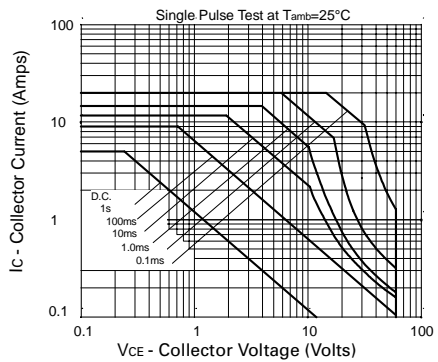
hFE v I_C



$V_{BE(sat)}$ v I_C



$V_{BE(on)}$ v I_C



Safe Operating Area

X-ON Electronics

Largest Supplier of Electrical and Electronic Components

Click to view similar products for [Bipolar Transistors - BJT category](#):

Click to view products by [Diodes Incorporated manufacturer](#):

Other Similar products are found below :

[619691C](#) [MCH4017-TL-H](#) [MJ15024/WS](#) [MJ15025/WS](#) [BC546/116](#) [BC556/FSC](#) [BC557/116](#) [BSW67A](#) [HN7G01FU-A\(T5L,F,T](#)
[NJVMJD148T4G](#) [NSVMMBT6520LT1G](#) [NTE187A](#) [NTE195A](#) [NTE2302](#) [NTE2330](#) [NTE2353](#) [NTE316](#) [IMX9T110](#) [NTE63](#) [NTE65](#)
[C4460](#) [SBC846BLT3G](#) [2SA1419T-TD-H](#) [2SA1721-O\(TE85L,F\)](#) [2SA1727TLP](#) [2SA2126-E](#) [2SB1202T-TL-E](#) [2SB1204S-TL-E](#) [2SC5488A-](#)
[TL-H](#) [2SD2150T100R](#) [SP000011176](#) [FMC5AT148](#) [2N2369ADCSM](#) [2SB1202S-TL-E](#) [2SC2412KT146S](#) [2SC4618TLN](#) [2SC5490A-TL-H](#)
[2SD1816S-TL-E](#) [2SD1816T-TL-E](#) [CMXT2207 TR](#) [CPH6501-TL-E](#) [MCH4021-TL-E](#) [BC557B](#) [TTC012\(Q\)](#) [BULD128DT4](#) [JANTX2N3810](#)
[Jantx2N5416](#) [US6T6TR](#) [KSF350](#) [068071B](#)