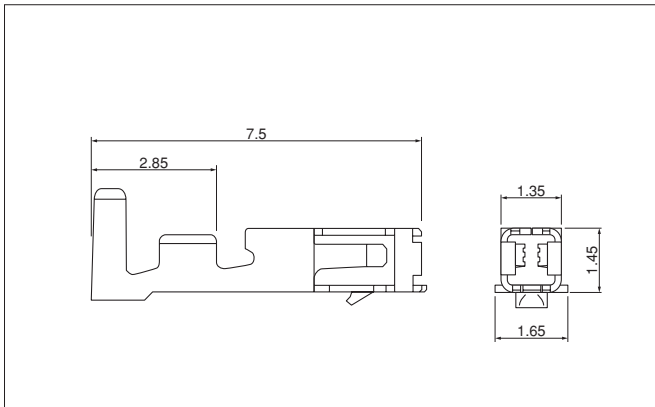




# PUD CONNECTOR

## Contact



Model No.	Applicable wire		Insulation O.D. (mm)	Q'ty/reel
	mm <sup>2</sup>	AWG#		
<b>SPUD-001T-P0.5</b>	0.13~0.33	26~22	0.95~1.5	8,000
<b>SPUD-002T-P0.5</b>	0.08~0.22	28~24	0.76~1.5	

### Material and Finish

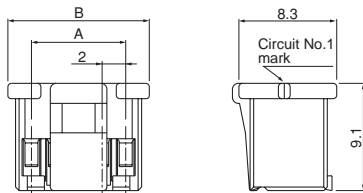
Copper alloy, tin-plated (reflow treatment)

### RoHS compliance

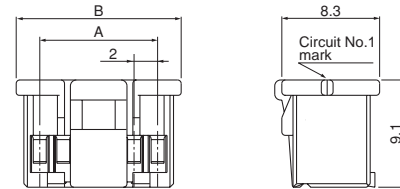
Contact	Crimping machine	Applicator		
		Crimp applicator	Dies	Crimp applicator with dies
<b>SPUD-001T-P0.5</b>	AP-K2N	MKS-L	MK/SPUD-001-05	APLMK SPUD001-05
		—	—	—
<b>SPUD-002T-P0.5</b>	AP-K2N	MKS-L	MK/SPUD-002-05	APLMK SPUD002-05
		—	—	—

## Housing

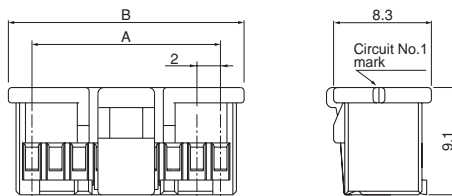
### <8, 10 circuits>



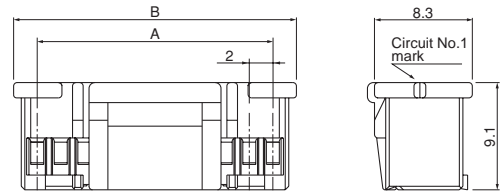
### <12, 14 circuits>



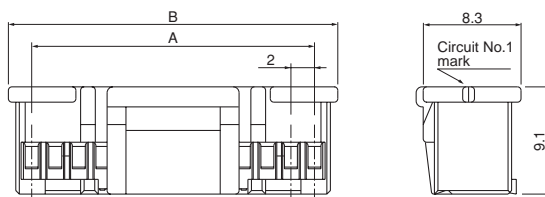
### <16, 18 circuits>



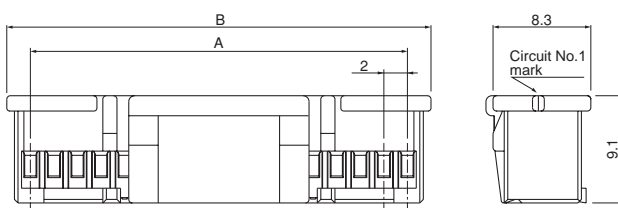
### <20, 22 circuits>



### <24 to 28 circuits>



### <30 to 40 circuits>



Circuits	Model No.	Dimensions (mm)		Q'ty/bag
		A	B	
8	<b>PUDP-08V-S</b>	6.0	10.0	1,000
10	<b>PUDP-10V-S</b>	8.0	12.0	1,000
12	<b>PUDP-12V-S</b>	10.0	14.0	1,000
14	<b>PUDP-14V-S</b>	12.0	16.0	1,000
16	<b>PUDP-16V-S</b>	14.0	18.0	1,000
18	<b>PUDP-18V-S</b>	16.0	20.0	1,000
20	<b>PUDP-20V-S</b>	18.0	22.0	1,000
22	<b>PUDP-22V-S</b>	20.0	24.0	1,000
24	<b>PUDP-24V-S</b>	22.0	26.0	1,000
26	<b>PUDP-26V-S</b>	24.0	28.0	1,000
28	<b>PUDP-28V-S</b>	26.0	30.0	500
30	<b>PUDP-30V-S</b>	28.0	32.0	500
32	<b>PUDP-32V-S</b>	30.0	34.0	500
34	<b>PUDP-34V-S</b>	32.0	36.0	500
36	<b>PUDP-36V-S</b>	34.0	38.0	500
38	<b>PUDP-38V-S</b>	36.0	40.0	500
40	<b>PUDP-40V-S</b>	38.0	42.0	500

### Material

PBT, UL94V-0, natural

### RoHS compliance

<For reference> As the color identification, the following alphabet shall be put in the underlined part. For availability, delivery and minimum order quantity, contact JST.

ex. **PUDP-08V-S**

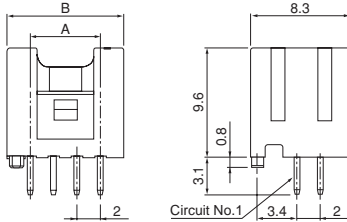
S...natural Z...ivory E...blue R...red K...black TR...tomato red  
 MG...moss green DPK...dark pink CB...cobalt blue  
 DO...dark orange DP...dark purple DH...dark gray LE...light blue

# PUD CONNECTOR

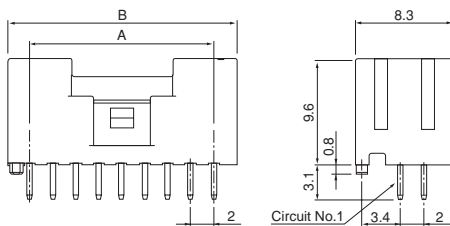
## Through-hole type shrouded header

### Top entry type

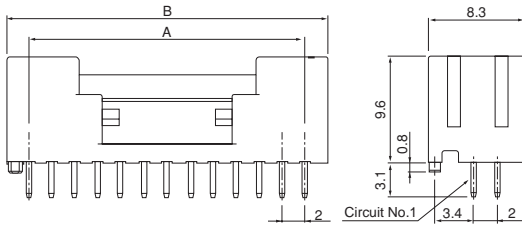
<8, 10 circuits>



<12 to 18 circuits>

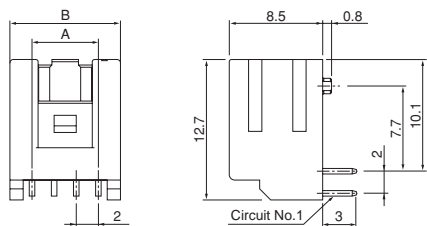


<20 to 40 circuits>

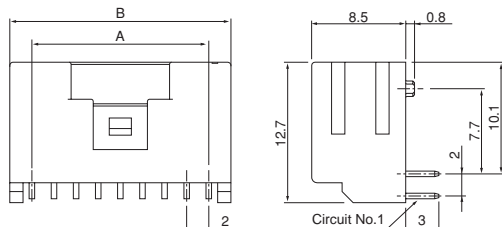


### Side entry type

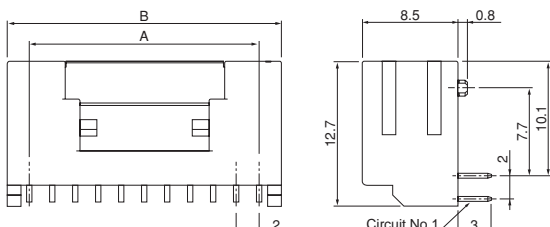
<8, 10 circuits>



<12 to 18 circuits>



<20 to 40 circuits>



Circuits	Model No.			Dimensions (mm)		Q'ty/ box
	Top entry type		Side entry type	A	B	
	Without boss	With boss	With boss			
8	B08B-PUDSS	B08B-PUDSS-1	S08B-PUDSS-1	6.0	10.0	3,300
10	B10B-PUDSS	B10B-PUDSS-1	S10B-PUDSS-1	8.0	12.0	2,750
12	B12B-PUDSS	B12B-PUDSS-1	S12B-PUDSS-1	10.0	14.0	2,310
14	B14B-PUDSS	B14B-PUDSS-1	S14B-PUDSS-1	12.0	16.0	1,980
16	B16B-PUDSS	B16B-PUDSS-1	S16B-PUDSS-1	14.0	18.0	1,760
18	B18B-PUDSS	B18B-PUDSS-1	S18B-PUDSS-1	16.0	20.0	1,650
20	B20B-PUDSS	B20B-PUDSS-1	S20B-PUDSS-1	18.0	22.0	1,430
22	B22B-PUDSS	B22B-PUDSS-1	S22B-PUDSS-1	20.0	24.0	1,320
24	B24B-PUDSS	B24B-PUDSS-1	S24B-PUDSS-1	22.0	26.0	1,210
26	B26B-PUDSS	B26B-PUDSS-1	S26B-PUDSS-1	24.0	28.0	1,100
28	B28B-PUDSS	B28B-PUDSS-1	S28B-PUDSS-1	26.0	30.0	1,100
30	B30B-PUDSS	B30B-PUDSS-1	S30B-PUDSS-1	28.0	32.0	990
32	B32B-PUDSS	B32B-PUDSS-1	S32B-PUDSS-1	30.0	34.0	880
34	B34B-PUDSS	B34B-PUDSS-1	S34B-PUDSS-1	32.0	36.0	880
36	B36B-PUDSS	B36B-PUDSS-1	S36B-PUDSS-1	34.0	38.0	770
38	B38B-PUDSS	B38B-PUDSS-1	S38B-PUDSS-1	36.0	40.0	770
40	B40B-PUDSS	B40B-PUDSS-1	S40B-PUDSS-1	38.0	42.0	770

### Material and Finish

Post: Copper alloy, copper-undercoated, tin-plated (reflow treatment)  
Wafer: Glass-filled PA 66, UL94V-0, natural

**RoHS compliance** This product displays (LF)(SN) on a label.

Note: Color indication was changed.

Berofe change; S...natural (ivory) , After change; S...natural

<For reference> As the color identification,  
the following alphabet shall be put in the underlined part.  
For availability, delivery and minimum order quantity, contact JST.

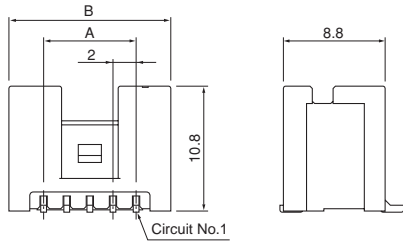
ex. **B08B-PUDSS-1**

S...natural Z...ivory E...blue R...red K...black TR...tomato red  
MG...moss green DPK...dark pink CB...cobalt blue  
DO...dark orange DP...dark purple DH...dark gray LE...light blue

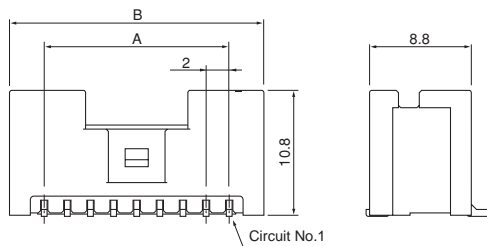
# PUD CONNECTOR

## SMT type shrouded header

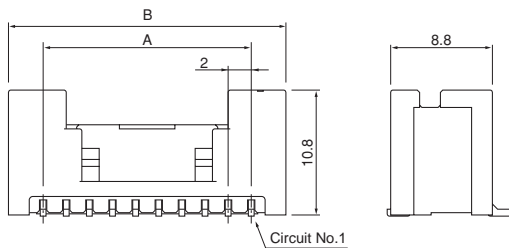
### <10 circuits>



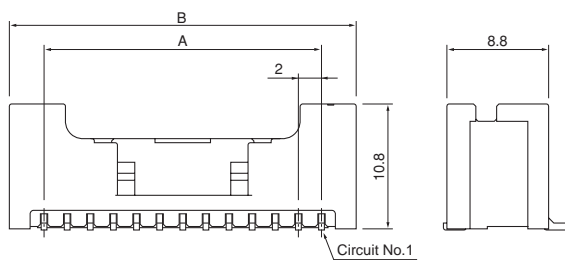
### <12 to 18 circuits>



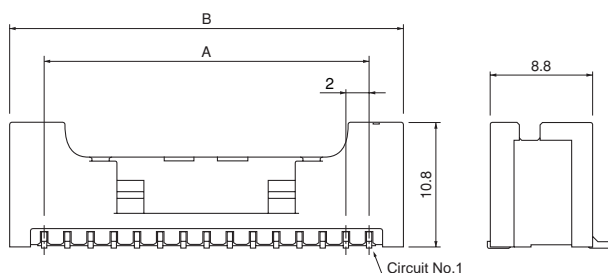
### <20, 22 circuits>



### <24 to 28 circuits>



### <30 to 40 circuits>



Circuits	Model No.	Dimensions (mm)		Qty/ reel
		A	B	
10	<b>BM10B-PUDSS-TFC</b>	8.0	14.0	400
12	<b>BM12B-PUDSS-TFC</b>	10.0	16.0	400
14	<b>BM14B-PUDSS-TFC</b>	12.0	18.0	400
16	<b>BM16B-PUDSS-TFC</b>	14.0	20.0	400
18	<b>BM18B-PUDSS-TFC</b>	16.0	22.0	400
20	<b>BM20B-PUDSS-TFC</b>	18.0	24.0	400
22	<b>BM22B-PUDSS-TFC</b>	20.0	26.0	400
24	<b>BM24B-PUDSS-TFC</b>	22.0	28.0	400
26	<b>BM26B-PUDSS-TFC</b>	24.0	30.0	400
28	<b>BM28B-PUDSS-TFC</b>	26.0	32.0	400
30	<b>BM30B-PUDSS-TFC</b>	28.0	34.0	400
32	<b>BM32B-PUDSS-TFC</b>	30.0	36.0	400
34	<b>BM34B-PUDSS-TFC</b>	32.0	38.0	400
36	<b>BM36B-PUDSS-TFC</b>	34.0	40.0	400
38	<b>BM38B-PUDSS-TFC</b>	36.0	42.0	400
40	<b>BM40B-PUDSS-TFC</b>	38.0	44.0	400

#### Material and Finish

Post: Copper alloy, copper-undercoated, tin-plated (reflow treatment)  
Wafer: Polyamide, UL94V-0, natural

**RoHS compliance** This product displays (LF)(SN) on a label.

<For reference> As the color identification,  
the following alphabet shall be put in the underlined part.  
For availability, delivery and minimum order quantity, contact JST.

ex. **BM-10B-PUDSS-TFC**

S...natural Z...ivory K...black TR...tomato red

MG...moss green DPK...dark pink CB...cobalt blue

DO...dark orange DP...dark purple DH...dark gray LE...light blue

## X-ON Electronics

Largest Supplier of Electrical and Electronic Components

*Click to view similar products for [Headers & Wire Housings](#) category:*

*Click to view products by [JST](#) manufacturer:*

Other Similar products are found below :

[95000-104TRLF](#) [10135584-644402LF](#) [DF62W-EP2022PCA](#) [95000-106TRLF](#) [DF62W-2022SCA](#) [DF62W-EP2022PC](#) [2203348](#) [DF62W-2022SC](#) [1084018](#) [1029039](#) [1084017](#) [802-10-012-10-002000](#) [1112640](#) [1112639](#) [000-34000](#) [0009482033](#) [0009507031](#) [57102-S06-03LF](#) [57202-S52-04LF](#) [PCN6-15S-2.5E](#) [0039019024](#) [58102-G61-06LF](#) [582553-1](#) [0009485154](#) [0009508121](#) [0022285053](#) [0050291907](#) [018731A](#) [LY20-4P-DT1-P1E-BR](#) [02.125.8002.8](#) [60101931](#) [60598-1 \(Cut Strip\)](#) [M1625-3R/100](#) [61062-3](#) [61082-181009](#) [636-1427](#) [638009-1](#) [641938-9](#) [641991-4](#) [644168-1](#) [647662-1](#) [65039-019ELF](#) [65817-002LF](#) [65817-015LF](#) [65863-015LF](#) [66207-023LF](#) [67016-026LF](#) [67046-001LF](#) [67095-007LF](#) [67230-005LF](#)