



Your Reliable Power Partner



DIN Rail Power Supply

AC/DC Switching Power Supplies



Company Profile

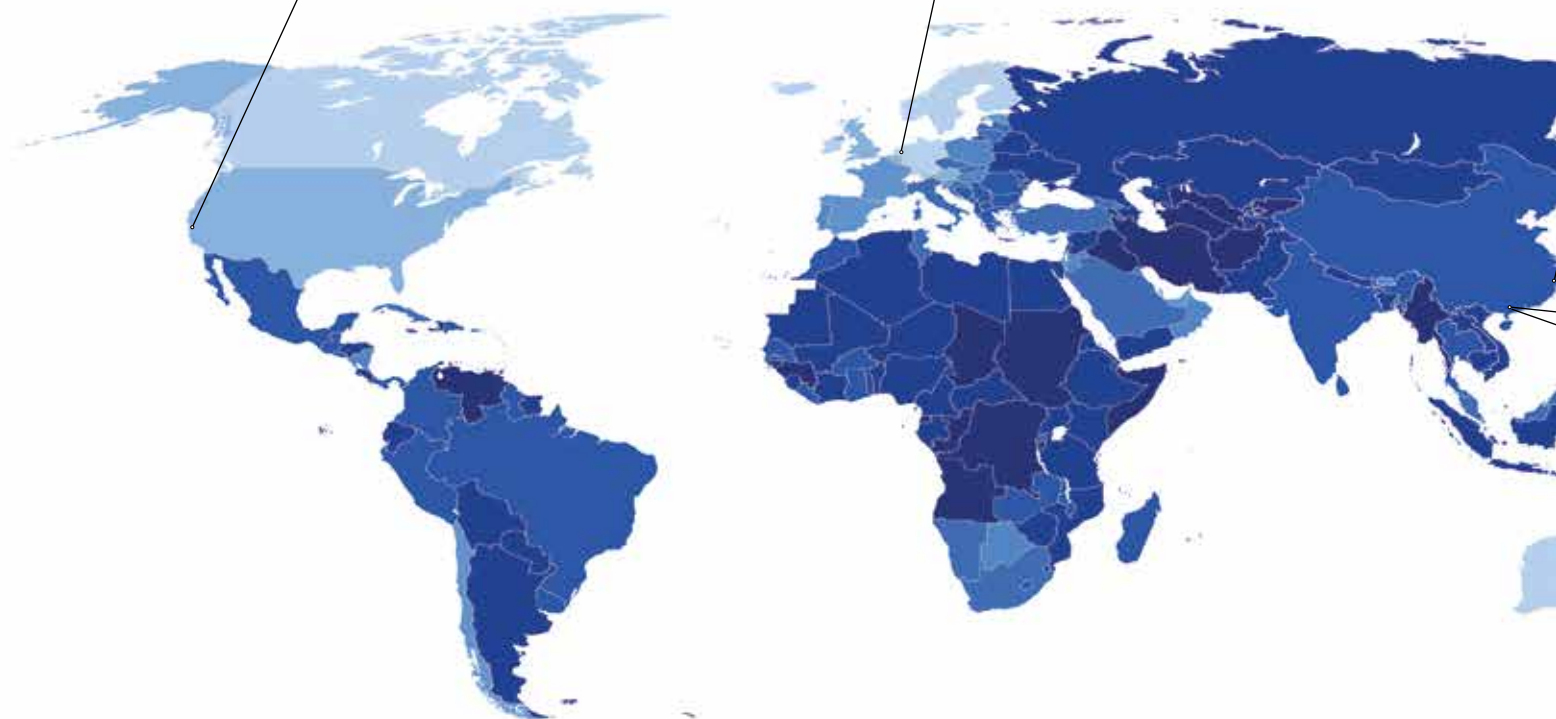
Established in 1982, MEAN WELL is a leading standard switching power supply manufacturers in the world. MEAN WELL currently operates under six financially independent but cooperating companies in Taiwan, China, USA and Europe and four factories in Taiwan, GuanZhou and SuZhou. The product lines include AC/DC switching power supplies, DC/DC converters, waterproof LED power supplies, DC/AC inverters and battery chargers. We have over 8,000 standard models widely used in medical, automation, communication, LED lighting, moving sign, and office automation fields.

The whole product line of MEAN WELL for DIN rail category has supplied more than 40 series and 95 models ranging from 10~960W in total. Supplying multi-solutions including metal case and plastic case type, 1 to 3 phase input voltage operation, complying UL508, UL60950-1, TUV EN60950-1, TUV EN61558-1, -2-16, SEMI and GL safety regulations, passing EN55022 or EN55011 electromagnetic compatibility (EMC) testing for customers to choose.

MEAN WELL USA



MEAN WELL EUROPE



MEAN WELL has always devoted to develop high quality and high cost-effective products in compact dimension. Without the need of fan, these products are suitable to be applied to various industrial locations and battery back-up system, and so on.

With more than 30 years of experience in R&D and production of standard power supplies, MEAN WELL has ten product category covering 5,000 models, to provide "One Stop Shopping" power solutions. Every product in the MEAN WELL range is the result of rigid procedures governing design, design verification test (DVT), design quality test (DQT), component selection, pilot-run production, and mass production.

With more than 200 distributors globally, the MEAN WELL products are distributed to over 70 countries worldwide. The small size orders can expect delivery within 24 hours without MOQ requirement. If you are looking for switching power supply with high reliability, good quality, reasonable price and full series products which can satisfy your various demands, MEAN WELL, a total solution provider, is definitely your first choice!

MEAN WELL SUZHOU



MEAN WELL TAIWAN



MEAN WELL GUANGZHOU



MEAN WELL HWAWEI



Reliable Quality

The brand name "MEAN WELL" is defined as "have good intentions". We strongly believe that the product quality is the life of power supply manufacturer. "To become the reliable power partner" has been the motivation for MEAN WELL to grow continuously.

In 1994, MEAN WELL acquired the ISO9001 certification and began to implement the total quality management (TQM) system, which are audited by TUV annually to continuous review and improvement. In April 2013, MEAN WELL acquired the ISO14000 certification and obtained the OHSAS18001 system (ESH, environmental safety and health) in 2015, to take the concept of environmental protection into action, and expect to create a safe and healthy life.



OHSAS18001



ISO9001



ISO14000

MEAN WELL DIN Rail power supply products comply with UL / CUL / TUV / CB / CE / GL / SEMI certificates, including UL508, UL1310, UL60950-1, TUV EN60950-1, TUV EN61558-1/-2-16, IEC 60950-1, SEMI F47, GL, EN55011, EN55022.





MEAN WELL has a complete quality management system. To ensure product quality, 100% burn-in test, function test and pressure test have been applied in manufacturing process, while the MIL-105E sampling method used in IQC, PCBQC (semi-finished products testing) and FQC phases. In the R&D stage, MEAN WELL quality engineers customize the "Test Plan" for each product, to complete the verifications of DFMEA, DVT/DQT, ORT, EMC, drop test, vibration test, thermal shock test, and reliability test.

In production stage, the product engineers co-work with process engineers to review the pilot run, semi-finished products quality control, process checking, finished product quality control, and the feedback analysis as well as the production problems occurred.



DR Series

Plastic Case — 15~100W Step Shape



Features

- Isolation Class II
- Universal AC input / Full range
- Protections: Short circuit / Overload / Over voltage / Over temp. (DR-100)
- No load power consumption: <0.5W (DR-15), <1W (DR-100)
- Built-in constant current limiting circuit
- Cooling by free air convection
- Working temperature: -20~+60°C
- Can be installed on DIN rail TS-35 / 7.5 or 15
- DC output voltage adjustable
- LED indicator for power on
- Suitable for building automation and control of household appliance
- 3 years warranty



Dimension (WxHxD)

DR-15	25x 93x 56mm
DR-30	78x 93x 56mm
DR-60	78x 93x 56mm
DR-100	100x 93x 56mm

15W (DR-15)



Model No.	Output	Tol.	R&N	Effi.
DR-15-5	5V, 2.40A	±2%	80mV	77.0%
DR-15-12	12V, 1.25A	±1%	120mV	84.0%
DR-15-15	15V, 1.00A	±1%	120mV	83.5%
DR-15-24	24V, 0.63A	±1%	150mV	85.0%

60W (DR-60)



Model No.	Output	Tol.	R&N	Effi.
DR-60-5	5V, 6.5A	±2%	80mV	76%
DR-60-12	12V, 4.5A	±1%	120mV	82%
DR-60-15	15V, 4.0A	±1%	120mV	83%
DR-60-24	24V, 2.5A	±1%	150mV	84%

30W (DR-30)



Model No.	Output	Tol.	R&N	Effi.
DR-30-5	5V, 3.0A	±2%	80mV	74%
DR-30-12	12V, 2.0A	±1%	120mV	81%
DR-30-15	15V, 2.0A	±1%	120mV	82%
DR-30-24	24V, 1.5A	±1%	150mV	83%

100W (DR-100)



Model No.	Output	Tol.	R&N	Effi.
DR-100-12	12V, 7.5A	±2%	120mV	87%
DR-100-15	15V, 6.5A	±1%	120mV	87%
DR-100-24	24V, 4.2A	±1%	150mV	89%



Energy Saving –

We care about energy saving. This logo represents that this model has “low no load power consumption” !


HDR Series

Plastic Case — 15~100W Slim Step Shape



Features

- Compact size with 1SU~4SU width
- Universal AC input / Full range (277VAC available)
- Protections: Short circuit / Overload / Over voltage
- Built-in constant current limiting circuit
- Cooling by free air convection
- Working temperature: -30~+70°C
- Can be installed on DIN rail TS-35/7.5 or 15
- DC output voltage adjustable
- Class 2 power unit / Pass LPS
- No load power consumption <0.3W
- Isolation class II
- LED indicator for power on
- Suitable for building automation and control of household appliance
- 3 years warranty



Dimension (WxHxD)

HDR-15	17.5(1SU) x 90 x 55mm
HDR-30	35(2SU) x 90 x 55mm
HDR-60	52.5(3SU) x 90 x 55mm
HDR-100	70(4SU) x 90 x 55mm

15W (HDR-15)



Model No.	Output	Tol.	R&N	Effi.
HDR-15-5	5V, 2.4A	±2.0%	80mV	80%
HDR-15-12	12V, 1.25A	±1.0%	120mV	85.5%
HDR-15-15	15V, 1.0A	±1.0%	120mV	86.5%
HDR-15-24	24V, 0.63A	±1.0%	150mV	88%
HDR-15-48	48V, 0.32A	±1.0%	240mV	88%

60W (HDR-60)



Model No.	Output	Tol.	R&N	Effi.
HDR-60-5	5V, 6.5A	±2.0%	80mV	85%
HDR-60-12	12V, 4.5A	±1.0%	120mV	88%
HDR-60-15	15V, 4.0A	±1.0%	120mV	89%
HDR-60-24	24V, 2.5A	±1.0%	150mV	90%
HDR-60-48	48V, 1.25A	±1.0%	240mV	91%

30W (HDR-30)



Model No.	Output	Tol.	R&N	Effi.
HDR-30-5	5V, 3.0A	±2.0%	80mV	82%
HDR-30-12	12V, 2.0A	±1.0%	120mV	88%
HDR-30-15	15V, 2.0A	±1.0%	120mV	89%
HDR-30-24	24V, 1.5A	±1.0%	150mV	89%
HDR-30-48	48V, 0.75A	±1.0%	240mV	90%

100W (HDR-100)



Model No.	Output	Tol.	R&N	Effi.
HDR-100-12	12V, 7.5A	±2.0%	120mV	88%
HDR-100-15	15V, 6.34A	±1.0%	120mV	89%
HDR-100-24	24V, 3.96A	±1.0%	150mV	90%
HDR-100-48	48V, 1.98A	±1.0%	240mV	91%

MDR Series

Plastic Case — 10~96W Ultra Slim



Features

- Universal AC input / Full range
- Built-in active PFC and over temp. protection (MDR-100)
- **Class I, Div 2 Hazardous Locations T4(MDR-40/60)**
- Protections: Short circuit / Overload / Over voltage
- Built-in constant current limiting circuit (MDR-20~100)
- Cooling by free air convection
- Working temperature: -20~+70°C by models
- Can be installed on DIN rail TS-35 / 7.5 or 15
- No load power consumption <0.75W (<1W for MDR-100)
- DC OK signal output (MDR-10/20);
DC OK relay contact (MDR-40/60/100)
- DC output voltage adjustable (MDR-20~100)
- LED indicator for power on
- 3 years warranty



Dimension (WxHxD)

MDR-10	22.5x 90x 100mm
MDR-20	22.5x 90x 100mm
MDR-40	40x 90x 100mm
MDR-60	40x 90x 100mm
MDR-100	55x 90x 100mm

10W (MDR-10)



Model No.	Output	Tol.	R&N	Effi.
MDR-10-5	5V, 2.0A	±5%	80mV	77%
MDR-10-12	12V, 0.84A	±3%	120mV	81%
MDR-10-15	15V, 0.67A	±3%	120mV	81%
MDR-10-24	24V, 0.42A	±2%	150mV	84%

60W (MDR-60)



Model No.	Output	Tol.	R&N	Effi.
MDR-60-5	5V, 10.0A	±2%	80mV	78%
MDR-60-12	12V, 5.00A	±1%	120mV	86%
MDR-60-24	24V, 2.50A	±1%	150mV	88%
MDR-60-48	48V, 1.25A	±1%	200mV	87%

20W (MDR-20)



Model No.	Output	Tol.	R&N	Effi.
MDR-20-5	5V, 3.0A	±2%	80mV	76%
MDR-20-12	12V, 1.67A	±1%	120mV	80%
MDR-20-15	15V, 1.34A	±1%	120mV	81%
MDR-20-24	24V, 1.00A	±1%	150mV	84%

96W (MDR-100)



Model No.	Output	Tol.	R&N	Effi.
MDR-100-12	12V, 7.5A	±1%	120mV	83%
MDR-100-24	24V, 4.0A	±1%	150mV	86%
MDR-100-48	48V, 2.0A	±1%	200mV	87%

40W (MDR-40)



Model No.	Output	Tol.	R&N	Effi.
MDR-40-5	5V, 6.00A	±2%	80mV	78%
MDR-40-12	12V, 3.33A	±1%	120mV	86%
MDR-40-24	24V, 1.70A	±1%	150mV	88%
MDR-40-48	48V, 0.83A	±1%	200mV	88%



Energy Saving –

We care about energy saving. This logo represents that this model has “low no load power consumption” !

EDR/NDR Series

Metal Case — 75~480W Slim & Economical



Features

- Universal AC input / Full range
- Built-in active PFC function(NDR-240/480)
- High efficiency up to 92.5%
- Protections: Short circuit / Overload / Over voltage / Over temperature
- Built-in constant current limiting circuit
- Cooling by free air convection
- Working temperature: -20~+60°C(EDR), -20~+70°C(NDR)
- DC output voltage adjustable
- Can be installed on DIN rail TS-35 / 7.5 or 15
- 3 years warranty (2 years warranty for EDR)



Dimension (WxHxD)

EDR-75	32x 125.2x 102mm	EDR-150	40x 125.2x 113.5mm
EDR-120	40x 125.2x 113.5mm		



Dimension (WxHxD)

NDR-75	32x 125.2x 102mm	NDR-240	63x 125.2x 113.5mm
NDR-120	40x 125.2x 113.5mm	NDR-480	85.5x 125.2x 128.5mm

75W (EDR-75)



Model No.	Output	Tol.	R&N	Effi.
EDR-75-12	12V, 6.3A	±2.0%	80mV	85.5%
EDR-75-24	24V, 3.2A	±1.0%	120mV	87.5%
EDR-75-48	48V, 1.6A	±1.0%	150mV	88.5%

75W (NDR-75)



Model No.	Output	Tol.	R&N	Effi.
NDR-75-12	12V, 6.3A	±2.0%	80mV	85.5%
NDR-75-24	24V, 3.2A	±1.0%	150mV	88.0%
NDR-75-48	48V, 1.6A	±1.0%	240mV	89.0%

120W (EDR-120)



Model No.	Output	Tol.	R&N	Effi.
EDR-120-12	12V, 10A	±2.0%	100mV	85.0%
EDR-120-24	24V, 5.0A	±1.0%	120mV	87.5%
EDR-120-48	48V, 2.5A	±1.0%	150mV	88.5%

120W (NDR-120)



Model No.	Output	Tol.	R&N	Effi.
NDR-120-12	12V, 10A	±2.0%	100mV	85.5%
NDR-120-24	24V, 5.0A	±1.0%	120mV	88.0%
NDR-120-48	48V, 2.5A	±1.0%	150mV	89.0%

150W (EDR-150)



Model No.	Output (230VAC/115VAC)	Tol.	R&N	Effi.
EDR-150-24	24V, 6.5A/5.2A	±1.0%	150mV	87.0%

240W (NDR-240)



Model No.	Output	Tol.	R&N	Effi.
NDR-240-24	24V, 10A	±1.0%	150mV	88.5%
NDR-240-48	48V, 5.0A	±1.0%	150mV	90.0%

EDR vs. NDR

Difference Series	EMI	Working Temp.	Warranty
EDR	Class A	-20~+60°C	2 years
NDR	Class B	-20~+70°C	3 years

480W (NDR-480)



Model No.	Output	Tol.	R&N	Effi.
NDR-480-24	24V, 20A	±1.0%	150mV	92.5%
NDR-480-48	48V, 10A	±1.0%	150mV	92.5%

SDR Series

Metal Case — 75~960W Slim & High Efficiency



Features

- Universal AC input / Full range
(AC input 180~264VAC only for SDR-960)
- Built-in active PFC function (SDR-120/240/480/960)
- **High efficiency up to 94%**
- Protections: Short circuit / Overload /
Over voltage / Over temperature
- Built-in constant current limiting circuit
- Cooling by free air convection
- Working temperature: -30~+70°C
- Can be installed on DIN rail TS-35 / 7.5 or 15
- Built-in DC OK relay contact (SDR-120/240/480/960)
- DC output voltage adjustable
- **150% peak load capability (130% for SDR-960)**
- **Current sharing up to 3840W (7+1) for SDR-480P;**
Current sharing up to 3840W (3+1) for SDR-960
- Comply with GL (SDR-120/240/480);
Comply with SEMI F47 (SDR-75/120/240/480)
- 3 years warranty



Dimension (WxHxD)

SDR-75	32x 125.2x 102mm
SDR-120	40x 125.2x 113.5mm
SDR-240	63x 125.2x 113.5mm
SDR-480□	85.5x 125.2x 128.5mm
SDR-960	110x 125.2x 150mm

75W (SDR-75)



Model No.	Output	Tol.	R&N	Effi.
SDR-75-12	12V, 6.3A	±1.0%	100mV	88.5%
SDR-75-24	24V, 3.2A	±1.0%	100mV	89.0%
SDR-75-48	48V, 1.6A	±1.0%	120mV	90.0%

480W (SDR-480□)



Model No.	Output	Tol.	R&N	Effi.
SDR-480□-24	24V, 20A	±1.2%	100mV	94.0%
SDR-480□-48	48V, 10A	±1.0%	120mV	94.0%

□=blank, P ; Blank: basic function, P: with parallel function

120W (SDR-120)



Model No.	Output	Tol.	R&N	Effi.
SDR-120-12	12V, 10A	±1.0%	100mV	89.0%
SDR-120-24	24V, 5.0A	±1.0%	100mV	91.0%
SDR-120-48	48V, 2.5A	±1.0%	120mV	90.5%

960W (SDR-960)



Model No.	Output	Tol.	R&N	Effi.
SDR-960-24	24V, 40A	±1.0%	180mV	94.0%
SDR-960-48	48V, 20A	±1.0%	250mV	94.0%

240W (SDR-240)



Model No.	Output	Tol.	R&N	Effi.
SDR-240-24	24V, 10A	±1.0%	100mV	94.0%
SDR-240-48	48V, 5.0A	±1.0%	120mV	94.0%

WDR/TDR Series



Metal Case — 120~480W Slim Wide Input Range / 480~960W Slim 3-phase

Features

- **AC input range:**
 WDR - Single and two phase, 180~550VAC wide input
 TDR - Three phase, 340~550VAC input
- Width only 110mm for TDR-960; 85.5mm for TDR-480
- Built-in active PFC function (except for WDR-120)
- **High efficiency up to 94.5%**
- Protections: Short circuit / Overload / Over voltage / Over temperature
- Built-in constant current limiting circuit
- Cooling by free air convection
- Working temperature: -30~+70°C
- Can be installed on DIN rail TS-35/7.5 or 15
- Built-in DC OK relay contact (optional for TDR-480)
- Current sharing up to 3840W(3+1) for TDR-960
- 3 years warranty



Dimension (WxHxD)

WDR-120	40x 125.2x 113.5mm	WDR-480	85.5x 125.2x 128.5mm
WDR-240	63x 125.2x 113.5mm		



Dimension (WxHxD)

TDR-480	85.5x 125.2x 128.5mm
TDR-960	110x 125.2x 150mm

120W (WDR-120)



Model No.	Output	Tol.	R&N	Effi.
WDR-120-12	12V, 10A	±1.5%	120mV	89.5%
WDR-120-24	24V, 5.0A	±1.0%	120mV	91.0%
WDR-120-48	48V, 2.5A	±1.0%	150mV	92.0%

240W (WDR-240)



Model No.	Output	Tol.	R&N	Effi.
WDR-240-24	24V, 10A	±1.0%	150mV	91%
WDR-240-48	48V, 5.0A	±1.0%	150mV	91%

480W (WDR-480)



Model No.	Output	Tol.	R&N	Effi.
WDR-480-24	24V, 20A	±1.0%	100mV	92%
WDR-480-48	48V, 10A	±1.0%	150mV	93%

480W (TDR-480)



Model No.	Output	Tol.	R&N	Effi.
TDR-480-24	24V, 20A	±1.0%	150mV	92.0%
TDR-480-48	48V, 10A	±1.0%	240mV	92.0%

960W (TDR-960)



Model No.	Output	Tol.	R&N	Effi.
TDR-960-24	24V, 40A	±1.0%	180mV	94.0%
TDR-960-48	48V, 20A	±1.0%	250mV	94.5%

WDR vs. TDR

Series	Difference	AC Input Voltage
	WDR	
TDR		3-phase; 340~550VAC

DR/DRP Series

Metal Case — 45~480W



Features

- 85~264VAC input (DR-45/75, DRP-240)
115VAC/230VAC selectable by switch (DR-120, DRP-480S)
180~264VAC only (DRP-480)
- Built-in active PFC function (DRP-240);
Passive PFC(DRP-480/480S)
- Protections: Short circuit / Overload / Over voltage /
Over temperature
- Built-in constant current limiting circuit
- Cooling by free air convection
- Working temperature: -20~+70°C by models
- Can be installed on DIN rail TS-35 / 7.5 or 15
- LED indicator for power on
- 3 years warranty



Dimension (WxHxD)

DR-45	78x 93x 67mm
DR-75	55.5x 125.2x 100mm
DR-120	65.5x 125.2x 100mm
DRP-240	125.5x 125.2x 100mm
DRP-480	227x 125.2x 100mm
DRP-480S	227x 125.2x 100mm

45W (DR-45)



Model No.	Output	Tol.	R&N	Effi.
DR-4505	5V, 5.0A	±2.0%	100mV	72%
DR-4512	12V, 3.5A	±1.0%	200mV	77%
DR-4515	15V, 2.8A	±1.0%	240mV	77%
DR-4524	24V, 2.0A	±1.0%	480mV	80%

75W (DR-75)



Model No.	Output	Tol.	R&N	Effi.
DR-75-12	12V, 6.3A	±2.0%	100mV	76%
DR-75-24	24V, 3.2A	±1.0%	150mV	80%
DR-75-48	48V, 1.6A	±1.0%	240mV	81%

120W (DR-120)



Model No.	Output	Tol.	R&N	Effi.
DR-120-12	12V, 10A	±2.0%	80mV	80%
DR-120-24	24V, 5.0A	±1.0%	80mV	84%
DR-120-48	48V, 2.5A	±1.0%	100mV	85%

240W (DRP-240)



Model No.	Output	Tol.	R&N	Effi.
DRP-240-24	24V, 10A	±1.0%	80mV	84.0%
DRP-240-48	48V, 5.0A	±1.0%	150mV	85.0%

480W (DRP-480)



Model No.	Output	Tol.	R&N	Effi.
DRP-480-24	24V, 20A	±1.0%	120mV	89.0%
DRP-480-48	48V, 10A	±1.0%	120mV	89.0%

480W (DRP-480S)



Model No.	Output	Tol.	R&N	Effi.
DRP-480S-24	24V, 20A	±1.0%	120mV	89.0%
DRP-480S-48	48V, 10A	±1.0%	120mV	89.0%

DRH/DRT Series

Metal Case — 120~960W 3-phase



Features

- Input 340~550VAC, 3-phase (2-phase for DRH-120)
- Protections: Short circuit / Overload / Over voltage / Over temperature
- Built-in constant current limiting circuit
- Cooling by free air convection
- Working temperature: -20~+70°C by models
- Can be installed on DIN rail TS-35 / 7.5 or 15
- Optional parallel function (1+1) (960W only)
- LED indicator for power on
- 3 years warranty



Dimension (WxHxD)

DRH-120	65.5x 125.2x 100mm
DRT-240	125.5x 125.2x 100mm
DRT-480	227x 125.2x 100mm
DRT-960	276x 125.2x 100mm

120W (DRH-120) (2-phase)



Model No.	Output	Tol.	R&N	Effi.
DRH-120-24	24V, 0~5.0A	±1.0%	80mV	85%
DRH-120-48	48V, 0~2.5A	±1.0%	80mV	86%

240W (DRT-240) (3-phase)



Model No.	Output	Tol.	R&N	Effi.
DRT-240-24	24V, 0~10A	±1.0%	80mV	89%
DRT-240-48	48V, 0~5.0A	±1.0%	80mV	89%

480W (DRT-480) (3-phase)



Model No.	Output	Tol.	R&N	Effi.
DRT-480-24	24V, 0~20A	±1.0%	80mV	89%
DRT-480-48	48V, 0~10A	±1.0%	80mV	90%

960W (DRT-960) (3-phase)



Model No.	Output	Tol.	R&N	Effi.
DRT-960-24	24V, 0~40A	±1.0%	80mV	91%
DRT-960-48	48V, 0~20A	±1.0%	80mV	92%

DR-RDN20 / DR-UPS40

Peripheral Module

20A Power Supply Redundant Module

DR-RDN20 is a 20A redundancy (decoupling) module for the 24VDC power system. Containing 2 sets of 20A Or-ing diodes with wonderful heat dissipation deployment, DR-RDN20 offers a safe option of 1+N redundant set-up. Not only perfectly decouple power sources from each other as well as from the load, DR-RDN-20 also provides users monitoring signals for both input channels through the built-in relays.



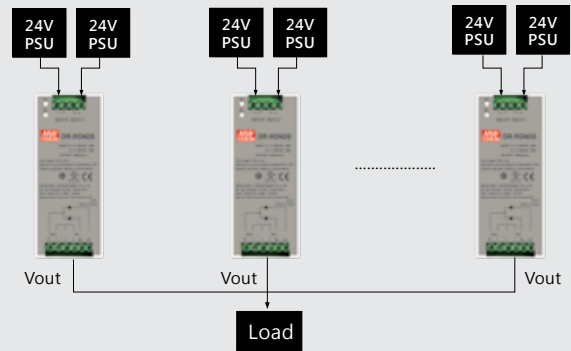
Features

- Suitable for redundant operation of 24V system
- Can be installed on DIN rail TS-35 / 7.5 or 15
- Relay contact signal output and LED indicator for input failure alarm
- Cooling by free air convection
- Working temperature: -40~+70°C
- 3 years warranty

Model No.	Output	Reverse Voltage	Current
DR-RDN20	24V, 20A	30V max.	20A max.

Example of Application

1+N Redundancy : Using 1 more PSU as the redundant unit



40A DC UPS Module

DR-UPS40 is a 40A max. DC UPS (battery control) module for the 24VDC power system. Accompany with external batteries, it can back-up up to 40A of current to critical loads for certain period of time depending on the capacity of batteries. With complete monitoring signals / LED indicators for DC BUS OK, Battery Fail, Battery Discharge, and the repeated Battery Test function to check the situation of external batteries, users can customize their own DC UPS system to back up critical loads and capture the status of the whole system easily.



Features

- Battery controller for DIN rail UPS system
- Parallel connected to DC BUS
- Suitable for 24V system up to 40A
- Can be installed on DIN Rail TS-35 / 7.5 or 15
- Built-in battery test function
- Battery polarity protection
- Relay contact signal output and LED indicator for DC BUS OK, Battery Fail, and Battery Discharge
- Cooling by free air convection
- Working temperature: -20~+70°C
- 3 years warranty

Model No.	DC BUS Voltage	DC BUS Current
DR-UPS40	24~29V	40A max.

Example of Application



DRA/DRC Series

40W & 60W Output Current Programmable /
40~100W Battery Charger with UPS Function

Features

- Universal AC input / Full range
- **Io can be trimmed 10~100% by 1~10Vdc, PWM signal or resistance**
- Protections: Short circuit / Overload / Over voltage
- Cooling by free air convection
- Working temperature: -30~+70°C



- Can be installed on DIN rail TS-35 / 7.5 or 15
- Pass LPS
- LED indicator for power on
- **Suitable for machine vision inspection system and plant cultivation application**
- 3 years warranty

40W (DRA-40)

Model No.	Output	Tol.	R&N	Effi.
DRA-40-12	12V, 3.34A	±1.0%	120mV	85%
DRA-40-24	24V, 1.7A	±1.0%	150mV	87%

60W (DRA-60)

Model No.	Output	Tol.	R&N	Effi.
DRA-60-12	12V, 5A	±1.0%	120mV	85%
DRA-60-24	24V, 2.5A	±1.0%	150mV	87%

Features

- Universal AC input / Full range
- **Single output with battery charger (UPS function)**
- Protections: Short circuit / Overload / Over voltage / Battery low protection / Battery reverse polarity protection by fuse
- Alarm signal for AC OK and battery low
- Cooling by free air convection
- Working temperature: -30~+70°C
- Can be installed on DIN rail TS-35/7.5 or 15



- Pass LPS (DRC-40/60)
- LED indicator for power on
- **Suitable for security application**
- 3 years warranty

40W (DRC-40)

Model No.	Output	Tol.	R&N	Effi.	Max.
DRC-40A	13.8V, 2.9A	±1%	120mV	86%	40W
	13.8V, 1.0A (Charger)				
DRC-40B	27.6V, 1.45A	±1%	200mV	87%	40W
	27.6V, 0.5A (Charger)				

60W (DRC-60)

Model No.	Output	Tol.	R&N	Effi.	Max.
DRC-60A	13.8V, 4.3A	±1%	120mV	86%	59W
	13.8V, 1.5A (Charger)				
DRC-60B	27.6V, 2.15A	±1%	200mV	88%	59W
	27.6V, 0.75A (Charger)				

100W (DRC-100)

Model No.	Output	Tol.	R&N	Effi.	Max.
DRC-100A	13.8V, 7A	±1%	120mV	87%	97W
	13.8V, 2.5A (Charger)				
DRC-100B	27.6V, 3.5A	±1%	240mV	89%	97W
	27.6V, 1.25A (Charger)				

KNX-20E-640

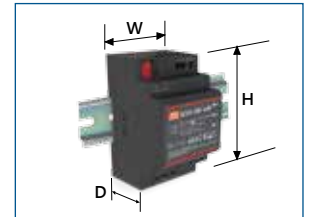
20W KNX Power Supply

Features

- EIB / KNX power supply with integrated choke
- Compact size with 3SU(52.5mm) width
- 180~264VAC input
- No load power consumption <0.5W
- 200ms mains failure back-up time
- Button for bus reset on top
- Protections: Short circuit / Overload (short-circuit-proof) / Over voltage
- Cooling by free air convection
- Working temperature: -30~+70°C
- Isolation class I
- LED indicator for normal operation, bus reset and bus overload
- Can be installed on DIN rail TS-35/7.5 or 15
- 3 years warranty



SELV KNX  
EN61558-1
EN61558-2-16



W52.5x H90x D55mm

Model No.	V _{out1} (with choke)	V _{out2} (without choke)	I _{out} (I ₁ +I ₂)	R&N	Effi.
KNX-20E-640	Bus, 30VDC	30VDC	640mA	100mV	86%

Applications

The KNX Power Supply KNX-20E-640 is a 640mA power supply with high efficiency and a small footprint of only 3SU (52.5 mm). The device has a KNX bus choke output and an additional output for ancillary power.






















The -30~+70°C wide temperature operating range can meet all kinds of applications. LED indicators are used in case of normal operation, overload conditions and RESET operation. It is perfectly suitable to power up any products labeled with the KNX trademark. With over 30 years of industrial power supply experience, KNX-20E-640 is engineered to be a reliable and safe solution for KNX bus environment.

Safety Chart

Series Name	Safety								EMC		
	UL508	UL60950-1	TUV EN60950-1	TUV EN61558-1, -2-16	SEMI	GL	CB	CE	EN55022 Class	EN55011	EN50491-5-1, -5-2, -5-3
DR-15/30/60/100		●	●				●	●	B	●	
HDR-15	●	●		●			●	●	B	●	
HDR-30	●	●		●			●	●	B	●	
HDR-60	●	●		●			●	●	B	●	
HDR-100	●	●		●			●	●	B	●	
MDR-10	●		●				●	●	B	●	
MDR-20	●		●				●	●	B	●	
MDR-40	●	●	●				●	●	B	●	
MDR-60	●	●	●				●	●	B	●	
MDR-100	●		●					●	B	●	
EDR-75/120/150	●		●				●	●	A	●	
NDR-75/120/240/480	●		●				●	●	B	●	
SDR-75	●		●		●		●	●	B	●	
SDR-120	●		●		●	●	●	●	B	●	
SDR-240	●		●		●	●	●	●	B	●	
SDR-480 ^P	●		●		●	●	●	●	B	●	
SDR-960	●		●				●	●	B	●	
WDR-120/240/480	●						●	●	B	●	
TDR-480	●						●	●	B	●	
TDR-960	●						●	●	B	●	
DR-45/75	●		●				●	●	B	●	
DR-120/240/480/480S	●	●	●				●	●	B	●	
DRH-120		●					●	●	B	●	
DRT-240/480/960	●	●	●				●	●	B	●	
DRA-40/60		●	●				●	●	B	●	
DRC-40/60/100		●	●				●	●	B	●	
KNX-20E				●				●		●	●
DR-RDN20	●							●	B	●	
DR-UPS40								●	B	●	

Selection Guide

Category	Model		Power (W)	PFC	Input voltage (VAC)	Output voltage (VDC)	Dimension (mm)	Key features	
	Series name	Picture							
Plastic case	DR-15		15	-	85~264	5, 12, 15, 24	25 x 93 x 56	 Step shape	
	DR-30		30				78 x 93 x 56		
	DR-60		60		88~264	12, 15, 24	100 x 93 x 56		
	DR-100		100						
	DR-45		45	-	85~264	5, 12, 15, 24	78 x 93 x 67	 Class I	
	HDR-15		15	-	85~277	5, 12, 15, 24, 48	17.5 x 90 x 55	 Slim step shape	
	HDR-30		30				35 x 90 x 55		
	HDR-60		60				52.5 x 90 x 55		
	HDR-100		100				70 x 90 x 55		
	MDR-10		10	-	85~264	5, 12, 15, 24	22.5 x 90 x 100	 DC OK Class I Div 2 / HL (MDR-40/60)	
MDR-20	20		5, 12, 24, 48				40 x 90 x 100		
MDR-40	40					12, 24, 48			55 x 90 x 100
MDR-60	60								
MDR-100	96								
Metal case	EDR-75		75	-	90~264	12, 24, 48	32 x 125.2 x 102	 Slim & Low cost	
	EDR-120		120				40 x 125.2 x 113.5		
	EDR-150		150			24			
	NDR-75		75	-	90~264	12, 24, 48	32 x 125.2 x 102	 Slim & Economical	
	NDR-120		120				40 x 125.2 x 113.5		
	NDR-240		240			24, 48	63 x 125.2 x 113.5		
	NDR-480		480						85.5 x 125.2 x 128.5
	SDR-75		75	-	88~264	12, 24, 48	32 x 125.2 x 102	 Parallel (SDR-480P/960) DC OK (except for SDR-75) Peak 150% load (130% for SDR-960) Slim & High efficiency	
	SDR-120		120				40 x 125.2 x 113.5		
	SDR-240		240			63 x 125.2 x 113.5			
SDR-480P	480		24, 48				85.5 x 125.2 x 128.5		
SDR-960	960					90~264			110 x 125.2 x 150
				180~264					

Category	Model		Power (W)	PFC	Input voltage (VAC)	Output voltage (VDC)	Dimension (mm)	Key features
	Series name	Picture						
Metal case	WDR-120		120	-	180~550 1&2-phase	12, 24, 48	40 x 125.2 x 113.5	 Class I Slim & Wide input range
	WDR-240		240	V		24, 48	63 x 125.2 x 113.5	
	WDR-480		480				85.5 x 125.2 x 128.5	
	TDR-480		480	V	340~550 3-phase (2-phase possible)	24, 48	85.5 x 125.2 x 128.5	 Class I  Parallel  DC OK (TDR-960) (optional for TDR-480)
	TDR-960		960				110 x 125.2 x 150	
	DR-75		75	-	85~264	12, 24, 48	55.5 x 125.2 x 100	 Class I
	DR-120		120		115/230 by S.W		65.5 x 125.2 x 100	
	DRP-240		240	V	85~264	24, 48	125.5 x 125.2 x 100	
	DRP-480				180~264		227 x 125.2 x 100	
	DRP-480S				115/230 by S.W			
	DRH-120		120	-	340~550 2-phase	24, 48	65.5 x 125.2 x 100	 Class I  Parallel (DRT-960) 3-phase
	DRT-240		240		340~550 3-phase (2-phase possible)		125.5 x 125.2 x 100	
DRT-480	480				227 x 125.2 x 100			
DRT-960	960				276 x 125.2 x 100			
Accessories	DR-RDN20		-	-	21~28VDC	24	55.5 x 125.2 x 100	 Class I 20A redundant module
	DR-UPS40		-	-	24~29VDC	24~29		 Class I 40A DC UPS module
Specific	DRA-40		40	-	90~264	12, 24	40 x 90 x 100	 Class I Io programmable 10~100%
	DRA-60		60					
Security	DRC-40		40	-	90~264	13.8, 27.6	40 x 90 x 100	 Class I Battery charger with UPS function
	DRC-60		60					
	DRC-100		100				55x 90x 100	
KNX Power	KNX-20E-640		20	-	180~264	30	52.5 x 90 x 55	 Class I 

Taiwan (Headquarters)

MEAN WELL ENTERPRISES CO., LTD.

No. 28, Wuquan 3rd Road, Wugu District,

New Taipei City, Taiwan, 24891


Tel +886-2-2299-6100(rep.)

Fax +886-2-2299-6200(rep.)

+886-2-2298-0818(sales)

e-mail info@meanwell.com

Web www.meanwell.com



info@meanwell.com
www.meanwell.com



China

MEAN WELL (GUANGZHOU) ELECTRONICS CO., LTD.

2F, A Building, Yuan Industry Park, Huangcun,

Dongpu Town, Tianhe District, Guangzhou, China

Tel +86-20-2887-1200 +86-755-2359-1630 (Shenzhen Office)

+86-10-5200-1817 (Beijing Office)

Fax +86-20-8201-0507 +86-20-8201-0507 (Shenzhen Office)

e-mail info@meanwell.com.cn Web www.meanwell.com.cn

SUZHOU MEAN WELL TECHNOLOGY CO., LTD.

No.77, Jian-Ming Rd. Dong-Qiao, Pan-Yang Ind. Park, Huang-Dai Town,

Xiang-Cheng District, Suzhou, Jiang-Su, China

Tel +86-512-6508-8600

Fax +86-512-6508-8700

e-mail info@meanwell.cc

Web www.meanwell.cc

U.S.A.

MEAN WELL USA, INC.

44030 Fremont Blvd., Fremont, CA 94538, U.S.A.

Tel +1-510-683-8886

Fax +1-510-683-8899

e-mail info@meanwellusa.com Web www.meanwellusa.com

Europe

MEAN WELL EUROPE B.V.

Langs de Werf 8, 1185XT Amstelveen, the Netherlands

Tel +31-20-758-6000

Fax +31-20-758-6001

e-mail info@meanwell.eu Web www.meanwell.eu



August 2016

X-ON Electronics

Largest Supplier of Electrical and Electronic Components

Click to view similar products for [DIN Rail Power Supplies](#) category:

Click to view products by [Mean Well](#) manufacturer:

Other Similar products are found below :

[PS-3015](#) [PSP-480S48](#) [PSR-SD25](#) [PS-S6024](#) [DR-45-24](#) [DRP048V120W1BA](#) [DVP01PU-S](#) [DVP06AD-S](#) [DVP06XA-S](#) [DVDPNET-SL](#)
[DVPDT01-S](#) [DVPPS01](#) [DVPPS02](#) [KHNA30F-5](#) [KHNA60F-24](#) [S8JX-G01524](#) [S8JX-G01548C](#) [S8JX-G03512D](#) [S8VS-09024B-F](#) [PS-6012](#)
[PS9Z-5R1G](#) [PS-C24024](#) [PSC-9648](#) [5607189](#) [KHNA30F-24](#) [KHNA480F-24](#) [KHNA90F-12](#) [KHNA90F-24](#) [DVP08ST11N](#) [DVPACAB530](#)
[DVPCOPM-SL](#) [DVPEN01-SL](#) [DVPPF01-S](#) [S8JX-G10012](#) [S8JX-G15024](#) [CBI1210A](#) [SS14011524](#) [S8JX-G01505C](#) [S8TS-06024-E1](#) [PS-](#)
[S2012](#) [PSW-12024](#) [PS-UPS40](#) [PSC-6024](#) [S8VS-48024A-F](#) [PSD-A60W12](#) [96PS-A120WDIN](#) [PSD-A60W48](#) [S8JX-G03515CD](#) [PSD-](#)
[A40W12](#) [PSD-A40W24](#)