


THT Power Inductors

For Class D and Digital Amplifier Applications



- Low cost, using gapped toroid technology
- Designed to match Zetex IC ZXCD1000 (PG0035, PG0036 and PG0058) and ZXCW8100 (PG0058)
- Robust with high performance

Electrical Specifications @ 25°C - Operating Temperature -40°C to +125°C

Part Number	Inductance @ Irated (μH TYP)	I _{rated} ² (A)	DCR (mΩ)		Inductance @ 0A _{DC} (μH ±10%)	Saturation Current I _{SAT} ³ (A)			Heating Current I _{bc} ⁴ (A)
			TYP	MAX		@ -40°C	@ 25°C	@ 120°C	
PG0035NL (with base)	19.5	3	66	93	20	7.0	6.0	4.0	3
PG0036NL	19.5	3	74	93	20	7.0	6.0	4.0	3
PG0058NL	19.5	8	8.6	12	20	8.5	8.0	7.0	11

Mechanicals

PG0035NL

Dimensions: Inches / mm

Unless otherwise specified, all tolerances are ± .010 / 0,25

PG0058NL

	PG0035	PG0036	PG0058
Weight	2.7 grams	2.3 grams	11.3 grams
Tray	100/tray	65/tray	60/tray

Schematic

SUGGESTED PCB LAYOUT

PG0036NL

SUGGESTED PCB LAYOUT

Schematic

PG0035NL / PG0036NL / PG0058NL

USA 858 674 8100

Germany 49 7032 7806 0

Singapore 65 6287 8998

Shanghai 86 21 62787060

China 86 755 33966678

Taiwan 886 3 4356768

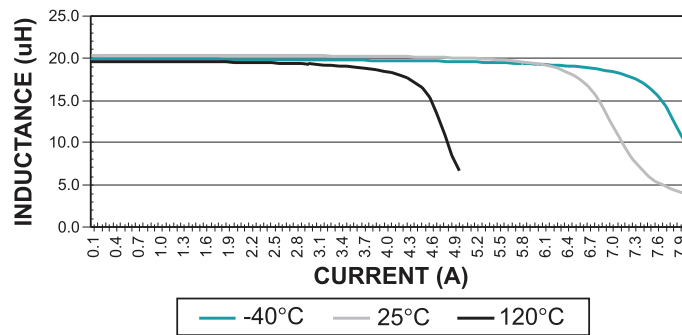
THT Power Inductors

For Class D and Digital Amplifier Applications

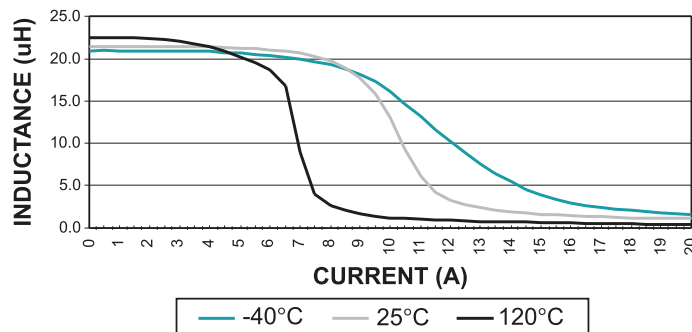
Notes from Tables

1. Inductance at I_{rated} is a typical inductance value measured when the inductor is subjected to the rated current.
 2. The rated current listed is the lower of the saturation current @ 25°C or the heating current.
 3. The saturation current, I_{sat} , is the current at which the component inductance drops by 10% at the stated ambient temperatures (-40°C, 25°C, 120°C). This current is determined by placing the component in the specified ambient environment and applying a short duration pulse current (to eliminate self-heating effects) to the component.
 4. The heating current, I_{hc} , is the DC current required to raise the component temperature by approximately 40°C. The heating current is determined by mounting the component on a typical PCB and applying current for 30 minutes.
 5. **PG0035NL** and **PG0036NL** is used for the 25W-50W version of ZXCD1000 chipset while **PG0058NL** is used for the 100W version of ZXCD1000 and for the new digital audio amplifier chipset ZXCW8100.
- * Contact Pulse for availability

PG0035/36 TYPICAL INDUCTANCE VS. DC BIAS At Different Ambient Temperature



PG0058 TYPICAL INDUCTANCE VS. DC BIAS At Different Ambient Temperature



For More Information

Pulse Worldwide Headquarters
12220 World Trade Drive
San Diego, CA
92128
U.S.A.

Tel: 858 674 8100
Fax: 858 674 8262

Pulse Europe
Einsteinstrasse 1
D-71083 Herrenberg
Germany

Tel: 49 7032 78060
Fax: 49 7032 7806 135

Pulse China Headquarters
B402, Shenzhen Academy of
Aerospace Technology Bldg.
10th Kejian Road
High-Tech Zone
Nanshan District
Shenzhen, PR China
518057
Tel: 86 755 33966678
Fax: 86 755 33966700

Pulse North China
Room 2704/2705
Super Ocean Finance
Ctr.
2067 Yan An Road
West
Shanghai 200336
China
Tel: 86 21 62787060
Fax: 86 2162786973

Pulse South Asia
135 Joo Seng Road
#03-02
PM Industrial Bldg.
Singapore 368363
Tel: 65 6287 8998
Fax: 65 6287 8998

Pulse North Asia
3F, No. 198
Zhongyuan Road
Zhongli City
Taoyuan County 320
Taiwan R. O. C.
Tel: 886 3 4356768
Fax: 886 3 4356823 (Pulse)
Fax: 886 3 4356820 (FRE)

Performance warranty of products offered on this data sheet is limited to the parameters specified. Data is subject to change without notice. Other brand and product names mentioned herein may be trademarks or registered trademarks of their respective owners. © Copyright, 2015. Pulse Electronics, Inc. All rights reserved.

X-ON Electronics

Largest Supplier of Electrical and Electronic Components

Click to view similar products for [Fixed Inductors](#) category:

Click to view products by [Pulse manufacturer](#):

Other Similar products are found below :

[MLZ1608M6R8WTD25](#) [MLZ1608N6R8LT000](#) [MLZ1608N3R3LTD25](#) [MLZ1608N3R3LT000](#) [MLZ1608N150LT000](#)

[MLZ1608M150WTD25](#) [MLZ1608M3R3WTD25](#) [MLZ1608M3R3WT000](#) [MLZ1608M150WT000](#) [MLZ1608A1R5WT000](#)

[MLZ1608N1R5LT000](#) [B82432C1333K000](#) [PCMB053T-1R0MS](#) [PCMB053T-1R5MS](#) [PCMB104T-1R5MS](#) [CR32NP-100KC](#) [CR32NP-](#)

[151KC](#) [CR32NP-180KC](#) [CR32NP-181KC](#) [CR32NP-1R5MC](#) [CR32NP-390KC](#) [CR32NP-3R9MC](#) [CR32NP-680KC](#) [CR32NP-820KC](#)

[CR32NP-8R2MC](#) [CR43NP-390KC](#) [CR43NP-560KC](#) [CR43NP-680KC](#) [CR54NP-181KC](#) [CR54NP-470LC](#) [CR54NP-820KC](#) [CR54NP-8R5MC](#)

[MGDQ4-00004-P](#) [MGDU1-00016-P](#) [MHL1ECTTP18NJ](#) [MHL1JCTTD12NJ](#) [PE-51506NL](#) [PE-53601NL](#) [PE-53630NL](#) [PE-53824SNLT](#) [PE-](#)

[62892NL](#) [PE-92100NL](#) [PG0434.801NLT](#) [PG0936.113NLT](#) [PM06-2N7](#) [PM06-39NJ](#) [HC2LP-R47-R](#) [HC2-R47-R](#) [HC3-2R2-R](#) [HC8-1R2-R](#)