



FEATURES



- Common mode choke for high current up to 65Adc
- Excellent common mode impedance and noise suppression
- Compact size & robust construction
- Operating temperature -40°C to 155°C (Including self-heating)
- Through hole installation
- Very low DCR

APPLICATIONS

- Power line applications
- Industry Device
- Telecom Device

ELECTRICAL SPECIFICATIONS

PART NUMBER	TYPICAL IMPEDANCE (Ω)				TYPICAL PEAK IMPEDANCE (Ω)	TYPICAL PEAK IMPEDANCE FREQUENCY (MHz)	DCR MAX (mΩ)	RATED CURRENT
	Z@ 25 MHz	Z@ 100 MHz	Z@ 500 MHz	Z@ 1 GHz				
CM8663Z161B-10	85	160	210	140	300	340	0.15	65Adc

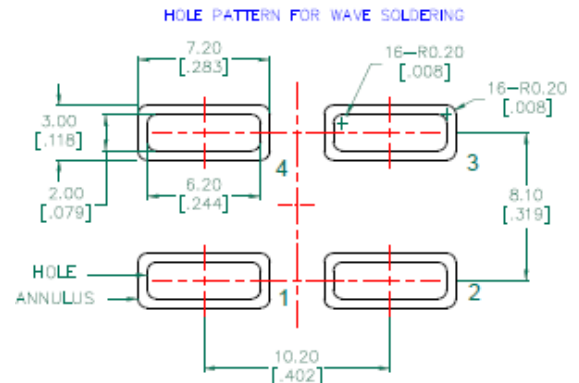
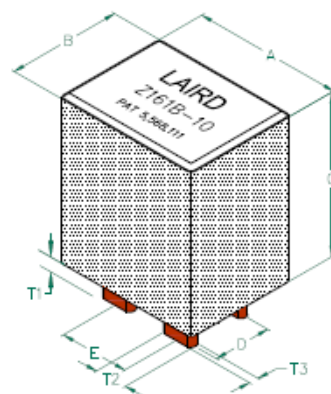
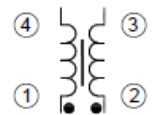
Remark: Rated current is DC current that causes the temperature rise (<55°C) from 25°C ambient.

SHAPES AND DIMENSIONS

Unit:mm

A	B	C	D
22.00±0.40	16.00±0.30	16.50±0.25	8.10±0.25
E	T1	T2	T3
10.20±0.50	3.05±0.33	5.50±0.05	1.40±0.05

EQUIVALENT CIRCUIT



USA: +1.423.308.1690
Europe: +42.0.4885.7511.1
Asia: +86.757.2563.8860

MCP-DS-HIGH CURRENT POWER LINE CMC 1015

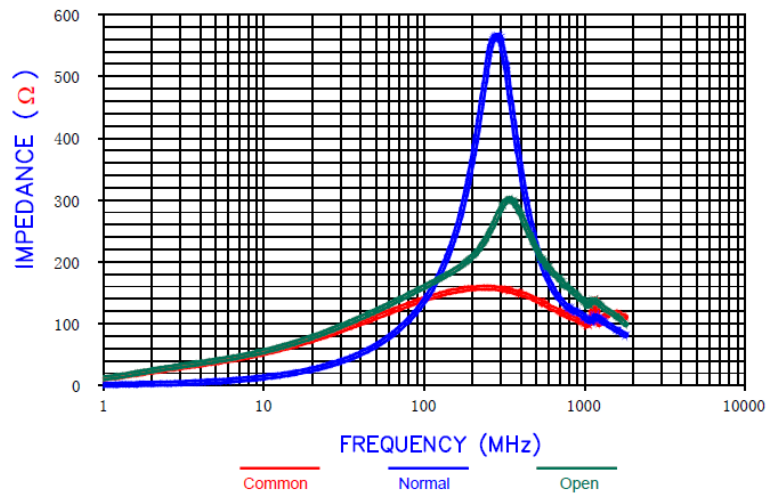
Any information furnished by Laird Technologies, Inc. and its agents is believed to be accurate and reliable. All specifications are subject to change without notice. Responsibility for the use and application of Laird Technologies materials rests with the end user. Laird Technologies makes no warranties as to the fitness, merchantability, suitability or non-infringement of any Laird Technologies materials or products for any specific or general uses. Laird Technologies shall not be liable for incidental or consequential damages of any kind. All Laird Technologies products are sold pursuant to the Laird Technologies' Terms and Conditions of sale in effect from time to time, a copy of which will be furnished upon request. © Copyright 2015 Laird Technologies, Inc. All Rights Reserved. Laird, Laird Technologies, the Laird Technologies Logo, and other marks are trademarks or registered trademarks of Laird Technologies, Inc. or an affiliate company thereof. Other product or service names may be the property of third parties. Nothing herein provides a license under any Laird Technologies or any third party intellectual property rights. Version A01

PART NUMBER SYSTEM EXAMPLE

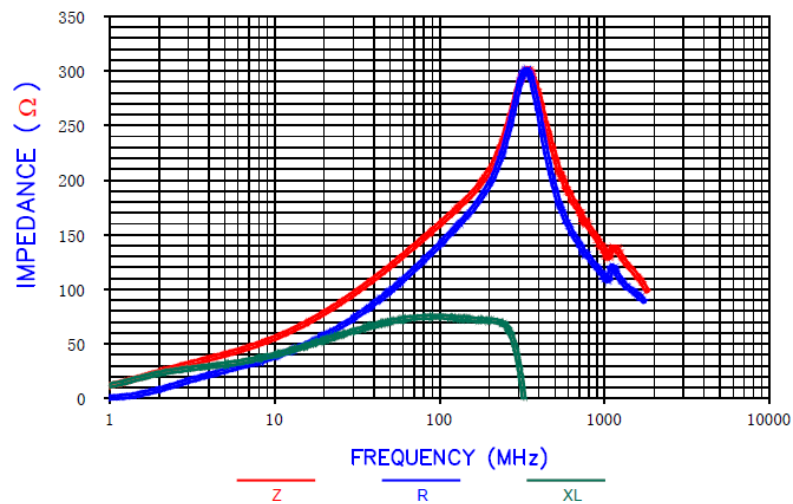
<u>CM</u>	<u>8663</u>	<u>Z</u>	<u>161</u>	<u>B</u>	<u>-10</u>
Common Mode Chokes	Part Size Code	Rated Current Code	Impedance (Z)	Packing Code	Standard or Custom Part

TYPICAL CHARACTERISTICS

Z vs. FREQUENCY (C,N,O)



Z, R , XL vs. FREQUENCY



USA: +1.423.308.1690
Europe: +42.0.4885.7511.1
Asia: +86.757.2563.8860

MCP-DS-HIGH CURRENT POWER LINE CMC 1015

Any information furnished by Laird Technologies, Inc. and its agents is believed to be accurate and reliable. All specifications are subject to change without notice. Responsibility for the use and application of Laird Technologies materials rests with the end user. Laird Technologies makes no warranties as to the fitness, merchantability, suitability or non-infringement of any Laird Technologies materials or products for any specific or general uses. Laird Technologies shall not be liable for incidental or consequential damages of any kind. All Laird Technologies products are sold pursuant to the Laird Technologies' Terms and Conditions of sale in effect from time to time, a copy of which will be furnished upon request. © Copyright 2015 Laird Technologies, Inc. All Rights Reserved. Laird, Laird Technologies, the Laird Technologies Logo, and other marks are trademarks or registered trademarks of Laird Technologies, Inc. or an affiliate company thereof. Other product or service names may be the property of third parties. Nothing herein provides a license under any Laird Technologies or any third party intellectual property rights. Version A01

X-ON Electronics

Largest Supplier of Electrical and Electronic Components

Click to view similar products for [Common Mode Chokes / Filters](#) category:

Click to view products by [Laird Connectivity](#) manufacturer:

Other Similar products are found below :

[RGCMF1210900H3T](#) [B82722A2102N001](#) [UAL21V07012500](#) [UAL24VR06500CH](#) [UALSC0220G0000](#) [UALSC058000000](#)
[UALSC0580J0000](#) [UALSC1520JH000](#) [UALSU10VR15019](#) [UALSU10VR20010](#) [UALSU16VD30030](#) [UALSU16VD40010](#)
[UALSU9H0305000](#) [UALSU9HF030600](#) [UALSU9HF060300](#) [UALSU9HR050340](#) [UALSU9VD070100](#) [UALSU9VR070170](#) [5701610000](#)
[CM7060M132R-10](#) [UALW21HS200290](#) [UALW21HS072450](#) [UALSU9VD070400](#) [UALSU9V0701000](#) [UALSU9HR030900](#)
[UALSU9HF050500](#) [UALSU9H0701000](#) [UALSU9H0208000](#) [UALSU9H0110000](#) [UALSCF25081300](#) [UALSC0305GS000](#)
[UALSC0120G0000](#) [UAL24VK06450CH](#) [UAL11VL1105000](#) [RN112-3.6-02-0M4](#) [RN114-1.2-02-10M](#) [RN122-0.6-02-47M](#) [RN122-3-02-4M5](#)
[RN142-1-02-33M](#) [RN214-2.5-02-3M3](#) [RN112-2-02-1M0](#) [RN143-6-02-1M8](#) [RN214-0.8-02-27M](#) [RN242-1.4-02-27M](#) [EXC-X4CH120X](#)
[DLW5BTM102TQ2L](#) [CMF16-153131](#) [CMF23H-273141](#) [744252510](#) [B82793C0253N201](#)