




MULTIPLE CONFIGURATION PCB HEADERS & RECEPTACLES



Active

PRODUCT DRAWING
English

3D PDF

TE CONNECTIVITY (TE) 10 MODII HDR DRST UNSHRD .100

AMPMODU | AMPMODU Headers

87227-5
TE Internal Number: 87227-5

Always EU RoHS/ELV Compliant
Applies To **Printed Circuit Board**

Connector Style **Plug**
Centerline **2.54 mm [.1 in]**

Number of Positions **10**
Header Type **Unshrouded**

Product Drawings

[ASSEMBLY, MOD II, HEADER, DOUBLE ROW, .100 X .100 CL. VERTICAL, .025 SQUARE POSTS](#)
PDF
English

CAD Files

[Customer View Model](#)
2D_DXF.ZIP
English

[Customer View Model](#)
3D_IGS.ZIP
English

[Customer View Model](#)
3D_STP.ZIP
English

[3D PDF](#)
PDF
English

Catalog Pages/Data Sheets

[AMPMODU_INTERCONNECTION_SYSTEM_SECTIONS](#)
PDF
English

Product Environmental Compliance

TE Material Declaration [MD_87227-5_09122014241_dmtec](#)
PDF
English

Please review product documents or [contact us](#) for the latest agency approval information. Please Note: Use the Product Drawing for all design activity.

	Connector Style	Plug
	PCB Mounting Orientation	Vertical
	Connector Type	Header
	Row-to-Row Spacing	2.54 mm [.1 in]
	Stabilizers	Without
	Strain Relief	Without
	Board Standoff	Without
	Product Type	Connector
	Gasket	Without
<hr/>		
Configuration Features	Number of Positions	10
	Number of Rows	2
	Keyed	No
	Selectively Loaded	No
<hr/>		
Electrical Characteristics	Dielectric Withstanding Voltage	750 Vrms
<hr/>		
Body Features	Header Type	Unshrouded
	Post Size	.64 mm [.025 in]
<hr/>		
Contact Features	Contact Protection	Without
	Contact Shape	Square
	Contact Type	Pin
	Contact Base Material	Phosphor Bronze
	Contact Mating Area Plating Thickness (µin)	15
	Solder Tail Contact Plating Material	Gold Flash over Nickel
	Contact Mating Area Plating Material	Gold
	Contact Current Rating (A)	3
<hr/>		
Termination Features	Termination Post Length	3.18 mm [.125 in]
	Termination End Plating Material	Gold Over Nickel
	Termination Method to PC Board	Through Hole
<hr/>		
Mechanical Attachment	PCB Mounting Style	Through Hole
	PCB Mount Retention	Without
	Panel Mount Retention	Without
	Mating Alignment	Without

Mating Connector Lock

Without

Housing Features

Centerline

2.54 mm [.1 in]

Housing Color

Black

Housing Material

Thermoplastic

Dimensions

PCB Thickness (Recommended)

1.397 mm [.055 in]

Mating Post Length

8.08 mm [.318 in]

Usage Conditions

Operating Temperature Range (°C)

-65 – 105

High Temperature Housing

No

Operation/Application

High Speed Serial Data Connector

No

Industry Standards

UL Flammability Rating

UL 94V-0

Approved Standards

CSA LR7189, UL E28476

Packaging Features

Packaging Quantity

160

Packaging Method

Carton





Product Compliance

[Statement of Compliance](#)

PDF

[VIEW ALL PRODUCT COMPLIANCE](#)

CUSTOMERS ALSO BOUGHT

WIRE-TO-BOARD HEADERS & RECEPTACLES	MULTIPLE CONFIGURATION PCB HEADERS & RECEPTACLES	RECTANGULAR POWER CONNECTORS	WIRE-TO-BOARD CONNECTOR HOUSINGS
			
04 MTE HDR SRRA LATCH .100CL 103906-3	3P AMPMODU II PIN HDR. 826632-3	08P MTA156 HDR ASSY SQ R/A F/L 640389-8	16P SL156 HSG W/LCK RAMP NATL 1-640250-6
Save to List Find Similar Products	Save to List Find Similar Products	Save to List Find Similar Products	Save to List Find Similar Products

X-ON Electronics

Largest Supplier of Electrical and Electronic Components

Click to view similar products for [Headers & Wire Housings](#) category:

Click to view products by [TE Connectivity](#) manufacturer:

Other Similar products are found below :

[95000-104TRLF](#) [10135584-644402LF](#) [DF62W-EP2022PCA](#) [95000-106TRLF](#) [DF62W-2022SCA](#) [DF62W-EP2022PC](#) [2203348](#) [DF62W-2022SC](#) [1084018](#) [1029039](#) [1084017](#) [802-10-012-10-002000](#) [1112640](#) [1112639](#) [000-34000](#) [0009482033](#) [0009507031](#) [57102-S06-03LF](#) [57202-S52-04LF](#) [PCN6-15S-2.5E](#) [0039019024](#) [58102-G61-06LF](#) [582553-1](#) [0009485154](#) [0009508121](#) [0022285053](#) [0050291907](#) [018731A](#) [LY20-4P-DT1-P1E-BR](#) [02.125.8002.8](#) [60101931](#) [60598-1 \(Cut Strip\)](#) [M1625-3R/100](#) [61062-3](#) [61082-181009](#) [636-1427](#) [638009-1](#) [641938-9](#) [641991-4](#) [644168-1](#) [647662-1](#) [65039-019ELF](#) [65817-002LF](#) [65817-015LF](#) [65863-015LF](#) [66207-023LF](#) [67016-026LF](#) [67046-001LF](#) [67095-007LF](#) [67230-005LF](#)