

HN



HN Connectors

HN Connector Series

Description

HN connectors are medium size weatherproof units designed for high voltage applications. HN connectors feature captivated contact design which prevents contact recession under temperature extremes and mechanical stresses. The coupling mechanism features a $\frac{3}{4}$ -20 threaded interface.

Features/Benefits

- Rugged construction for high voltage applications
- Captivated contacts prevent movement under temperature extremes
- Nickel plated bodies provide durable surface finish

Applications

- Instrumentation
- Cable Assemblies
- Mil Aerospace
- Airframe
- Test & Measurement

HN Specifications

Electrical

Impedance	50 Ω
Frequency range	DC - 4 GHz
Voltage rating (at sea level)	≥ 7,000 Vrms (depending on cable)
Contact resistance	center contact: ≤ 1 mΩ outer contact: ≤ 0.2 mΩ
Insulation resistance	5,000 MΩ minimum
Insertion loss maximum	≤ 0.15 dB @ 10 GHz
Dielectric withstanding voltage	5,000 Vrms (at sea level)

Mechanical

Mating	3/4 - 20 threaded coupling
Braid/Jacket cable affixment	Screw-thread nut / braid clamp
Captivated contacts	All, unless noted otherwise
Durability (matings)	500 cycles minimum

Environmental

Temperature range	-65°C to +165°C
- copolymer of styrene:	-55°C to +85°C
Weatherproof	All, except as noted
Hermetic seals	Helium leak test, 2 x 10 ⁸ cc/sec.
Pressurized	Compression seal

Material

Body and outer contacts	Outer contact: brass, silver or gold plated
Male contact	Brass, silver or gold plated
Female contact	Beryllium copper, silver or gold plated
Other metal parts	Brass, nickel plated
Insulator	PTFE, copolymer of styrene, glass TFE (herm. sealed)
Gasket	Silicone or synthetic rubber (weatherproof)

Plug

Jack

Note: These characteristics are typical but may not apply to all connectors.

Cable Connectors

Straight Plugs



Cable		Plating		Termination		Description
Group	Part Number	Body	Contact	Body	Contact	
E	082-804	Nickel	Silver	Clamp	Solder	Lock wire Holes
H3	082-816-1000	Silver	Silver	Clamp	Solder	


Angle Plugs



Cable		Plating		Termination		Contact
Group	Part Number	Body	Contact	Body	Contact	
G4	082-6316	Nickel	Silver	Crimp	Solder	Solder
G4	082-856	Nickel	Silver	Clamp	Solder	Solder


Receptacles

Panel Jacks



Part Number	Body	Plating		Terminal Type	Description
		Contact	Terminal Type		
082-805	Nickel	Silver	Solder Cup	4-Hole Flange, UG-560/U	
082-92	Nickel	Silver	Solder Cup	4-Hole Flange, UG-496/U	

Bulkhead Jacks



Part Number	Body	Plating		Terminal Type	Description
		Contact	Terminal Type		
082-843	Silver	Silver	Rear Mount/Spade	Bulkhead	


Adapters

Angle Jack-Plug



Part Number	Body	Plating	
		Contact	Contact
082-91	Nickel	Silver	Silver

Bulkhead Jack-Jack



Part Number	Body	Plating	
		Contact	Contact
000-11050	Silver	Silver	Silver

Notes

Cable Group	Cable Type
A	RG-178, 196
B	RG-174, 188A, 316, Belden 7805
B1	RG-179, 187, Belden 9221
B2	RD-188/U, RD-316/U
B3	RD-179/U, AT&T 19224L2
C	RG-58, 58A, 58C, 141, 303, LMR195, Belden 7806A, 9907
C1	RG-55, 142, 223, 400
C2	LMR200, Belden 7807A
D	RG-58/U Plenum, Thinnet, RG-122/U, Belden 88240, 89907
E	RG-59, 62, 140, 210, Belden 8241, 8263, 8279, 9209
E1	RG-59/U 20 AWG center conductor, Belden 1426A, 1505A, 9100, 9278
E2	RD-59/U, Belden 8281, 9141, 9231
E3	RG-59/U Quad Shield, Belden 1152A
F	RG-59/U Plenum, Belden 1560A, 9259, 82259, 89259, 88241
F1	RG-59/U Plenum 20 AWG center conductor, Belden 82108
G1	RG-6, 143, 212
G2	8X, LMR240, Belden 7808A, 9258
G3	LMR400, Belden 7810A, 8214, 9913
G4	RG-8, 8A, 9, 87A, 213, 214, 225, 393
G5	RD-6/U
H	RG-11
H1	Belden 1694A, 9248
H2	Belden 1859A, 7731, 8213, 9292
H3	RG-54A/U
I	AT&T 734A, Belden 1505A
I2	AT&T 735A, Belden 735A1
J	Quad 59 headend cable
K	LMR600
K2	Belden 1695A
K3	RG-122, 180, 195, Belden 1855, 1865A, 8218
L	.141 semi-rigid, RG-402/U
L2	.085, .086, .087 semi-rigid, RG-405/U
L3	.250 semi-rigid
L4	.047 semi-rigid, Belden 1674
M	1/2 inch annular corrugated
M1	1 1/4 inch annular corrugated
M2	1 5/8 inch annular corrugated
M3	7/8 inch annular corrugated
N	1/4 Helical
N1	3/8 Helical
N2	1/2 Helical
N3	7/8 inch SFC
P1	.81 mm OD micro-cable
P2	1.13 mm OD micro-cable, TCB-068
P3	1.32 mm OD micro-cable
P4	1.37 mm OD micro-cable

X-ON Electronics

Largest Supplier of Electrical and Electronic Components

Click to view similar products for [RF Connectors](#) / [Coaxial Connectors](#) category:

Click to view products by [Amphenol](#) manufacturer:

Other Similar products are found below :

[R125315120](#) [8915-1511-000](#) [89674-0827](#) [5916-1103-603](#) [0106-001-000](#) [6-0001-3](#) [6001-7071-019](#) [6002-7051-003](#) [6002-7551-202](#) [6059674-1](#) [619550-1](#) [630059-000](#) [M39012/25-0021](#) [M39012/79-3008](#) [M39030/3-01N](#) [M39030/3-03N](#) [M3933/25-36N](#) [6500-7071-046](#) [6501-1071-002](#) [M83723/72W2457N](#) [6769](#) [CX050L2AQ](#) [7002-1541-010](#) [7002-1572-002](#) [7003-1572-002](#) [7004-1512-000](#) [7009-1511-004](#) [7010-1511-000](#) [7029-1511-060](#) [7101-1541-010](#) [7101-1571-002](#) [7105-1521-002](#) [7145-1521-002](#) [7209-1511-011](#) [7210-1511-012](#) [7210-1511-015](#) [7210-1511-019](#) [7210-1511-040](#) [7225-1512-050](#) [7242-1511-000](#) [73137-5015](#) [73251-0111](#) [73251-0672](#) [73276-1501](#) [73366-0013](#) [73404-2300](#) [73413-6080](#) [73415-5721](#) [7405-1521-005](#) [7405-1521-802](#)