

THIS DRAWING IS UNPUBLISHED. RELEASED FOR PUBLICATION AUG ,2006.  
 © COPYRIGHT - BY TYCO ELECTRONICS CORPORATION. ALL RIGHTS RESERVED.

LOC	DIST	REVISIONS					
DW		P	LTR	DESCRIPTION	DATE	DWN	APVD
		G		REVISED PER ECR-16-003830	14MAR16	FL	SY

WEIGHT(g)	PCI-E COMPLIANCE	HOUSING MATERIAL	DIM. L	DIM. E	DIM. D	DIM. C	DIM. B	DIM. A	POS.	HOUSING COLOR	MIN. GOLD THICKNESS	PART NUMBER
8.7	GEN II & GEN III	PA9T	2.30	71.35	70	73.15	89	71.65	164	BLACK	15u"	4-1734774-8
5.45										WHITE	G/F	4-1734774-7
3.85				BLACK	15u"	4-1734774-6						
2.55				WHITE	G/F	4-1734774-5						
8.7				BLACK	15u"	4-1734774-4						
				WHITE	G/F	4-1734774-3						
				BLACK	15u"	4-1734774-2						
				WHITE	G/F	4-1734774-1						
5.45				BLACK	15u"	3-1734774-6						
				WHITE	G/F	3-1734774-5						
				BLACK	15u"	3-1734774-4						
				WHITE	G/F	3-1734774-3						
3.85			BLACK	15u"	3-1734774-2							
			WHITE	G/F	3-1734774-1							
			BLACK	15u"	3-1734774-0							
			WHITE	G/F	2-1734774-9							
2.55			BLACK	15u"	2-1734774-8							
			WHITE	G/F	2-1734774-7							
			BLACK	15u"	2-1734774-6							
			WHITE	G/F	2-1734774-5							
3.10			BLACK	15u"	2-1734774-4							
			WHITE	G/F	2-1734774-3							
			BLACK	15u"	2-1734774-2							
			WHITE	G/F	2-1734774-1							
	BLACK	15u"	2-1734774-0									
	WHITE	G/F	1-1734774-9									
	BLACK	15u"	1-1734774-8									
	WHITE	G/F	1-1734774-7									
	BLACK	15u"	1-1734774-6									
	WHITE	G/F	1-1734774-5									
	BLACK	15u"	1-1734774-4									
	WHITE	G/F	1-1734774-3									
8.7	BLACK	15u"	1-1734774-2									
	WHITE	G/F	1-1734774-1									
	BLACK	15u"	1-1734774-0									
	WHITE	G/F	1734774-9									
5.45	BLACK	15u"	1734774-8									
	WHITE	G/F	1734774-7									
	BLACK	15u"	1734774-6									
	WHITE	G/F	1734774-5									
3.85	BLACK	15u"	1734774-4									
	WHITE	G/F	1734774-3									
	BLACK	15u"	1734774-2									
	WHITE	G/F	1734774-1									

WEIGHT(g)	PCI-E COMPLIANCE	HOUSING MATERIAL	DIM. L	DIM. E	DIM. D	DIM. C	DIM. B	DIM. A	POS.	HOUSING COLOR	MIN. GOLD THICKNESS	PART NUMBER
8.8	GEN II	PA46	2.30	71.35	70	73.15	89	71.65	164	BLACK	15u"	9-1734774-7
5.5										WHITE	G/F	9-1734774-6
3.9				BLACK	15u"	9-1734774-5						
2.55				WHITE	G/F	9-1734774-4						
8.8				BLACK	15u"	9-1734774-3						
				WHITE	G/F	9-1734774-2						
				BLACK	15u"	9-1734774-1						
				WHITE	G/F	9-1734774-0						
5.5				BLACK	15u"	8-1734774-9						
				WHITE	G/F	8-1734774-8						
				BLACK	15u"	8-1734774-7						
				WHITE	G/F	8-1734774-6						
3.9			BLACK	15u"	8-1734774-5							
			WHITE	G/F	8-1734774-4							
			BLACK	15u"	8-1734774-3							
			WHITE	G/F	8-1734774-2							
2.55			BLACK	15u"	8-1734774-1							
			WHITE	G/F	8-1734774-0							
			BLACK	15u"	7-1734774-9							
			WHITE	G/F	7-1734774-8							
3.10			BLACK	15u"	7-1734774-7							
			WHITE	G/F	7-1734774-6							
			BLACK	15u"	7-1734774-5							
			WHITE	G/F	7-1734774-4							
	BLACK	15u"	7-1734774-3									
	WHITE	G/F	7-1734774-2									
	BLACK	15u"	7-1734774-1									
	WHITE	G/F	7-1734774-0									
	BLACK	15u"	6-1734774-9									
	WHITE	G/F	6-1734774-8									
	BLACK	15u"	6-1734774-7									
	WHITE	G/F	6-1734774-6									
8.8	BLACK	15u"	6-1734774-5									
	WHITE	G/F	6-1734774-4									
	BLACK	15u"	6-1734774-3									
	WHITE	G/F	6-1734774-2									
5.5	BLACK	15u"	6-1734774-1									
	WHITE	G/F	6-1734774-0									
	BLACK	15u"	5-1734774-9									
	WHITE	G/F	5-1734774-8									
3.9	BLACK	15u"	5-1734774-7									
	WHITE	G/F	5-1734774-6									
	BLACK	15u"	5-1734774-5									
	WHITE	G/F	5-1734774-4									
2.55	BLACK	15u"	5-1734774-3									
	WHITE	G/F	5-1734774-2									
	BLACK	15u"	5-1734774-1									
	WHITE	G/F	5-1734774-0									

THIS DRAWING IS A CONTROLLED DOCUMENT.		DWN	B. HSING	15JUL2009
DIMENSIONS: MM		CHK	S. CHIEN	15JUL2009
TOLERANCES UNLESS OTHERWISE SPECIFIED:		APVD	W. KODAMA	15JUL2009
0 PLC ± -		NAME		
1 PLC ± 0.3		PCI EXPRESS CARD EDGE CONNECTOR		
2 PLC ± 0.2		VERTICAL, DIP TYPE, 3GIO		
3 PLC ± 0.15		SIZE		
4 PLC ± -		CAGE CODE		
ANGLES ± 3'		DRAWING NO		
MATERIAL		RESTRICTED TO		
FINISH		A3 00779 C=1734774		
CUSTOMER DRAWING		SCALE		
		SHEET 1 OF 5		
		REV G		

THIS DRAWING IS UNPUBLISHED. RELEASED FOR PUBLICATION AUG ,2006.  
 © COPYRIGHT BY TYCO ELECTRONICS CORPORATION. ALL RIGHTS RESERVED.

LOC	DIST	REVISIONS					
		P	LTR	DESCRIPTION	DATE	DWN	APVD
DW		-	-	SEE SHEET 1	-	-	-

- NOTES:
- MATERIAL:
    - HOUSING: 1.PA46 WITH 40% G.F, UL94 V-0, COLOR: SEE TABLE.  
2.PA9T WITH 30% GF, UL94 V-0, COLOR: SEE TABLE.
    - CONTACT: PHOSPHOR BRONZE
  - FINISH:
 

CONTACT: (SEE TABLE) GOLD PLATING ON CONTACT AREA.  
2.54um [100u"] MIN. MATTE-TIN PALTING ON SOLDER TAIL AREA.  
1.27um [50u"] MIN. NICKEL UNDERPLATING OVERALL.
  - CONNECTOR HAS MET THE REQUIREMENTS PER PCI EXPRESS GEN 2 TECHNICAL DOCUMENT.
  - WEIGHT:
 

36 POS.: 2.55 GRAMS; 64 POS.: 3.90 GRAMS  
98 POS.: 5.50 GRAMS; 164 POS.: 8.80 GRAMS
  - WAVE SOLDER CAPABLE TO 265°C PER TEST SPEC. 109-202 CONDITION B.  
 ⚠️ REFLOW SOLDER CAPABLE TO 260°C PER TEST SPEC. 109-201 CONDITION B.  
 (REFLOW SOLDERING PLEASE USE PN : 1734774-1 TO 4-1734774-8)



THIS DRAWING IS A CONTROLLED DOCUMENT.		DWN	TE Connectivity		
DIMENSIONS: MM		CHK	NAME		
TOLERANCES UNLESS OTHERWISE SPECIFIED:		APVD	PCI EXPRESS CARD EDGE CONNECTOR VERTICAL, DIP TYPE, 3GIO		
0 PLC ± -		PRODUCT SPEC	SIZE	CAGE CODE	DRAWING NO
1 PLC ± 0.3		APPLICATION SPEC	A3	00779	1734774
2 PLC ± 0.2		WEIGHT	RESTRICTED TO		
3 PLC ± 0.15		SEE NOTE 4	-		
4 PLC ± -		CUSTOMER DRAWING	SCALE	SHEET	REV
ANGLES ± 3'			-	2 OF 5	G
MATERIAL	FINISH				
SEE NOTE	SEE NOTE				

4

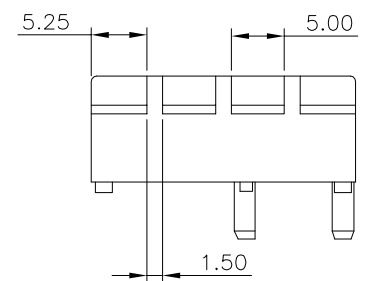
3

2

1

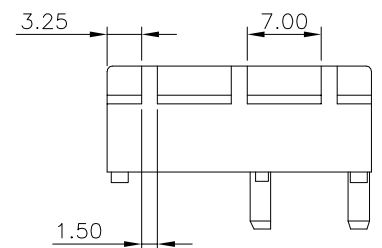
THIS DRAWING IS UNPUBLISHED. RELEASED FOR PUBLICATION AUG ,2006.  
 © COPYRIGHT BY TYCO ELECTRONICS CORPORATION. ALL RIGHTS RESERVED.

LOC	DIST	REVISIONS			
P	LTR	DESCRIPTION	DATE	DWN	APVD
		SEE SHEET 1.			

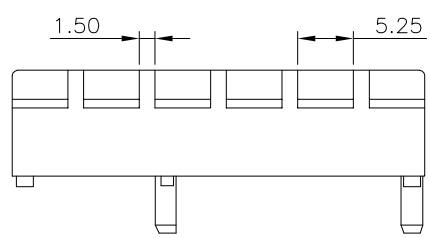


PN X-1 TO 4-X-8  
(PA9T TYPE)

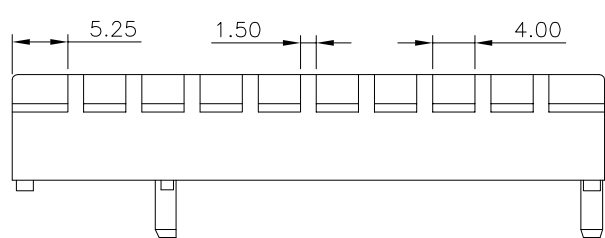
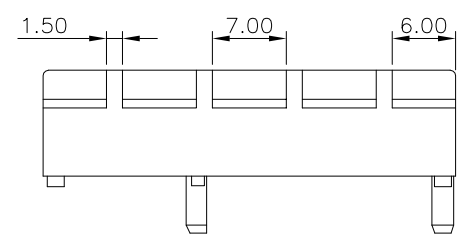
36 POS.



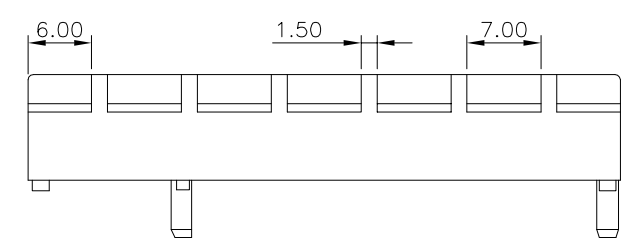
PN 5-X-0 TO 9-X-7  
(PA46 TYPE)



64 POS.



98 POS.



164 POS.



THIS DRAWING IS A CONTROLLED DOCUMENT.		DWN	TE Connectivity NAME PCI EXPRESS CARD EDGE CONNECTOR VERTICAL, DIP TYPE, 3GIO				
DIMENSIONS: MM		CHK					
TOLERANCES UNLESS OTHERWISE SPECIFIED:		APVD					
0 PLC ± - 1 PLC ± 0.25 2 PLC ± 0.25 3 PLC ± 0.25 4 PLC ± - ANGLES ± -		PRODUCT SPEC					
MATERIAL		FINISH	APPLICATION SPEC	SIZE	CAGE CODE	DRAWING NO	RESTRICTED TO
			WEIGHT	A3	00779	C=1734774	
CUSTOMER DRAWING			SCALE	SHEET	3 OF 5	REV	G

THIS DRAWING IS UNPUBLISHED. RELEASED FOR PUBLICATION AUG ,2006.  
 © COPYRIGHT BY TYCO ELECTRONICS CORPORATION. ALL RIGHTS RESERVED.

LOC	DIST	REVISIONS			
P	LTR	DESCRIPTION	DATE	DWN	APVD
DW		SEE SHEET 1.			

ADD-IN CARD EDGE-FINGER DIMENSIONS

NOTES:  
 CHAMFER EDGE MUST BE FREE OF CUTTING BURRS



RECOMMENDED PCB LAYOUT

TOLERANCE: ±0.05  
 FOR DIM.L=3.1mm PCB THICKNESS: 2.4mm  
 FOR DIM.L=2.3mm PCB THICKNESS: 1.6mm

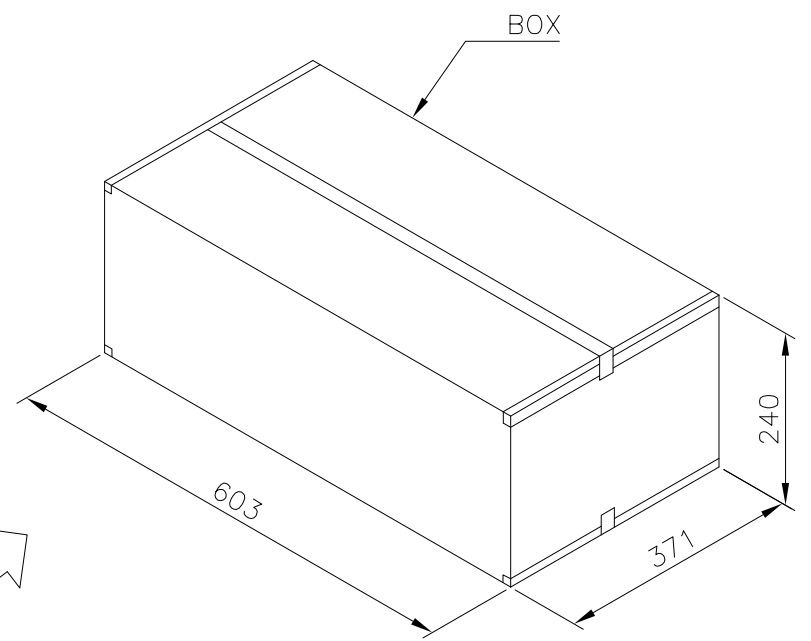


POS.	DIM. F	DIM. G	DIM. H	"K"
164	70.0	73.15	72.15	A1, B17, B31, B48, B81
98	37.0	40.15	39.15	A1, B17, B31, B48
64	20.0	23.15	22.15	A1, B17, B31
36	6.0	9.15	8.15	A1, B17

THIS DRAWING IS A CONTROLLED DOCUMENT.		DWN			
DIMENSIONS: MM		CHK			
TOLERANCES UNLESS OTHERWISE SPECIFIED:		APVD		NAME	
0 PLC ± -		PRODUCT SPEC		PCI EXPRESS CARD EDGE CONNECTOR	
1 PLC ± -		APPLICATION SPEC		VERTICAL, DIP TYPE, 3GIO	
2 PLC ± -		WEIGHT		SIZE	CAGE CODE
3 PLC ± -		CUSTOMER DRAWING		A3	00779
4 PLC ± -		SCALE		DRAWING NO	
ANGLES ± -		SHEET		C=1734774	
FINISH		REV		RESTRICTED TO	
		4 of 5		-	

THIS DRAWING IS UNPUBLISHED. RELEASED FOR PUBLICATION AUG ,2006.  
 © COPYRIGHT BY TYCO ELECTRONICS CORPORATION. ALL RIGHTS RESERVED.

LOC	DIST	REVISIONS					
DW		P	LTR	DESCRIPTION	DATE	DWN	APVD
				SEE SHEET 1.			



- NOTES :
- MATERIAL :  
 TRAY : PVC, COLOR: TRANSPARENT.  
 CARTON: CORRUGATED FIBER  
 BOX: CORRUGATED FIBER
  - DIMENSION :  
 TRAY: SEE DRAWING  
 CARTON: SEE DRAWING  
 BOX : SEE DRAWING
  - QUANTITY : SEE TABLE
  - WEIGHT : SEE TABLE

10.2 Kg	8.2 Kg	30	10	3	900	164
9.0 Kg	7.0 Kg	40	10	3	1200	98
8.5 Kg	6.5 Kg	60	10	3	1800	64
7.6 Kg	5.6 Kg	70	10	3	2100	36
GROSS WEIGHT	NET WEIGHT	PCS/ TRAY	TRAY/ CARTON	CARTON/ BOX	PCS/ BOX	POS.

THIS DRAWING IS A CONTROLLED DOCUMENT.		DWN		TE Connectivity	
DIMENSIONS: MM		CHK			
TOLERANCES UNLESS OTHERWISE SPECIFIED:		APVD		NAME	
0 PLC ± - 1 PLC ± - 2 PLC ± - 3 PLC ± - 4 PLC ± - ANGLES ± -		PRODUCT SPEC		PCI EXPRESS CARD EDGE CONNECTOR VERTICAL, DIP TYPE, 3GIO	
MATERIAL		APPLICATION SPEC		SIZE	
FINISH		WEIGHT		CAGE CODE	
		CUSTOMER DRAWING		DRAWING NO	
				RESTRICTED TO	
				A3 00779 C=1734774	
				SCALE	
				SHEET 5 of 5	
				REV G	

## X-ON Electronics

Largest Supplier of Electrical and Electronic Components

*Click to view similar products for [PCI Express/PCI Connectors](#) category:*

*Click to view products by [TE Connectivity](#) manufacturer:*

Other Similar products are found below :

[UEX220-6U](#) [0877159203](#) [10039755-10110TLF](#) [10025026-10003PLF](#) [10125756-980000LF](#) [1-1871239-2](#) [2170560-2](#) [10082378-11003TLF](#)  
[10125756-980000LF](#) [1775861-2](#) [10039755-10111TLF](#) [EB220-3U](#) [WD2M144WB2R300](#) [10061913-120PLF](#) [10108777-10002WLF](#)  
[GPCP146400111HR](#) [10144667-112Y0LF](#) [10144667-113Y0LF](#) [205058-1001](#) [GPCP446200120HR](#) [GPCP245400111HR](#) [10082378-10000TLF](#)  
[10082378-10001TLF](#) [87715-9256](#) [MDT580M03001](#) [0877159107](#) [205058-1003](#) [MDT580M01001](#) [10018783-11000MLF](#) [10061913-103BLF](#)  
[10145445-10003MLF](#) [PSASF2130311TR](#) [10147430-113T0LF](#) [10146070-113Y0LF](#) [MDT670M01005](#) [10108777-10200MLF](#)  
[MDT420M01002](#) [PSASF3130211TR](#) [PSASF4130051TR](#) [PSASM2130412TR](#) [PSASM2130391TR](#) [10139595-111T0LF](#) [10139595-110T0LF](#)  
[PSASF3130131TR](#) [0745400501](#) [7-1734774-7](#) [10150900-052R2LF](#) [3-1761465-1](#) [74540-0501](#) [10018784-10011TLF](#)