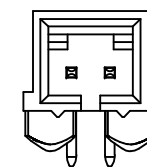
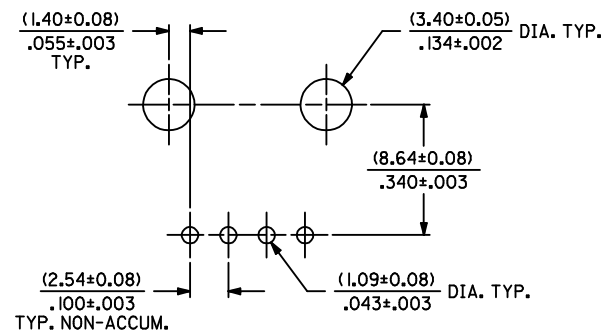
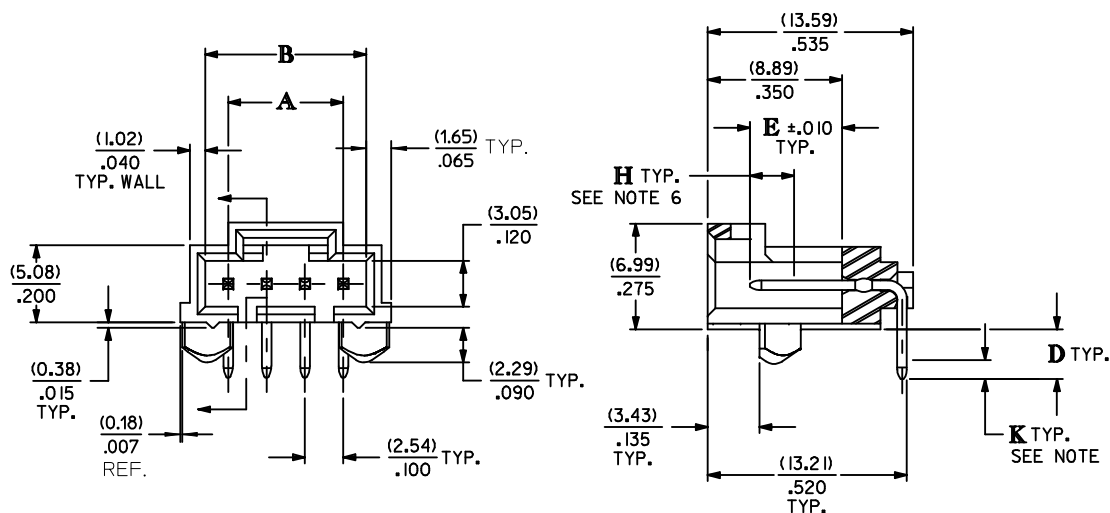
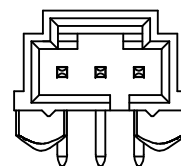


**ALTERNATIVE CORING
MANUFACTURER'S OPTION**

CKT. SIZE	DIM. "A"		DIM. "B"		DIM. "Z"	
	MM	IN.	MM	IN.	MM	IN.
2	2.54	.100	5.33	.210	8.64	.340
3	5.08	.200	8.13	.320	11.43	.450
4	7.62	.300	10.67	.420	13.97	.550
5	10.16	.400	13.21	.520	16.51	.650
6	12.70	.500	15.75	.620	19.05	.750
7	15.24	.600	18.29	.720	21.59	.850
8	17.78	.700	20.83	.820	24.13	.950
9	20.32	.800	23.37	.920	26.67	1.050
10	22.86	.900	25.91	1.020	29.21	1.150
11	25.40	1.000	28.45	1.120	31.75	1.250
12	27.94	1.100	30.99	1.220	34.29	1.350
13	30.48	1.200	33.53	1.320	36.83	1.450
14	33.02	1.300	36.07	1.420	39.37	1.550
15	35.56	1.400	38.61	1.520	41.91	1.650
16	38.10	1.500	41.15	1.620	44.45	1.750
17	40.64	1.600	43.69	1.720	46.99	1.850
18	43.18	1.700	46.23	1.820	49.53	1.950
19	45.72	1.800	48.77	1.920	52.07	2.050
20	48.26	1.900	51.31	2.020	54.61	2.150
21	50.80	2.000	53.85	2.120	57.15	2.250
22	53.34	2.100	56.39	2.220	59.69	2.350
23	55.88	2.200	58.93	2.320	62.23	2.450
24	58.42	2.300	61.47	2.420	64.77	2.650
25	60.96	2.400	64.01	2.520	67.31	2.750



2 CIRCUIT



3 CIRCUIT

- NOTES:
 1. HEADER MATERIAL: GLASS FILLED POLYESTER, UL 94V-0, COLOR: BLACK
 PIN MATERIAL: PHOSPHOR BRONZE
 2. HEADER TO BE USED WITH OPTION "G" 70400 AND 70430 SERIES SL CONNECTORS
 3. REFER TO MOLEX PRODUCT SPECIFICATION PS-70541
 4. STANDARD PACKAGING PER PK-70873-0015
 5. DIMENSIONS WITHOUT TOLERANCE ARE SHOWN FOR REFERENCE ONLY
 6. MEASURE POINT FOR PLATING THICKNESS

- PLATING:
 TIN - 3.81 MICROMETERS/150 MICROINCHES MINIMUM TIN PLATE OVER NICKEL UNDERPLATE OVERALL
 15 GOLD - 0.38 MICROMETERS/15 MICROINCHES MINIMUM GOLD PLATE IN MATE AREA
 1.91 MICROMETERS/75 MICROINCHES MINIMUM TIN PLATE IN PC TAIL AREA OVER NICKEL UNDERPLATE OVERALL
 30 GOLD - 0.76 MICROMETERS/30 MICROINCHES MINIMUM GOLD PLATE IN MATE AREA
 1.91 MICROMETERS/75 MICROINCHES MINIMUM TIN PLATE IN PC TAIL AREA OVER NICKEL UNDERPLATE OVERALL

RECOMMENDED P.C. BOARD LAYOUT
(FOR USE WITH (1.57)/.062 THICK BOARD)

ADD DIMENSION "Z" EC NO: UCP2010-1081 DRWINSI BARRA 2009/10/27 CHKD:DMORGAN 2009/11/09 APPR:SMILLER 2009/11/09	QUALITY SYMBOLS ▽=0 ▽=0 ▽=0	GENERAL TOLERANCES (UNLESS SPECIFIED)		DIMENSION STYLE MM/IN		SCALE 4:1	DESIGN UNITS INCH	THIRD ANGLE PROJECTION
		mm	INCH	DRAWN BY AAB	DATE 1993/05/13	TITLE SL RIGHT ANGLE HEADER W/LATCH & TRI-PEGS (2.54)/.100 CENTERS		
DRAFT WHERE APPLICABLE MUST REMAIN WITHIN DIMENSIONS		ANGULAR ±1/2°		APPROVED BY WAZ		DATE 1993/05/13		MATERIAL NO. SEE TABLE
				MATERIAL NO. SEE TABLE		DOCUMENT NO. SDA-70555-****		
THIS DRAWING CONTAINS INFORMATION THAT IS PROPRIETARY TO MOLEX INCORPORATED AND SHOULD NOT BE USED WITHOUT WRITTEN PERMISSION								SHEET NO. 1 OF 2

CIRCUIT SIZE	ENGINEERING NUMBER A-70555	MANUFACTURE RELEASE STATUS	D REF.	E ± .010	PLATE PER ES- 88	CONNECTOR END PLATING		P.C. BOARD END PLATING		VOIDED CIRCUIT NUMBER
						TYPE	H MEAS.	TYPE	K MEAS.	
2-10	-0001-0009	R.F.M.	(3.30)	(6.10)	TIN	(2.54)	.100	TIN	(1.27)	.050
11-25	-0010-0024	R.F.M.	.130	.240						
2-10	-0036-0044	R.F.M.	(3.30)	(6.10)	15 GOLD	(2.54)	.100	TIN	(1.27)	.050
11-25	-0045-0059	R.F.M.	.130	.240						
2-10	-0071-0079	R.F.M.	(3.30)	(6.10)	30 GOLD	(2.54)	.100	TIN	(1.27)	.050
11-25	-0080-0094	R.F.M.	.130	.240						
2-10	-0106-0114	R.F.M.	(2.67)	(6.10)	15 GOLD	(2.54)	.100	TIN	(1.27)	.050
11-25	-0115-0129	R.F.M.	.105	.240						
2-10	-5001-5009	R.F.M.	(3.30)	(6.10)	TIN	(2.54)	.100	TIN	(1.27)	.050
11-25	-5010-5024	R.F.M.	.130	.240						

CIRCUIT SIZE	ASSEMBLY ITEM NUMBER	ASSEMBLY ITEM NUMBER	ASSEMBLY ITEM NUMBER	ASSEMBLY ITEM NUMBER	ASSEMBLY ITEM NUMBER	ASSEMBLY ITEM NUMBER
2	70555-0001	70555-0036	70555-0071			70555-5001
3	70555-0002	70555-0037	70555-0072			70555-5002
4	70555-0003	70555-0038	70555-0073	70555-0108		70555-5003
5	70555-0004	70555-0039	70555-0074	70555-0109		70555-5004
6	70555-0005	70555-0040	70555-0075			70555-5005
7	70555-0006	70555-0041	70555-0076			70555-5006
8	70555-0007	70555-0042	70555-0077			70555-5007
9	70555-0008	70555-0043	70555-0078			70555-5008
10	70555-0009	70555-0044	70555-0079			70555-5009
11	70555-0010	70555-0045	70555-0080			70555-5010
12	70555-0011	70555-0046	70555-0081			70555-5011
13	70555-0012	70555-0047	70555-0082			70555-5012
14	70555-0013	70555-0048	70555-0083			70555-5013
15	70555-0014	70555-0049	70555-0084			70555-5014
16	70555-0015	70555-0050	70555-0085			70555-5015
17	70555-0016	70555-0051	70555-0086			70555-5016
18	70555-0017	70555-0052	70555-0087			70555-5017
19	70555-0018	70555-0053	70555-0088			70555-5018
20	70555-0019	70555-0054	70555-0089			70555-5019
21	70555-0020	70555-0055	70555-0090			70555-5020
22	70555-0021	70555-0056	70555-0091			70555-5021
23	70555-0022	70555-0057	70555-0092			70555-5022
24	70555-0023	70555-0058	70555-0093			70555-5023
25	70555-0024	70555-0059	70555-0094			70555-5024

X IN COLUMN UNDER "ASSEMBLY ITEM NUMBER " HEADING DENOTES TOOLING NOT AVAILABLE

SEE SHEET 1 EC NO: UCP2010-1081 DRINKINS BARRA 200910127 CHYKHOJORGAN 200911109 APPR:SMILLER 200911109	QUALITY SYMBOLS ▽=0 ▽=0 ▽=0	GENERAL TOLERANCES (UNLESS SPECIFIED)		DIMENSION STYLE MM/IN		SCALE 4:1	DESIGN UNITS INCH	THIRD ANGLE PROJECTION												
		<table border="1"> <tr><th>mm</th><th>INCH</th></tr> <tr><td>4 PLACES ± ---</td><td>± ---</td></tr> <tr><td>3 PLACES ± ---</td><td>± .005</td></tr> <tr><td>2 PLACES ± 0.13</td><td>± .01</td></tr> <tr><td>1 PLACE ± 0.25</td><td>± ---</td></tr> </table>		mm	INCH	4 PLACES ± ---	± ---		3 PLACES ± ---	± .005	2 PLACES ± 0.13	± .01	1 PLACE ± 0.25	± ---	DRAWN BY DATE AAB 1993/05/13		CHECKED BY DATE AAB 1993/05/13		SL RIGHT ANGLE HEADER W/LATCH & TRI-PEGS (2.54)/.100 CENTERS	
		mm	INCH																	
		4 PLACES ± ---	± ---																	
3 PLACES ± ---	± .005																			
2 PLACES ± 0.13	± .01																			
1 PLACE ± 0.25	± ---																			
ANGULAR ±1/2°		APPROVED BY DATE WAZ 1993/05/13		MATERIAL NO. SEE TABLE		DOCUMENT NO. SDA-70555-****														
DRAFT WHERE APPLICABLE MUST REMAIN WITHIN DIMENSIONS				SIZE C		THIS DRAWING CONTAINS INFORMATION THAT IS PROPRIETARY TO MOLEX INCORPORATED AND SHOULD NOT BE USED WITHOUT WRITTEN PERMISSION														

X-ON Electronics

Largest Supplier of Electrical and Electronic Components

Click to view similar products for [Headers & Wire Housings](#) category:

Click to view products by [Molex](#) manufacturer:

Other Similar products are found below :

[95000-104TRLF](#) [10135584-644402LF](#) [DF62W-EP2022PCA](#) [95000-106TRLF](#) [DF62W-2022SCA](#) [DF62W-EP2022PC](#) [2203348](#) [DF62W-2022SC](#) [1084018](#) [1029039](#) [1084017](#) [802-10-012-10-002000](#) [1112640](#) [1112639](#) [000-34000](#) [0009482033](#) [0009507031](#) [57102-S06-03LF](#) [57202-S52-04LF](#) [PCN6-15S-2.5E](#) [0039019024](#) [58102-G61-06LF](#) [582553-1](#) [0009485154](#) [0009508121](#) [0022285053](#) [0050291907](#) [018731A](#) [LY20-4P-DT1-P1E-BR](#) [02.125.8002.8](#) [60101931](#) [60598-1 \(Cut Strip\)](#) [M1625-3R/100](#) [61062-3](#) [61082-181009](#) [636-1427](#) [638009-1](#) [641938-9](#) [641991-4](#) [644168-1](#) [647662-1](#) [65039-019ELF](#) [65817-002LF](#) [65817-015LF](#) [65863-015LF](#) [66207-023LF](#) [67016-026LF](#) [67046-001LF](#) [67095-007LF](#) [67230-005LF](#)