

STEP-PS/ 1AC/12DC/5


Order No.: 2868583



<http://eshop.phoenixcontact.co.uk/phoenix/treeViewClick.do?UID=2868583>

DIN rail power supply unit 12 V DC/5 A, primary switched-mode, 1-phase



| Commercial data | |
|--------------------------|-------------------------------------------------------------------------------------------------------|
| EAN |  4 046356 310598 |
| Pack | 1 |
| Customs tariff | 85044081 |
| Country of Origin | DE |
| Catalog page information | Page 607 (IF-2011) |

Product notes

WEEE/RoHS-compliant since:
10/03/2008



Please note that the data given here has been taken from the online catalog. For comprehensive information and data, please refer to the user documentation at <http://www.download.phoenixcontact.com>. The General Terms and Conditions of Use apply to Internet downloads.

Product description

STEP POWER power supply units – for building automation

The new STEP POWER generation of compact power supply units is particularly suitable for installation distributors and flat control panels thanks to its design. The power supply units are available with 24 V DC output voltage in various performance classes and widths and with the special voltages 5, 12, 15 and 48 V DC. Their high degree of efficiency and the low standby losses make for high power efficiency.

Technical data

Input data

| | |
|------------------------------|------------------------------|
| Nominal input voltage | 100 V AC ... 240 V AC |
| AC input voltage range | 85 V AC ... 264 V AC |
| DC input voltage range | 95 V DC ... 250 V DC |
| AC frequency range | 45 Hz ... 65 Hz |
| DC frequency range | 0 Hz |
| Current consumption | Approx. 0.8 A (120 V AC) |
| | Approx. 0.5 A (230 V AC) |
| Inrush surge current | < 15 A (typical) |
| Power failure bypass | > 27 ms (120 V AC) |
| | > 120 ms (230 V AC) |
| Input fuse | 3.15 A (slow-blow, internal) |
| Permissible backup fuse | B6 |
| | B10 |
| | B16 |
| Type of protection | Transient surge protection |
| Protective circuit/component | Varistor |

Output data

| | |
|--------------------------------------|--------------------------------------------------|
| Nominal output voltage | 12 V DC \pm 1% |
| Setting range of the output voltage | 10 V DC ... 16.5 V DC (> 12 V constant capacity) |
| Output current | 5 A (-25°C ... 55°C) |
| | 5.5 A (-25 °C ... 40 °C permanent) |
| | 9 A (maximum output current) |
| Derating | 55 °C ... 70 °C (2.5%/K) |
| Connection in parallel | Yes, for redundancy and increased capacity |
| Connection in series | Yes |
| Control deviation | < 1 % (change in load, static 10% ... 90%) |
| | < 2 % (change in load, dynamic 10% ... 90%) |
| | < 0.1 % (change in input voltage \pm 10%) |
| Residual ripple | < 55 mV _{PP} (20 MHz) |
| Peak switching voltages nominal load | < 55 mV _{PP} (20 MHz) |
| Maximum power dissipation idling | < 0.5 W |
| Power loss nominal load max. | 8.6 W |

General data

| | |
|----------------------------------------------------------------------------------------------------------------------------------|------------------------------------------------|
| Width | 72 mm |
| Height | 90 mm |
| Depth | 61 mm |
| Net weight | 0.3 kg |
| Operating voltage display | Green LED |
| Efficiency | > 87 % (for 230 V AC and nominal values) |
| Insulation voltage input/output | 4 kV AC (type test) 2 kV AC (routine test) |
| Degree of protection | IP20 |
| Protection class | II |
| MTBF (IEC 61709, SN 29500) | > 500000 h (IEC 61709) |
| Ambient temperature (operation) | -25 °C ... 70 °C (> 55° C derating) |
| Ambient temperature (storage/transport) | -40 °C ... 85 °C |
| Max. permissible relative humidity (operation) | ≤ 95 % (at 25 °C, no condensation) |
| Mounting position | horizontal DIN rail NS 35, EN 60715 |
| Assembly instructions | Can be aligned: horizontal 0 cm, vertical 3 cm |
| Electromagnetic compatibility | Conformance with EMC Directive 2004/108/EC |
| Noise immunity | EN 61000-6-2:2005 |
| Low Voltage Directive | Conformance with LV directive 2006/95/EC |
| Standard – Electrical equipment of machines | EN 60204 |
| Standard - Safety of transformers | IEC 61558-2-17 |
| Standard - Electrical safety | IEC 60950-1/VDE 0805 (SELV) |
| Shipbuilding approval | Germanischer Lloyd (EMC 1), ABS, NK |
| Standard – Electronic equipment for use in electrical power installations and their assembly into electrical power installations | EN 50178/VDE 0160 (PELV) |
| Standard – Safety extra-low voltage | IEC 60950-1 (SELV) and EN 60204 (PELV) |
| Standard - Safe isolation | DIN VDE 0100-410 DIN VDE 0106-1010 |
| Standard – Protection against electric shock | DIN 57100-410 |
| Standard – Protection against shock currents, basic requirements for protective separation in electrical equipment | DIN VDE 0106-101 |
| Standard – Limitation of mains harmonic currents | EN 61000-3-2 |
| Certificate | CB Scheme |

| | |
|------------------------|-------------------------------------------------------------------------|
| UL approvals | UL/C-UL listed UL 508 |
| | UL/C-UL Recognized UL 60950 |
| | UL/C-UL Listed ANSI/ISA-12.12.01 Class I, Division 2, Groups A, B, C, D |
| Surge voltage category | III |

Connection data, input

| | |
|----------------------------------------|---------------------|
| Connection method | Screw connection |
| Conductor cross section solid min. | 0.2 mm ² |
| Conductor cross section solid max. | 2.5 mm ² |
| Conductor cross section stranded min. | 0.2 mm ² |
| Conductor cross section stranded max. | 2.5 mm ² |
| Conductor cross section AWG/kcmil min. | 24 |
| Conductor cross section AWG/kcmil max | 12 |
| Stripping length | 6.5 mm |
| Screw thread | M3 |

Connection data, output

| | |
|----------------------------------------|---------------------|
| Connection method | Screw connection |
| Conductor cross section solid min. | 0.2 mm ² |
| Conductor cross section solid max. | 2.5 mm ² |
| Conductor cross section stranded min. | 0.2 mm ² |
| Conductor cross section stranded max. | 2.5 mm ² |
| Conductor cross section AWG/kcmil min. | 24 |
| Conductor cross section AWG/kcmil max | 12 |
| Stripping length | 6.5 mm |

Signaling

| | |
|------------------------|-----------------------------------|
| Output name | LED status indicator |
| Status display | "DC OK" LED green |
| Note on status display | U _{OUT} > 10.8 V: LED on |

Certificates



Certification

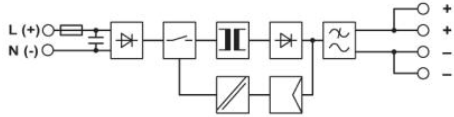
CB, CUL, CUL Listed, GL, NK, UL, UL Listed

Certification Ex:

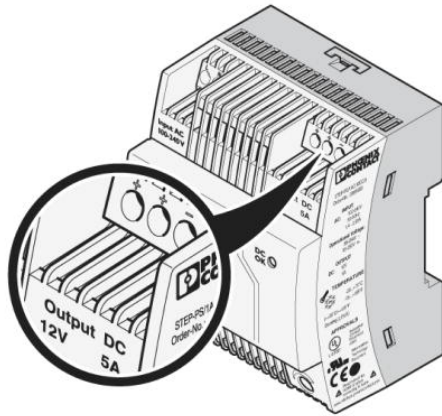
CUL-EX LIS, UL-EX LIS

Drawings

Block diagram



Schematic diagram



Address

PHOENIX CONTACT Ltd
Halesfield 13
Telford / Shropshire / TF7 4PG,England
Phone 01952 681 700
Fax 01952 681 799
<http://www.phoenixcontact.co.uk>



Phoenix Contact Ltd.
Technical modifications reserved;

X-ON Electronics

Largest Supplier of Electrical and Electronic Components

Click to view similar products for [phoenix contact manufacturer](#):

Other Similar products are found below :

[1203259](#) [3240366](#) [1893300](#) [1212619](#) [1927221](#) [1936102](#) [1730573](#) [3240367](#) [1014246](#) [1014236](#) [1014240](#) [1014290](#) [1014293](#) [1806193](#)
[1823655](#) [1912825](#) [1842254](#) [1768260](#) [1716373](#) [1648030](#) [1579051](#) [1014235](#) [1014239](#) [1014229](#) [1212378](#) [2800744](#) [2867076](#) [3006564](#)
[2800741](#) [5146480](#) [1582539](#) [1623633](#) [1507793](#) [3025587](#) [3069708](#) [1431461](#) [1586976](#) [0311647](#) [1460160](#) [1771338](#) [3048387](#) [2814605](#)
[0309086](#) [1513716](#) [3035684](#) [5451417](#) [0202219](#) [1647747](#) [1730667](#) [1709267](#)