


PCB terminal block - SMKDS 1/ 3-3,5 - 1751109

Please be informed that the data shown in this PDF Document is generated from our Online Catalog. Please find the complete data in the user's documentation. Our General Terms of Use for Downloads are valid (<http://phoenixcontact.com/download>)

PCB terminal block, Nominal current: 10 A, Nom. voltage: 200 V, Pitch: 3.5 mm, Number of positions: 3, Connection method: Screw connection, Mounting: Soldering, Conductor/PCB connection direction: 55 °, Color: green



The figure shows a 10-position version of the product

Product Features

- ✓ Conductor and screwdriver axis at an angle of 55° to the usual direction
- ✓ Arrangement of several rows of terminal blocks one behind the other – multi-level effect with the same design height



Key Commercial Data

Packing unit	1 pc
GTIN	 4 017918 103705
Weight per Piece (excluding packing)	1.76 g
Custom tariff number	85369010
Country of origin	Germany

Technical data

Dimensions

Length	10 mm
Pitch	3.50 mm
Dimension a	7 mm
Width	11 mm
Constructional height	9.5 mm
Height	13 mm
Length of the solder pin	3.5 mm
Pin dimensions	0,5 x 0,9 mm
Hole diameter	1.1 mm

PCB terminal block - SMKDS 1/ 3-3,5 - 1751109

Technical data

General

Range of articles	SMKDS 1
Insulating material group	I
Rated surge voltage (III/3)	2.5 kV
Rated surge voltage (III/2)	2.5 kV
Rated surge voltage (II/2)	2.5 kV
Rated voltage (III/3)	160 V
Rated voltage (III/2)	200 V
Rated voltage (II/2)	400 V
Connection in acc. with standard	EN-VDE
Nominal current I_N	10 A
Nominal cross section	1 mm ²
Maximum load current	12 A
Insulating material	PA
Solder pin surface	Sn
Flammability rating according to UL 94	V0
Stripping length	5 mm
Number of positions	3
Screw thread	M2
Tightening torque, min	0.22 Nm
Tightening torque max	0.25 Nm

Connection data

Conductor cross section solid min.	0.14 mm ²
Conductor cross section solid max.	1.5 mm ²
Conductor cross section flexible min.	0.14 mm ²
Conductor cross section flexible max.	1 mm ²
Conductor cross section flexible, with ferrule without plastic sleeve min.	0.25 mm ²
Conductor cross section flexible, with ferrule without plastic sleeve max.	0.5 mm ²
Conductor cross section flexible, with ferrule with plastic sleeve min.	0.25 mm ²
Conductor cross section flexible, with ferrule with plastic sleeve max.	0.5 mm ²
Conductor cross section AWG min.	26
Conductor cross section AWG max.	16
2 conductors with same cross section, solid min.	0.14 mm ²
2 conductors with same cross section, solid max.	0.5 mm ²
2 conductors with same cross section, stranded min.	0.14 mm ²
2 conductors with same cross section, stranded max.	0.2 mm ²

Standards and Regulations

PCB terminal block - SMKDS 1/ 3-3,5 - 1751109

Technical data

Standards and Regulations

Connection in acc. with standard	EN-VDE
	CSA
Flammability rating according to UL 94	V0

Classifications

eCl@ss

eCl@ss 4.0	27141109
eCl@ss 4.1	27141109
eCl@ss 5.0	27141190
eCl@ss 5.1	27141190
eCl@ss 6.0	27261101
eCl@ss 7.0	27440401
eCl@ss 8.0	27440401

ETIM

ETIM 3.0	EC001121
ETIM 4.0	EC002643
ETIM 5.0	EC002643

UNSPSC

UNSPSC 6.01	30211801
UNSPSC 7.0901	39121432
UNSPSC 11	39121432
UNSPSC 12.01	39121432
UNSPSC 13.2	39121432

Approvals

Approvals

Approvals

CSA / UL Recognized / SEV / cUL Recognized / CCA / IECCEB Scheme / SEV / EAC / cULus Recognized

Ex Approvals


PCB terminal block - SMKDS 1/ 3-3,5 - 1751109

Approvals


Approvals submitted

Approval details

CSA 		
	B	D
mm ² /AWG/kcmil	28-16	28-16
Nominal current I _N	10 A	10 A
Nominal voltage U _N	150 V	300 V

UL Recognized 		
	B	D
mm ² /AWG/kcmil	30-16	30-16
Nominal current I _N	10 A	10 A
Nominal voltage U _N	300 V	300 V

SEV	
mm ² /AWG/kcmil	1.5
Nominal current I _N	12 A
Nominal voltage U _N	125 V

cUL Recognized 		
	B	D
mm ² /AWG/kcmil	30-16	30-16
Nominal current I _N	10 A	10 A
Nominal voltage U _N	300 V	300 V

CCA

PCB terminal block - SMKDS 1/ 3-3,5 - 1751109

Approvals

IECEE CB Scheme

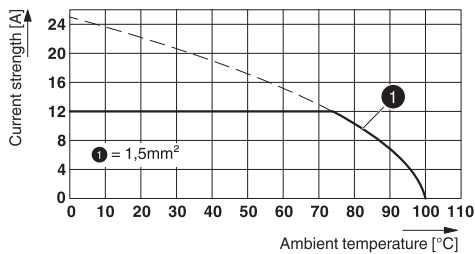
SEV	
mm ² /AWG/kcmil	1.5
Nominal current I _N	12 A
Nominal voltage U _N	125 V

EAC

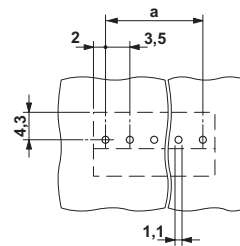
cULus Recognized

Drawings

Diagram



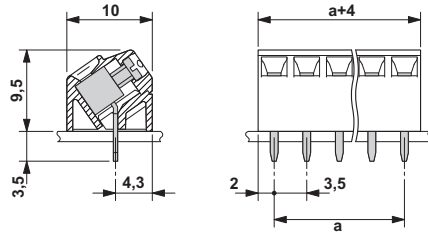
Drilling diagram



Type: SMKDS 1/5-3,5
 Tested according to DIN EN 60512-5-2:2003-01
 Reduction factor = 1
 Number of positions: 5

PCB terminal block - SMKDS 1/ 3-3,5 - 1751109

Dimensional drawing



X-ON Electronics

Largest Supplier of Electrical and Electronic Components

Click to view similar products for [Pluggable Terminal Blocks](#) category:

Click to view products by [Phoenix Contact](#) manufacturer:

Other Similar products are found below :

[57.404.7553](#) [57.504.0053.7](#) [57.510.0053](#) [57.910.6153](#) [01.112.1453](#) [CTB932VE/6](#) [MC 1.5/ 6-ST-3.5 GY AU](#) [ET02015000J0G](#) [734-104](#) [734-302](#) [734-304](#) [8-141-P](#) [FKCT 2.5/ 3-ST KMGY](#) [860505](#) [860508](#) [860516](#) [860810](#) [861908](#) [GBPACX-12](#) [93.731.4953.0](#) [PV05-5,08-K](#) [PVP02-5,00](#) [PVP04-3,50](#) [PVS02-5,00](#) [1-1986160-3](#) [H-10](#) [1546228-5](#) [ELFP03110](#) [ELVP03100](#) [ELXH03100](#) [ELXP041G0](#) [ELXT046G0](#) [1700101](#) [1700410](#) [1700425](#) [1703176](#) [1703243](#) [1705229](#) [1710175](#) [1714537](#) [1717806](#) [1719600](#) [1728941](#) [1729386](#) [1734692](#) [1734795](#) [1736036](#) [1740194](#) [1740291](#) [1740628](#)