

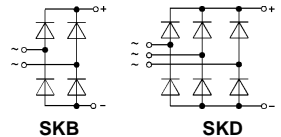
SEMIPONT® 2 Power Bridge Rectifiers

SKB 60
SKD 60
SKD 100

V_{RSM} V_{RRM}	I_D ($T_{case} = \dots \text{ }^\circ\text{C}$)		
	60 A (88 °C)	60 A (102 °C)	100 A (93 °C)
400 V	SKB 60/04	SKD 60/04	SKD 100/04
800 V	SKB 60/08	SKD 60/08	SKD 100/08
1200 V	SKB 60/12	SKD 60/12	SKD 100/12
1400 V	SKB 60/14	SKD 60/14	SKD 100/14
1600 V	SKB 60/16	SKD 60/16	SKD 100/16



Symbol	Conditions	SKB60	SKD60	SKD100	Units
I_D	$T_{case} = 85 \text{ }^\circ\text{C}$; inductive load	67	92	110	A
	$T_{amb} = 45 \text{ }^\circ\text{C}$, chassis ¹⁾	20	21	24	A
	P13A/125	25	27	28	A
	R4A/120		30		A
	P1A/120	44	48	54	A
	$T_{amb} = 35 \text{ }^\circ\text{C}$, P1A/120 F			85	100
	P1A/200 F	88	112	120	A
I_{FSM}	$T_{vj} = 25 \text{ }^\circ\text{C}$, 10 ms	1000	1000	1150	A
	$T_{vj} = 125 \text{ }^\circ\text{C}$, 10 ms	850	850	1000	A
i^2t	$T_{vj} = 25 \text{ }^\circ\text{C}$, 8,3...10 ms	5000	5000	6600	A ² s
	$T_{vj} = 125 \text{ }^\circ\text{C}$, 8,3...10 ms	3600	3600	5000	A ² s
V_F	$T_{vj} = 25 \text{ }^\circ\text{C}$; $I_F = 150 \text{ A}$	1,6	1,6	1,35	V
$V_{(TO)}$	$T_{vj} = 125 \text{ }^\circ\text{C}$	0,85	0,85	0,85	V
r_T	$T_{vj} = 125 \text{ }^\circ\text{C}$	5	5	5	mΩ
I_{RD}	$T_{vj} = 25/125 \text{ }^\circ\text{C}$; $V_{RD} = V_{RRM}$	0,5/2	0,5/2	0,5/2	mA
R_{thjc}	per diode	1,0	1,0	0,85	$^\circ\text{C/W}$
	total	0,25	0,167	0,14	$^\circ\text{C/W}$
R_{thch}	total		0,05		$^\circ\text{C/W}$
T_{vj}			- 40...+ 125		$^\circ\text{C}$
T_{stg}			- 40...+ 125		$^\circ\text{C}$
V_{isol}	a.c.50...60Hz; r.m.s.; 1s/1min		3600 / 3000		V~
M_1	to heatsink	SI units	$5 \pm 15 \%$		Nm
		US units	$44 \pm 15 \%$		lb. in.
M_2	to terminals	SI units	$5 \pm 15 \%$		Nm
		US units	$44 \pm 15 \%$		lb. in.
w			165		g
Case		G 17	G 18	G 18	



Features

- Robust plastic case with screw terminals
- Large, isolated base plate
- Blocking voltage to 1600 V
- High surge currents
- **SKB** = single phase bridge rectifier
- **SKD** = three phase bridge rectifier
- Easy chassis mounting
- UL recognized, file no. E 63 532

Typical Applications

- Single and three phase rectifiers for power supplies
- Input rectifiers for variable frequency drives
- Rectifiers for DC motor field supplies
- Battery charger rectifiers

¹⁾ Painted metal sheet of minimum 250 x 250 x 1 mm: $R_{thca} = 1,8 \text{ }^\circ\text{C/W}$

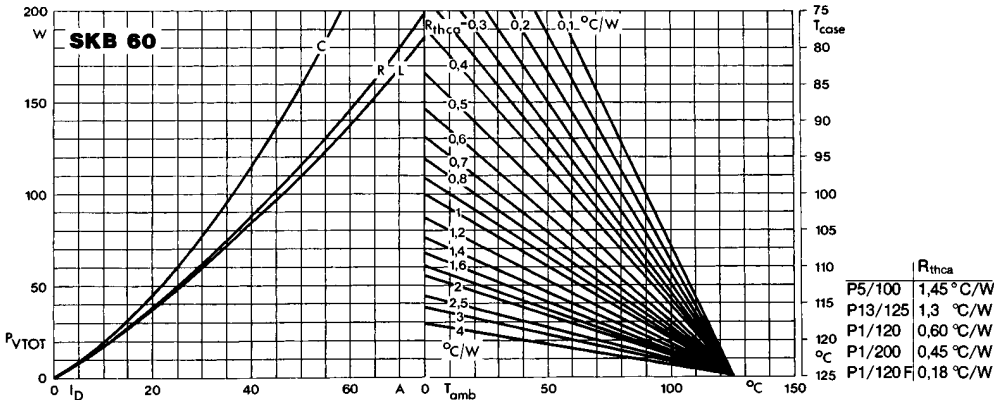


Fig. 3 a Power dissipation vs. output current and case temperature

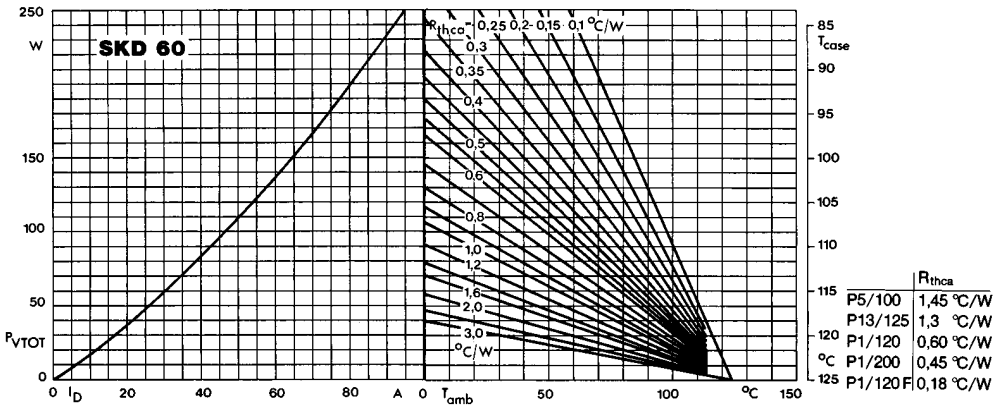


Fig. 3 b Power dissipation vs. output current and case temperature

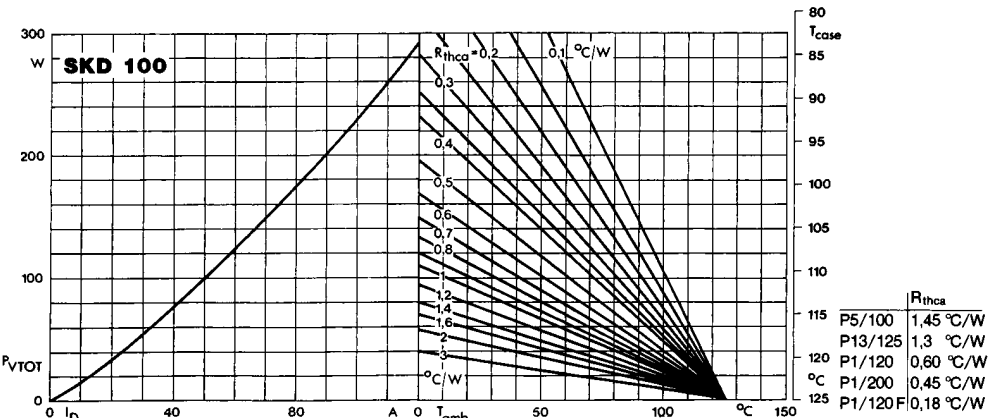


Fig. 3 c Power dissipation vs. output current and case temperature

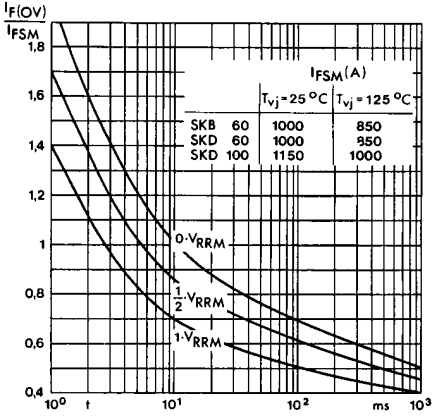


Fig. 5 Surge overload current vs. time

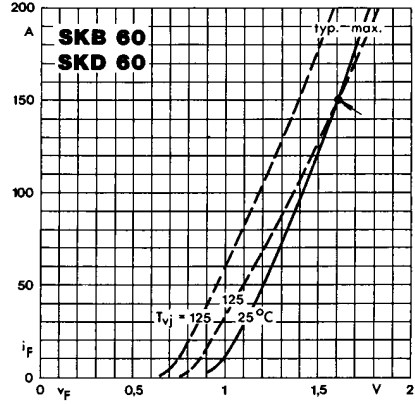


Fig. 9 a Forward characteristics of a single diode

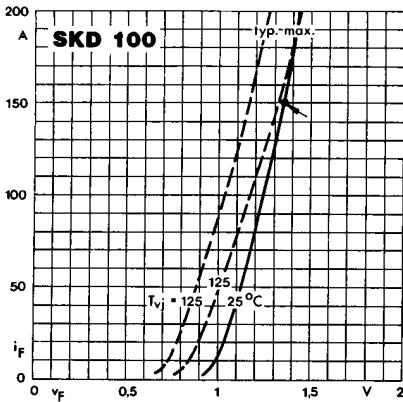


Fig. 9 b Forward characteristics of a single diode

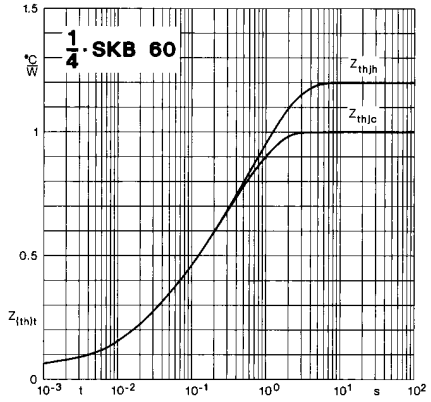


Fig. 12 a Transient thermal impedance vs. time

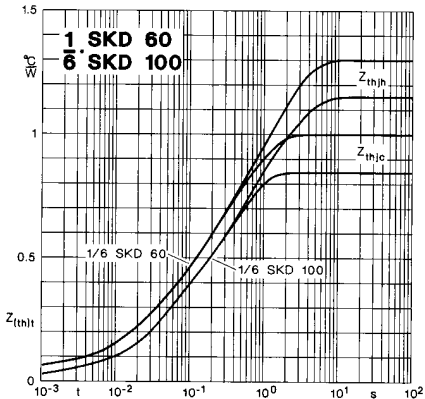
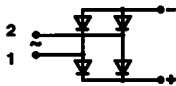
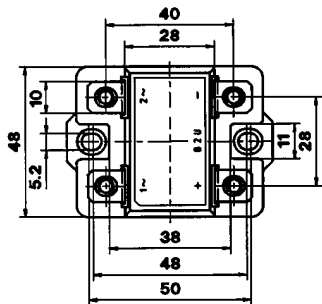
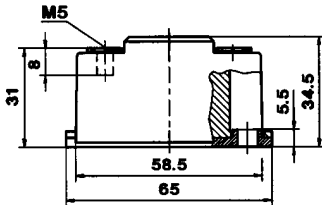


Fig. 12 b Transient thermal impedance vs. time

SKB 60

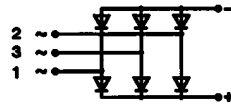
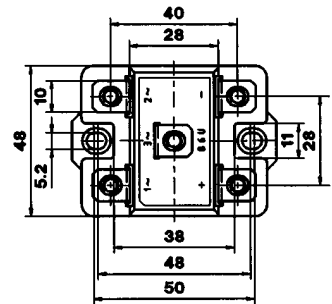
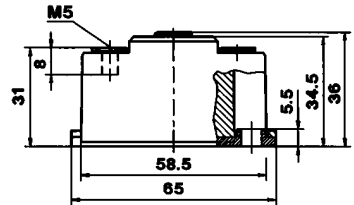
Case G 17
SEMIPONT® 2



Dimensions in mm

SKD 60
SKD 100

Case G 18
SEMIPONT® 2



Dimensions in mm

X-ON Electronics

Largest Supplier of Electrical and Electronic Components

Click to view similar products for [semikron](#) manufacturer:

Other Similar products are found below :

[SKD 60/12](#) [SKKT 42B12 E](#) [SKM200GB12T4](#) [SKR 130/14](#) [SKCH 40/16](#) [SKD 30/04A1](#) [SKKD 26/14](#) [SKKT 92/18E](#) [SKYPER 32 R](#) [SKKH 27/16E](#) [SKKD 380/16](#) [SKD 110/08](#) [SKD 62/12](#) [SKIIP 36NAB126V1 M20](#) [SKKD 162/20H4](#) [SKKD 380/08](#) [SKKH 72/20E H4](#) [SKKT 250/12E](#) [SKN71/02](#) [SKN 100/12](#) [SKN 100/14](#) [SKR 100/08](#) [SKIIP 24AC12T4V1 M20](#) [SKIIP 28AHB16V1 M20](#) [SKIIP 35NAB126V10 M20](#) [SKKH 570/16E](#) [SKKE 380/16](#) [SKR 130/18](#) [SK 45 UT 16](#) [SKKT 570/18E](#) [SKN 130/14](#) [SKPC200-240](#) [SKPC100Z-440](#) [SK 100 WT 12](#) [SK 25 UT 12](#) [SKR70/04](#) [SKD35/16](#) [SKKT 42/08E](#) [SKCH 40/08](#) [SKD 62/18](#) [SKD 82/08](#) [SKIIP 23NAB126V1 M20](#) [SKKQ 1200/14E](#) [SKR 60F12](#) [SKR 100/04](#) [SKR 100/14](#) [SKIIP 37AC12T4V1 M20](#) [SKD 60/16](#) [SKD 62/08](#) [SKDT 60/12](#)