

# 1.4 EPIC® H - B E

## Einsätze / Inserts / Inserts

### Technische Daten:

- Kontaktzahlen: . . . . . 6, 10, 16, 24, 32, 48 (+ PE)

### Schraubanschluss / Crimpanschluss:

- Bemessungsspannung: . . . . . VDE: 500 V EPIC® H-BE 6-48  
UL: 600 V EPIC® H-BE 6-48  
CSA: 600 V EPIC® H-BE 6-48
- Bemessungsstrom: . . . . . VDE: 16 A EPIC® H-BE 6-48  
UL: 16 A EPIC® H-BE 6-48  
CSA: 16 A EPIC® H-BE 6-48

### Käfigzugfederanschluss:

- Bemessungsspannung: . . . . . VDE: 500 V EPIC® H-BE 6-48  
UL: 600 V EPIC® H-BE 6-48  
CSA: 600 V EPIC® H-BE 6-48
- Bemessungsstrom: . . . . . VDE: 16 A EPIC® H-BE 6-48  
UL: 16 A EPIC® H-BE 6-48  
CSA: 16 A EPIC® H-BE 6-48
- Verschmutzungsgrad: . . . . . 3
- Bemessungsstoßspannung: 6kV

### Anschluss technik:

- Schraubanschluss: . . . . . 0,5-2,5 mm<sup>2</sup>
- Crimpanschluss: . . . . . 0,5-4 mm<sup>2</sup>
- Käfigzugfederanschluss: . . . . . 0,5-2,5 mm<sup>2</sup>
- Temperaturbereich: . . . . . -40 °C bis +100 °C,  
kurzzeitig bis +125 °C

### Kontakte:

- Schraubanschluss: . . . . . Kupferlegierung - hartversilbert
- Crimpanschluss: . . . . . Kupferlegierung –  
hartversilbert/hartvergoldet
- Käfigzugfederanschluss: . . . . . Kupferlegierung - hartversilbert
- Steckzyklen: . . . . . 100 (je nach Anwendungsfall  
höhere Steckzyklen möglich)

### Durchgangswiderstand:

- Schraubanschluss: . . . . . <2 mOhm
- Crimpanschluss: . . . . . <2 mOhm
- Käfigzugfederanschluss: . . . . . 1,5-4 m Ohm

### Technical Data:

- Number of contacts: . . . . . 6, 10, 16, 24, 32, 48 (+ PE)

### Screw Termination/Crimp termination

- Rated voltage: . . . . . VDE: 500 V EPIC® H-BE 6-48  
UL: 600 V EPIC® H-BE 6-48  
CSA: 600 V EPIC® H-BE 6-48
- Rated current: . . . . . VDE: 16 A EPIC® H-BE 6-48  
UL: 16 A EPIC® H-BE 6-48  
CSA: 16 A EPIC® H-BE 6-48

### Cage clamp:

- Rated voltage: . . . . . VDE: 500 V EPIC® H-BE 6-48  
UL: 600 V EPIC® H-BE 6-48  
CSA: 600 V EPIC® H-BE 6-48
- Rated current: . . . . . VDE: 16 A EPIC® H-BE 6-48  
UL: 16 A EPIC® H-BE 6-48  
CSA: 16 A EPIC® H-BE 6-48
- Pollution degree: . . . . . 3
- Dimensioning transient: . . . . . 6 kV

### Termination technique:

- Screw termination: . . . . . 0,5-2,5 mm<sup>2</sup>
- Crimp termination: . . . . . 0,5-4,0 mm<sup>2</sup>
- Cage clamp termination: . . . . . 0,5-2,5 mm<sup>2</sup>
- Temperature range: . . . . . -40 °C – +100 °C  
for a short term up to +125 °C

### Contacts:

- Screw termination: . . . . . Copper alloy, silver plated
- Crimp termination: . . . . . Copper alloy, silver plated/  
gold plated
- Cage Clamp termination: . . . . . Copper alloy, silver plated
- Mating cycles: . . . . . 100 (higher mating cycles  
depends on the application)

### Contact resistance:

- Screw termination: . . . . . <2 mOhm
- Crimp termination: . . . . . <2 mOhm
- Cage Clamp termination: . . . . . 1,5 - 4 mOhm

### Caractéristiques techniques:

#### Raccord à visser/Raccord à souder

- Nombre de contacts: . . . . . 6, 10, 16, 24, 32, 48 (+ PE)
- Tension nominale: . . . . . VDE: 500 V EPIC® H-BE 6-48  
UL: 600 V EPIC® H-BE 6-48  
CSA: 600 V EPIC® H-BE 6-48
- Courant nominale: . . . . . VDE: 16 A EPIC® H-BE 6-48  
UL: 16 A EPIC® H-BE 6-48  
CSA: 16 A EPIC® H-BE 6-48

#### Raccord lame de pression

- Tension nominale: . . . . . VDE: 500 V EPIC® H-BE 6-48  
UL: 600 V EPIC® H-BE 6-48  
CSA: 600 V EPIC® H-BE 6-48
- Courant nominale: . . . . . VDE: 16 A EPIC® H-BE 6-48  
UL: 16 A EPIC® H-BE 6-48  
CSA: 16 A EPIC® H-BE 6-48
- Degré de pollution: . . . . . 3
- Dimensionnement de choc: . . . . . 6 kV

#### Raccordement:

- Raccord à visser: . . . . . 0,5-2,5 mm<sup>2</sup>
- Raccord à sertir: . . . . . 0,5-4 mm<sup>2</sup>
- Raccord lame de pression: . . . . . 0,5-2,5 mm<sup>2</sup>
- Gamme de température: . . . . . -40 °C – +100 °C,  
à court terme jusqu'à +125 °C

### Contacts:

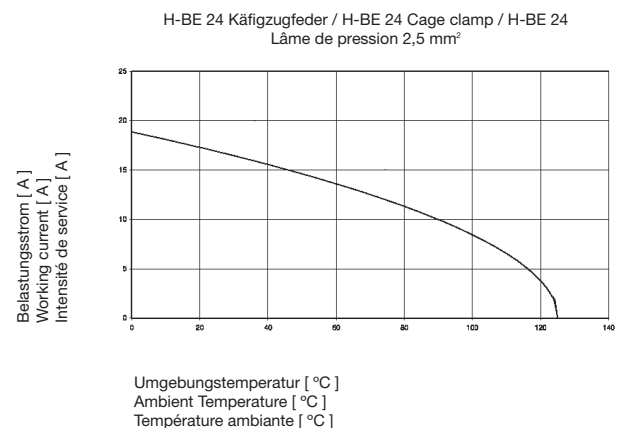
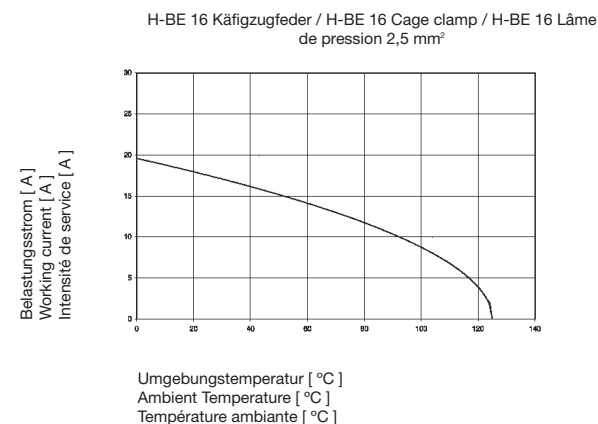
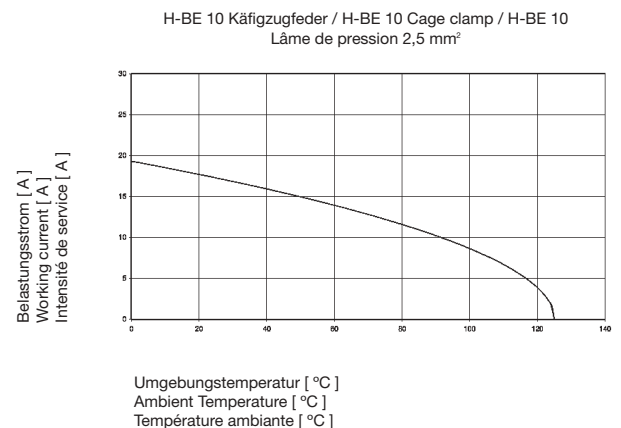
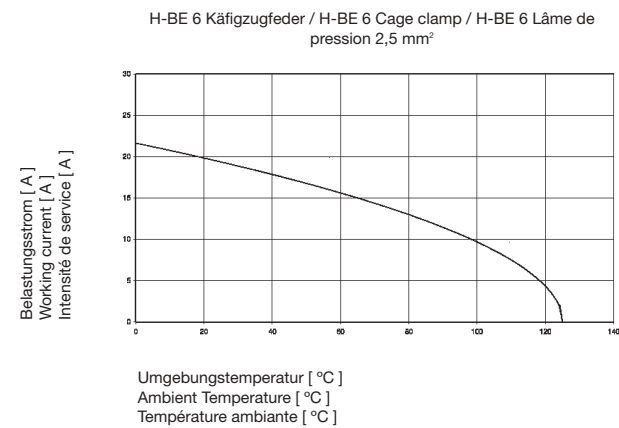
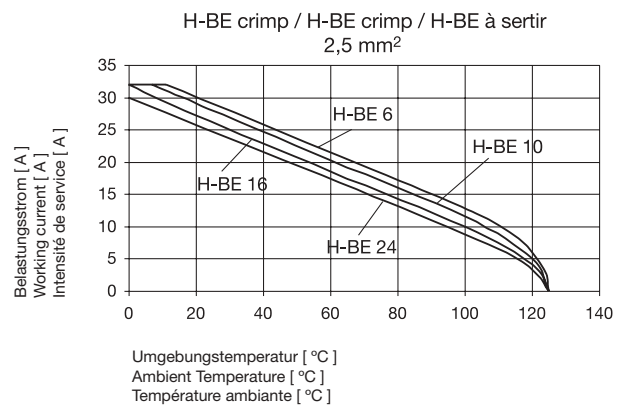
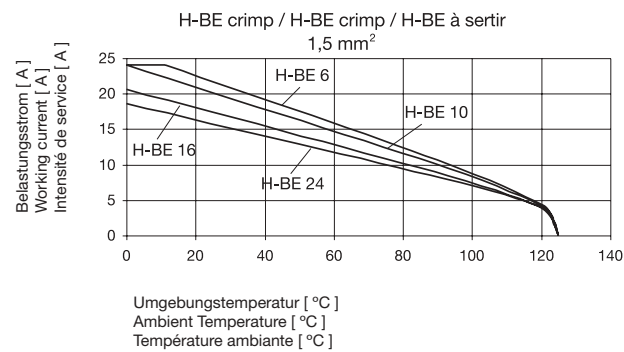
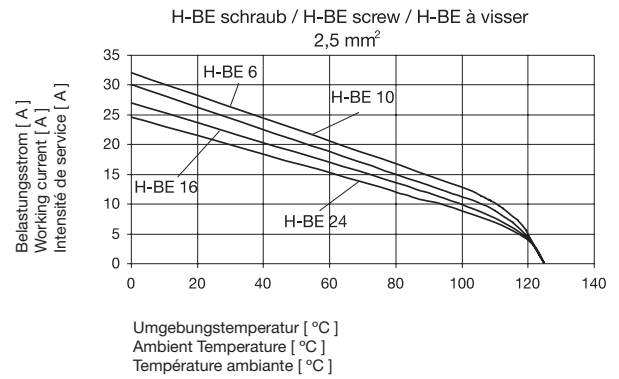
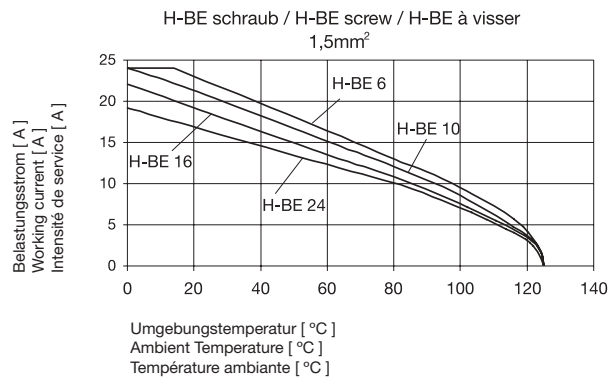
- Raccord à vis: . . . . . Alliage cuivre, argenté
- Raccord à sertir: . . . . . Alliage cuivre, argenté/doré
- Raccord lame de pression: . . . . . Alliage cuivre, argenté
- Cycles d'insertion: . . . . . 100 (selon le cas cycles  
d'insertion plus important)

### Résistance de passage:

- Raccord à visser: . . . . . < 2 mOhm
- Raccord à sertir: . . . . . < 2 mOhm
- Raccord lame de pression: . . . . . 1,5 – 4 mOhm

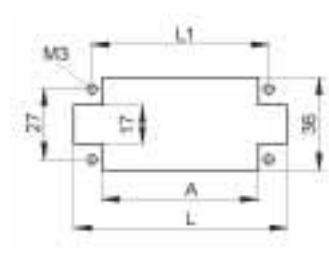
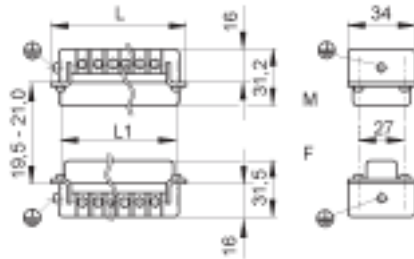
# 1.4 EPIC® H - B E

## Einsätze / Inserts / Inserts



# 1.4 EPIC® H - B E

## Einsätze / Inserts / Inserts



Montageausschnitt  
Panel cut-out  
Découpe de montage

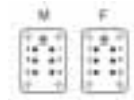
### Schraubanschluss / Screw termination / Raccord à visser

#### H-BE 6

| Artikel<br>part<br>article | Version<br>version<br>version | Art.Nr.<br>part No.<br>N° art. | Drahtschutz<br>wire protection<br>protection de fil | Kontakte<br>contacts<br>contacts | L  | L1 | A  |
|----------------------------|-------------------------------|--------------------------------|---|----------------------------------|----|----|----|
| H-BE 6 SS                  | Stift / male / mâle           | 10190000                       | ●   | 6                                | 51 | 44 | 39 |
| H-BE 6 BS                  | Buchse / female / femelle     | 10191000                       | ●   | 6                                | 51 | 44 | 39 |
| H-BE 6 SS                  | Stift / male / mâle           | 10190100                       |   | 6                                | 51 | 44 | 39 |
| H-BE 6 BS                  | Buchse / female / femelle     | 10191100                       |   | 6                                | 51 | 44 | 39 |

Gehäuse / Housings / Boîtiers:  
3.2: H-B 6

Ansicht anschlussseitig  
View from cable side  
Vue côté raccordement




#### H-BE 10

| Artikel<br>part<br>article | Version<br>version<br>version | Art.Nr.<br>part No.<br>N° art. | Drahtschutz<br>wire protection<br>protection de fil | Kontakte<br>contacts<br>contacts | L  | L1 | A  |
|----------------------------|-------------------------------|--------------------------------|---|----------------------------------|----|----|----|
| H-BE 10 SS                 | Stift / male / mâle           | 10192000                       | ●   | 10                               | 64 | 57 | 52 |
| H-BE 10 BS                 | Buchse / female / femelle     | 10193000                       | ●   | 10                               | 64 | 57 | 52 |
| H-BE 10 SS                 | Stift / male / mâle           | 10192100                       |   | 10                               | 64 | 57 | 52 |
| H-BE 10 BS                 | Buchse / female / femelle     | 10193100                       |   | 10                               | 64 | 57 | 52 |

Gehäuse / Housings / Boîtiers:  
3.2: H-B 10

Ansicht anschlussseitig  
View from cable side  
Vue côté raccordement




#### H-BE 16

| Artikel<br>part<br>article | Version<br>version<br>version | Art.Nr.<br>part No.<br>N° art. | Drahtschutz<br>wire protection<br>protection de fil | Kontakte<br>contacts<br>contacts | L    | L1   | A  |
|----------------------------|-------------------------------|--------------------------------|---|----------------------------------|------|------|----|
| H-BE 16 SS                 | Stift / male / mâle           | 10194000                       | ●   | 16                               | 84,5 | 77,5 | 71 |
| H-BE 16 BS                 | Buchse / female / femelle     | 10195000                       | ●   | 16                               | 84,5 | 77,5 | 71 |
| H-BE 16 SS                 | Stift / male / mâle           | 10194100                       |   | 16                               | 84,5 | 77,5 | 71 |
| H-BE 16 BS                 | Buchse / female / femelle     | 10195100                       |   | 16                               | 84,5 | 77,5 | 71 |

Gehäuse / Housings / Boîtiers:  
3.2: H-B 16

Ansicht anschlussseitig  
View from cable side  
Vue côté raccordement



## X-ON Electronics

Largest Supplier of Electrical and Electronic Components

*Click to view similar products for [epic manufacturer](#):*

Other Similar products are found below :

[44420040 + 73002716](#) [19426500](#) [72004000 + 73018000](#) [13.1623](#) [11161000](#) [11.1610](#) [9198+00022030](#) [72004000 + 73002756](#) [72000010](#)  
[10.5310](#) [10.4264+10.4310](#) [72040010](#) [HA4-FK-TE-SM-M-M20](#) [10.4310](#) [10.1270+10.1970+12.9545](#) [10.4220+10.4320](#)  
[10.4265+10.4235+10.4200+10.4210](#) [10121000+10196000+12954500](#) [10.0720](#) [44420037 + 73002752](#) [10102000](#) [10.4264](#) [8990+00022030](#)  
[72004000 + 73002716](#) [10.4861](#) [44420037 + 73018000](#) [10.1210+10.1960+12.9545](#) [10.4881](#) [10.0220+10.0030+10.1900+10.1910+12.9544](#)  
[10431000](#) [10.1920](#) [44420037 + 73028500](#) [13.1622](#) [44420037 + 73002716](#) [10.1900](#)