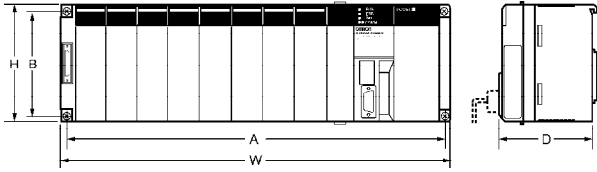


Dimensions

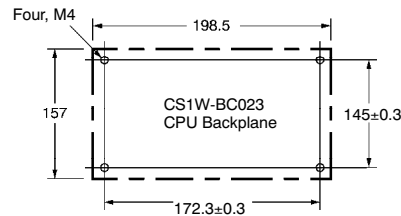
Unit: mm

CS1 CPU



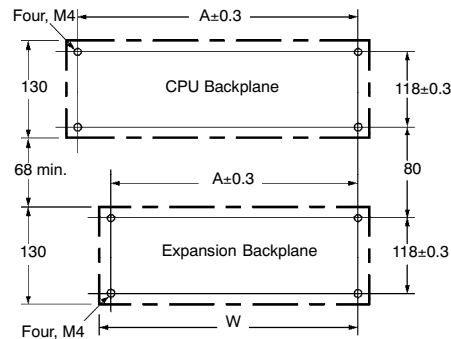
Backplane

CPU Backplane with 2 slots



Note: Expansion Backplanes cannot be connected to 2-slot CPU Backplanes.

CPU Backplane with 3, 5, 8, or 10 Slots

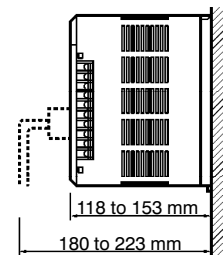


Backplane	Model	A	W
CPU Backplanes	CS1W-BC023 (2 slots)	172.3	198.5
	CS1W-BC033 (3 slots)	246	260
	CS1W-BC053 (5 slots)	316	330
	CS1W-BC083 (8 slots)	421	435
	CS1W-BC103 (10 slots)	491	505
CS1 Expansion Backplanes	CS1W-BI033 (3 slots)	246	260
	CS1W-BI053 (5 slots)	316	330
	CS1W-BI083 (8 slots)	421	435
	CS1W-BI103 (10 slots)	491	505
C200H Expansion I/O Backplanes	C200HW-BI031 (3 slots)	175	189
	C200HW-BI051 (5 slots)	245	259
	C200HW-BI081-V1 (8 slots)	350	364
	C200HW-BI101-V1 (10 slots)	420	434

Backplane	A	B	W	H	D
CS1W-BC023 (2 slots)	172.3	145	198.5	157	123
CS1W-BC033 (3 slots)	246	118	260	130	
CS1W-BC053 (5 slots)	316		330		
CS1W-BC083 (8 slots)	421	435			
CS1W-BC103 (10 slots)	491	505			

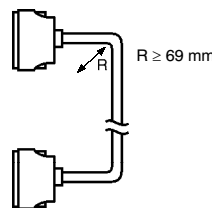
Mounting Depth

The depth of all Racks is from 118 to 153 mm depending on the Units that are mounted. Additional depth is required to connect Peripheral Devices and Cables. Be sure to allow sufficient mounting depth.

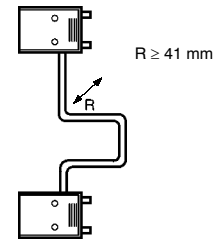


Note: I/O Connecting Cables are 12 m long max. and require sufficient space to maintain the min. bending radius.

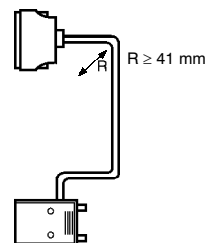
CS1 I/O Connecting Cable (Cable diameter: 8.6 mm)



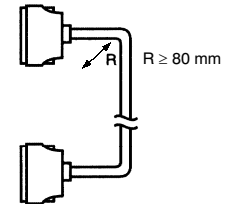
C200H I/O Connecting Cable (Cable diameter: 5.1 mm)



CS1 to C200H I/O Connecting Cable (Cable diameter: 5.1 mm)



Long-distance Connecting Cable (Cable diameter: 10 mm)



■ CS1 System Configuration Worksheet - 1

CPU RACK					
REQUIRED PARTS				QTY	PART NUMBER(S) SELECTED
CPU (CSIG REQUIRES 0.95 A; CSIH REQUIRES 1.1 A)				1	
POWER SUPPLY				1	
CPU BACKPLANE (REQUIRES 0.11A)				1	
SLOTS	CURRENT CONSUMPTION	DESCRIPTION	PTS		
1				1	
2				1	
3				1	
4				1	
5				1	
6				1	
7				1	
8				1	
9				1	
10				1	
OPTIONAL PARTS					
OPTIONAL CPU MOUNT SERIAL COMMUNICATIONS BOARD (SCB)				1	
MEMORY CARD (FLASH)				1	
PROGRAMMING CABLE (PERIPHERAL CABLE)				1	
PROGRAMMING SOFTWARE				1	
REMOTE I/O, TOUCH SCREENS, CABLES, OTHER SOFTWARE, ETC.					

Note: For your use, make one copy of this worksheet.

Worksheets

■ CS1 System Configuration Worksheet - 2

EXPANSION RACK					
REQUIRED PARTS				QTY	PART NUMBER(S) SELECTED
POWER SUPPLY				1	
EXPANSION BACKPLANE (CS1W REQUIRES 0.23 A; C200HW REQUIRES FOR 0.15A)				1	
SLOTS	CURRENT CONSUMPTION	DESCRIPTION	PTS		
1				1	
2				1	
3				1	
4				1	
5				1	
6				1	
7				1	
8				1	
9				1	
10				1	
PROGRAMMING SOFTWARE					
PERIPHERAL CABLE					
I/O RACK CABLES					
I/O MODULE CABLES					
OTHER					

Note: For your use, make one copy of this worksheet for each expansion rack.

X-ON Electronics

Largest Supplier of Electrical and Electronic Components

Click to view similar products for [Wire Labels & Markers](#) category:

Click to view products by [Omron](#) manufacturer:

Other Similar products are found below :

[89078GBEST](#) [89080GBEPR](#) [89080GBEST](#) [89082GBESR](#) [89082GBEST](#) [89083GBEPR](#) [5761-2SF](#) [58400](#) [586R734H02](#) [004579-0000](#)
[600L2R2BTRB](#) [600S150JTDRB](#) [CRS-CM5M](#) [CRS-M18M](#) [CS1836-000](#) [CS8626-000](#) [63854-2-CUT-TAPE](#) [663090-000](#) [CU6343-000](#)
[6806810001](#) [CZ2857-000](#) [6V1J0](#) [700668-0073](#) [70D1-18-06-1-C](#) [7-1768041-1](#) [739253-000](#) [F20827-000](#) [F24597-000](#) [750-1412](#) [7540](#)
[F83400-000](#) [7949](#) [FE-41164](#) [80870017432](#) [80870017741](#) [8-1768412-3](#) [MLPV406](#) [85044GBEPR](#) [FR10975N0050J01](#) [FST-2.8A](#) [8876569-2](#)
[PG-UP0651S-01](#) [9167570001](#) [G550068-2](#) [G550068-4](#) [PM-1007-2](#) [967563-1](#) [GPS-TMG-MNT](#) [1-1659607-0](#) [9968190001](#)