

Long Type	Thread Style	Cable OD	Panel Thickness	Length (With SR)	Length (Without SR)	IP
With SR	M12	Ø4.5~Ø6.5mm	Max 3.0mm	60.0mm	30.0mm	68
	M16	Ø6~Ø10mm	Max 7.5mm	78.0mm	45.0mm	68
	M20	Ø10~Ø14mm	Max 6.2mm	86.6mm	43.7mm	68
	M25	Ø13~Ø18mm	Max 6.2mm	96.0mm	52.1mm	68
	M32	Ø16~Ø22mm or Ø18~Ø25mm	Max 6.0mm		52.5mm	68
Without SR	M40	Ø20~Ø25mm or Ø24~Ø32mm	Max 9.0mm		60.0mm	68
	PG7	Ø4.5~Ø6.5mm	Max 3.0mm	60.0mm	30.0mm	68
	PG9	Ø6~Ø10mm	Max 7.5mm	78.0mm	45.0mm	68
	PG11	Ø6~Ø10mm	Max 6.0mm	79.1mm	48.3mm	68
	PG13.5	Ø10~Ø14mm	Max 6.2mm	86.6mm	49.6mm	68
	PG16	Ø6.5mm (for RJ) or Ø10~Ø14mm	Max 4.5mm (for RJ) or Max 6.0mm	86.6mm	49.6mm or 49.85mm (for RJ)	68
PG29	Ø16~Ø22mm or Ø18~Ø25mm	Max 6.0mm		52.5mm	68	

Short Type	Thread Style	Cable OD	Panel Thickness	Length (With SR)	Length (Without SR)	IP
With SR	M8	Ø2.5~Ø3mm			22.0mm	67
	M16	Ø6~Ø10mm	Max 3.0mm		40.0mm	68
	M20	Ø10~Ø14mm	Max 6.2mm	79.6mm	36.7mm	68
Without SR	M25	Ø13~Ø18mm	Max 6.2mm	89.0mm	45.0mm	68
	M32	Ø16~Ø22mm or Ø18~Ø25mm	Max 6.0mm		47.5mm	68
	PG16	Ø5.5~Ø7.5mm (for RJ) or Ø10~Ø14mm			44.6mm or 45.0mm (for RJ)	68
	E20	Ø5.5~Ø7mm or Ø7.8~Ø9.3mm	Max 5.0mm		40.0mm	68

**XXX - XX X X X X - X X X XXX**

**Number of Contacts**

- 02, 03, ..... Pin

**Style**

- A – For Cable with S/R
- B – For Cable without S/R
- P – For Panel Front Mounting
- R – For Panel Rear Mounting

**Connector Style**

- M – Male Connector
- F – Female Connector

**Specification**

- AD – Mini Size Current Rating 5A
- ASD – Mini Size Shield Current Rating 5A
- ASU – Mini Size Shield Current Rating 2A
- AU – Mini Size Current Rating 2A
- BB – Standard Size Current Rating 10A
- BBD – Standard Size Current Rating 10A+5A
- BD – Standard Size Current Rating 5A
- BDU – Standard Size Current Rating 5A+2A
- BSD – Standard Size Shield Current Rating 5A
- BSU – Standard Size Shield Current Rating 2A
- BSB – Standard Size Shield Current Rating 10A
- BU – Standard Size Current Rating 2A
- CB – Middle Size Current Rating 10A
- CBU – Middle Size Current Rating 10A+2A
- CBD – Middle Size Current Rating 10A+5A
- CC – Middle Size Current Rating 20A
- CD – Middle Size Current Rating 5A
- CDU – Middle Size Current Rating 5A+2A
- CU – Middle Size Current Rating 2A
- DC – Large Size Current Rating 20A
- DCD – Large Size Current Rating 20A+5A
- DD – Large Size Current Rating 5A
- DU – Large Size Current Rating 2A
- DSD – Large Size Shield Current Rating 5A
- ED – Macro Size Current Rating 5A
- GBD – Dimension Between B & C – 10A + 5A

**Waterproof Rating**

- 6 = IP 66
- 7 = IP 67
- 8 = IP 68

**Back Shell**

- L – Straight (180° For Cable Type)
- R – Right Angle (90° For Cable Type)
- C – Circular (For Panel Type)
- S – Square (For Panel Type)

**Mating Style**

- L – Two Point Lock
- S – Screw
- Q – Quick
- T – Three Point Lock

**Version**

- 000 : Phantom
- Without Cable 001, 002,.....
- For Cable A01 - 1M ~ A99 - 99M
- A - UL2464 Cable

**Assembly Style**

- M – Molding Type
- A – Assembly Type
- S – Solder Type
- P – 180° PCB Type
- R – 90° PCB Type
- B – Screw in Type

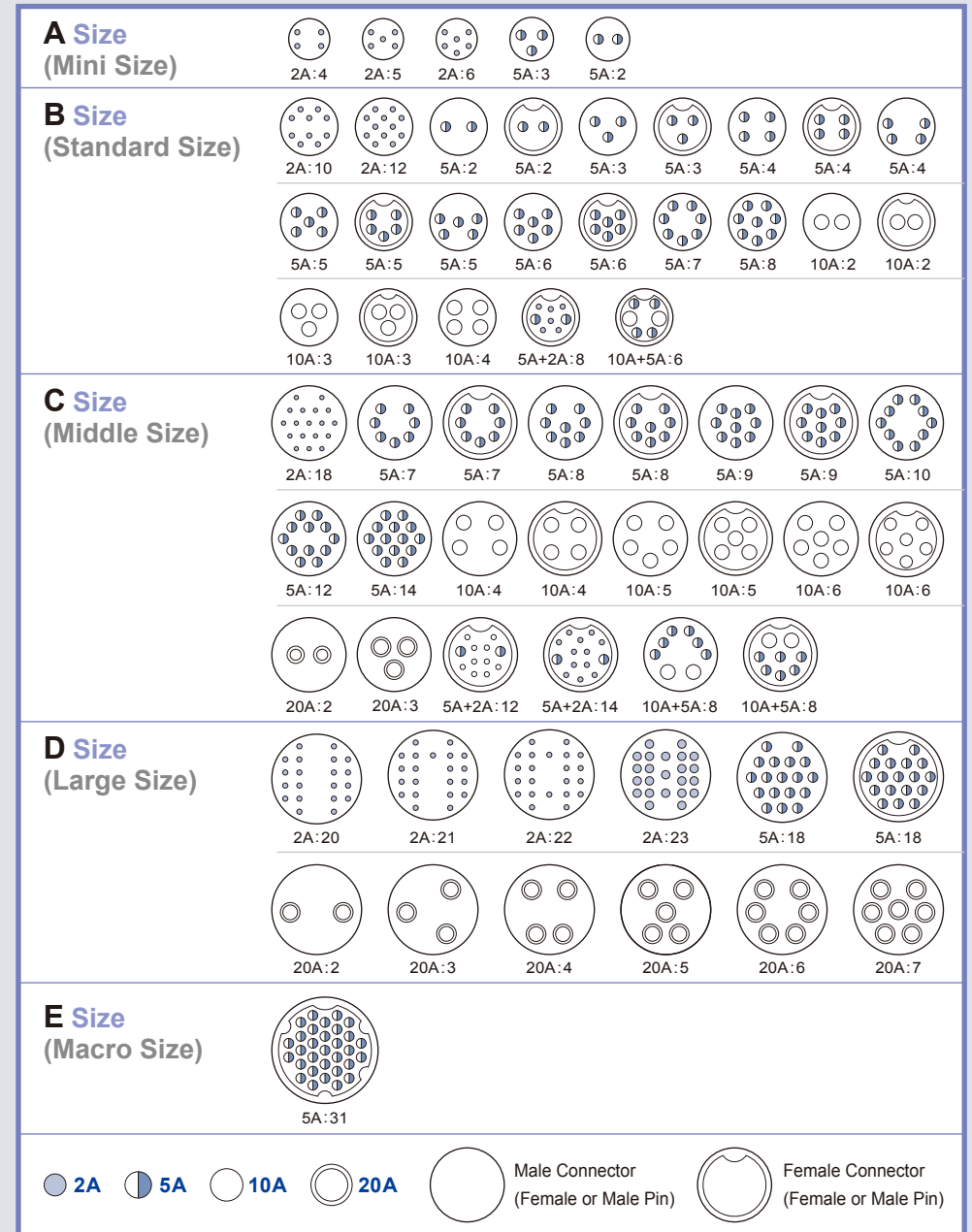
**Contact Type**

- M – Male
- F – Female
- C – Combo
- D – Female Power + Male Signal
- E – Male Power + Female Signal

SPECIFICATIONS





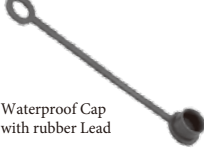



No.	Specifications	Standard Value
01. Identifications		A Size (Mini Size: 7/16"-28UNS) B Size (Standard Size: 5/8"-27UNS) C Size (Middle Size: 13/16"-28UN) D Size (Large Size: 1"-20UNEF) E Size (Macro Size: 1 3/16"-20UN)
02. Description		Panel Mount, Molded with Cable and Field Installable
03. Current Rating / Pin Arrangements		A Size (Mini): 2A: 4 to 6, 5A: 2 and 3 B Size (Standard): 2A: 10 or 12, 5A: 2 to 8, 10A: 2 to 4, 5A+2A: 8, 10A+5A: 6 C Size (Middle): 2A: 18, 5A: 7 to 14, 10A: 4 to 6, 20A: 3, 5A+2A: 12 or 14, 10A+5A: 8 D Size (Large): 2A: 20 to 22, 5A: 18, 20A: 2 to 7 E Size (Macro): 5A: 31
04. Material		Contacts: Copper Alloy, Gold Plated Connector Body: Nylon + GF, UL Recognized
05. Temperature Range		Cable: -20°C to +80°C Connector Body: -40°C to +105°C
06. Waterproof Rating		IP66, IP67 or IP68 (Per IEC60590)
07. Contact Resistance		≤10mΩ
08. Insulation Resistance		≥100mΩ at DC 500V
09. Durability		1000 Plug / Unplug Cycles Minimum
10. Breakdown Voltage		≥AC 1000V / 1 Minute, ≥500V / 1 Minute (1.5~5A)
11. Corrosion		48 Hours Salt Spray Contact
12. Standard Cable Length (for Molded Cable)		1, 2, 5, 10M (Standard Cable: UL2464 PVC Jacket)











CONTACT PIN ARRANGEMENT





Panel (Chassis) Mount		Mating Parts	Accessories
CONNECTOR	FEATURE	CONNECTOR	CONNECTOR
<p><b>PLASTIC</b></p> 	<p><u>Pin:</u></p> <ul style="list-style-type: none"> <li>• 2A: 4 to 6</li> <li>• 5A: 2 and 3</li> </ul> <p><u>Mating Style:</u></p> <ul style="list-style-type: none"> <li>• Screw (Thread) Rear or Front Mounting</li> <li>• Lock (Bayonet) Rear or Front Mounting</li> </ul> <p><u>Assembly Style:</u></p> <ul style="list-style-type: none"> <li>• PCB 180° (P) or Solder (S)</li> </ul>	 <p>With SR</p>	 <p>Waterproof Cap with Rubber Lead</p>
		 <p>Without SR</p>	 <p>Waterproof Cap with Rubber Lead</p>
		 <p>Field Installable</p>	 <p>Waterproof Cover with Chain</p>
<p><b>METAL</b></p> 	<p><u>Pin:</u></p> <ul style="list-style-type: none"> <li>• 2A: 4 to 6</li> <li>• 5A: 2 and 3</li> </ul> <p><u>Mating Style:</u></p> <ul style="list-style-type: none"> <li>• Lock (Bayonet) Front Mounting</li> </ul> <p><u>Assembly Style:</u></p> <ul style="list-style-type: none"> <li>• PCB 180° (P) or Solder (S)</li> </ul>	 <p>With SR</p>	 <p>T Cable</p>
		 <p>Without SR</p>	 <p>T Adator</p>
		 <p>Field Installable</p>	 <p>T Adator</p>
			 <p>Extension Cord</p>

Panel (Chassis) Mount		Mating Parts	Accessories
CONNECTOR	FEATURE	CONNECTOR	CONNECTOR
<p><b>PLASTIC</b></p> 	<p><u>Pin:</u></p> <ul style="list-style-type: none"> <li>• 2A: 10 or 12</li> <li>• 5A: 2 to 8</li> <li>• 10A: 2 to 4</li> <li>• 5A + 2A: 8</li> <li>• 10A + 5A: 6</li> </ul> <p><u>Mating Style:</u></p> <ul style="list-style-type: none"> <li>• Screw (Thread) Rear or Front Mounting</li> <li>• Lock (Bayonet) Rear or Front Mounting</li> </ul> <p><u>Assembly Style:</u></p> <ul style="list-style-type: none"> <li>• PCB 180° (P) or PCB 90° or Solder (S)</li> </ul>	 <p>With SR</p>	 <p>Waterproof Cap with Rubber Lead</p>
		 <p>Without SR</p>	 <p>Waterproof Cap with Rubber Lead</p>
		 <p>Field Installable</p>	 <p>Waterproof Cover with Chain</p>
<p><b>METAL</b></p> 	<p><u>Pin:</u></p> <ul style="list-style-type: none"> <li>• 2A: 10</li> <li>• 5A: 4 to 8</li> </ul> <p><u>Mating Style:</u></p> <ul style="list-style-type: none"> <li>• Screw (Thread) Rear or Front Mounting</li> </ul> <p><u>Assembly Style:</u></p> <ul style="list-style-type: none"> <li>• PCB 180° (P) or Solder (S)</li> </ul>	 <p>Without SR</p>	 <p>T Cable</p>
		 <p>Without SR</p>	 <p>T Adator</p>
		 <p>Without SR</p>	 <p>T Adator</p>
			 <p>Extension Cord</p>
			 <p>Tool</p>

Panel (Chassis) Mount		Mating Parts	Accessories
CONNECTOR	FEATURE	CONNECTOR	CONNECTOR
 <p><b>PLASTIC</b></p> <p><b>Pin:</b></p> <ul style="list-style-type: none"> <li>• 2A: 18</li> <li>• 5A: 7 to 10, 12, 14</li> <li>• 10A: 4 to 6</li> <li>• 20A: 3</li> <li>• 5A + 2A: 12 or 14</li> <li>• 10A + 5A: 8</li> </ul> <p><b>Mating Style:</b></p> <ul style="list-style-type: none"> <li>• Screw (Thread) Rear or Front Mounting</li> <li>• Lock (Bayonet) Rear or Front Mounting</li> </ul> <p><b>Assembly Style:</b></p> <ul style="list-style-type: none"> <li>• PCB 180° (P) or Solder (S)</li> </ul>		 <p>With SR</p>	 <p>Waterproof Cap with rubber Lead</p>
		 <p>Without SR</p>	 <p>Waterproof Cap with rubber Lead</p>
	 <p>Field Installable</p>	 <p>Waterproof Cover with Chain</p>	 <p>Tool</p>

Panel (Chassis) Mount		Mating Parts	Accessories
CONNECTOR	FEATURE	CONNECTOR	CONNECTOR
 <p><b>PLASTIC</b></p> <p><b>Pin:</b></p> <ul style="list-style-type: none"> <li>• 2A: 18, 20 to 22</li> <li>• 5A: 18</li> <li>• 10A: 2 to 7</li> <li>• 20A + 5A: 12</li> </ul> <p><b>Mating Style:</b></p> <ul style="list-style-type: none"> <li>• Screw (Thread) Rear or Front Mounting</li> <li>• Lock (Bayonet) Rear or Front Mounting</li> </ul> <p><b>Assembly Style:</b></p> <ul style="list-style-type: none"> <li>• PCB 180° (P) or Solder (S)</li> </ul>		 <p>With SR</p>	 <p>Waterproof Cap with rubber Lead</p>
		 <p>Field Installable (Screw-In Termination Contacts Are Available)</p>	 <p>Waterproof Cap with rubber Lead</p>
 <p><b>METAL</b></p> <p><b>Pin:</b></p> <ul style="list-style-type: none"> <li>• 5A: 18</li> </ul> <p><b>Mating Style:</b></p> <ul style="list-style-type: none"> <li>• Screw (Thread) Front Mounting</li> </ul> <p><b>Assembly Style:</b></p> <ul style="list-style-type: none"> <li>• PCB 180° (P) or Solder (S)</li> </ul>		 <p>Without SR</p>	 <p>Waterproof Cover with Chain</p>
		 <p>Without SR</p>	 <p>Tool</p>

Panel (Chassis) Mount		Mating Parts	Accessories
CONNECTOR	FEATURE	CONNECTOR	
<p>PLASTIC</p> 	<p><b>Pin:</b></p> <ul style="list-style-type: none"> <li>• 5A: 31</li> </ul> <p><b>Mating Style:</b></p> <ul style="list-style-type: none"> <li>• Lock (Bayonet)</li> <li>• Front Mounting</li> </ul> <p><b>Assembly Style:</b></p> <ul style="list-style-type: none"> <li>• PCB 180° (P) or Solder (S)</li> </ul>	 <p>With SR</p>	

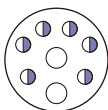
SPECIFICATIONS

No.	Specifications	Standard Value
01.	Identifications	G Size
02.	Description	Panel Mount, Molded with Cable
03.	Current Rating / Pin Arrangements	5A: 6 + 10A: 2
04.	Material	Contacts: Copper Alloy Gold Plated Connector Body: PBT + PC
05.	Temperature Range	Connector: -40°C to +105°C Cable: -20°C to +105°C
06.	Waterproof Rating	IP67, IP68
07.	Contact Resistance	≤10mΩ
08.	Insulation Resistance	≥100MΩ at DC 500V
09.	Flame Test	UL94 V-0
10.	Breakdown Voltage	≥AC 1000V / 1 Minute
11.	Corrosion	48 Hours Salt Spray Contact
12.	Standard Cable Length (for Molded Cable)	1, 2, 5, 10M

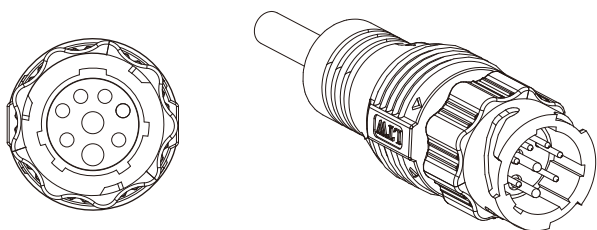


CONTACT PIN ARRANGEMENT

10A+5A



What "3 Points Lock" is?



Panel (Chassis) Mount		Mating Parts		Accessories
CONNECTOR	P/N	CONNECTOR	P/N	
	<p>LTWGBD-08△FFM-TL△AXX</p> <p><b>FEATURES:</b></p> <ul style="list-style-type: none"> <li>• 3 Point Lock</li> <li>• 180° In-line Molded Type</li> <li>• △ With or without SR</li> <li>• PVC Cable</li> <li>• △ IP 67 or IP 68</li> <li>• 10A+5A: 8</li> </ul>		<p>LTWGBD-08△MMM-TL△AXX</p> <p><b>FEATURES:</b></p> <ul style="list-style-type: none"> <li>• 3 Point Lock</li> <li>• 180° In-line Molded Type</li> <li>• △ With or without SR</li> <li>• PVC Cable</li> <li>• △ IP 67 or IP 68</li> <li>• 10A+5A: 8</li> </ul>	
	<p>LTWGBD-08△MMM-TL△AXX</p> <p><b>FEATURES:</b></p> <ul style="list-style-type: none"> <li>• 3 Point Lock</li> <li>• 180° In-line Molded Type</li> <li>• △ With or without SR</li> <li>• PVC Cable</li> <li>• △ IP 67 or IP 68</li> <li>• 10A+5A: 8</li> </ul>		<p>LTWGBD-08△FFM-TL△AXX</p> <p><b>FEATURES:</b></p> <ul style="list-style-type: none"> <li>• 3 Point Lock</li> <li>• 180° In-line Molded Type</li> <li>• △ With or without SR</li> <li>• PVC Cable</li> <li>• △ IP 67 or IP 68</li> <li>• 10A+5A: 8</li> </ul>	

SPECIFICATIONS

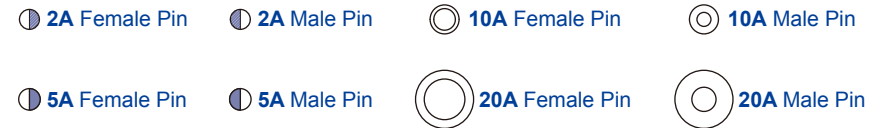
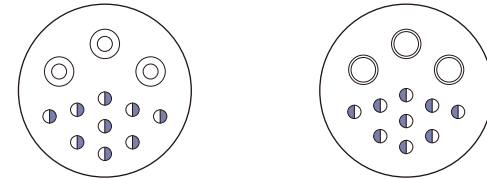
No.	Specifications	Standard Value
01. Identifications		C Size (Middle: 13/16"~28UN) D Size (Large: 1"~20UNEF)
02. Description		Panel Mount, Molded with Cable and Field Installable
03. Current Rating / Pin Arrangements		2A: 5 + 10A: 3 5A: 9 + 20A: 3
04. Material		Contacts: Copper Alloy Gold Plated Connector Body: PA
05. Temperature Range		Connector: -40°C to +105°C Cable: -20°C to +80°C
06. Waterproof Rating		IP67
07. Contact Resistance		≤10mΩ
08. Insulation Resistance		>100MΩ at DC 500V
09. Flame Test		UL94V-0
10. Breakdown Voltage		≥AC 1000V / 1 Minute
11. Corrosion		48 Hours Salt Spray Contact
12. Standard Cable Length (for Molded Cable)		1, 2, 5, 10M

CONTACT PIN ARRANGEMENT

C Size  
10A+2A



D Size  
20A+5A



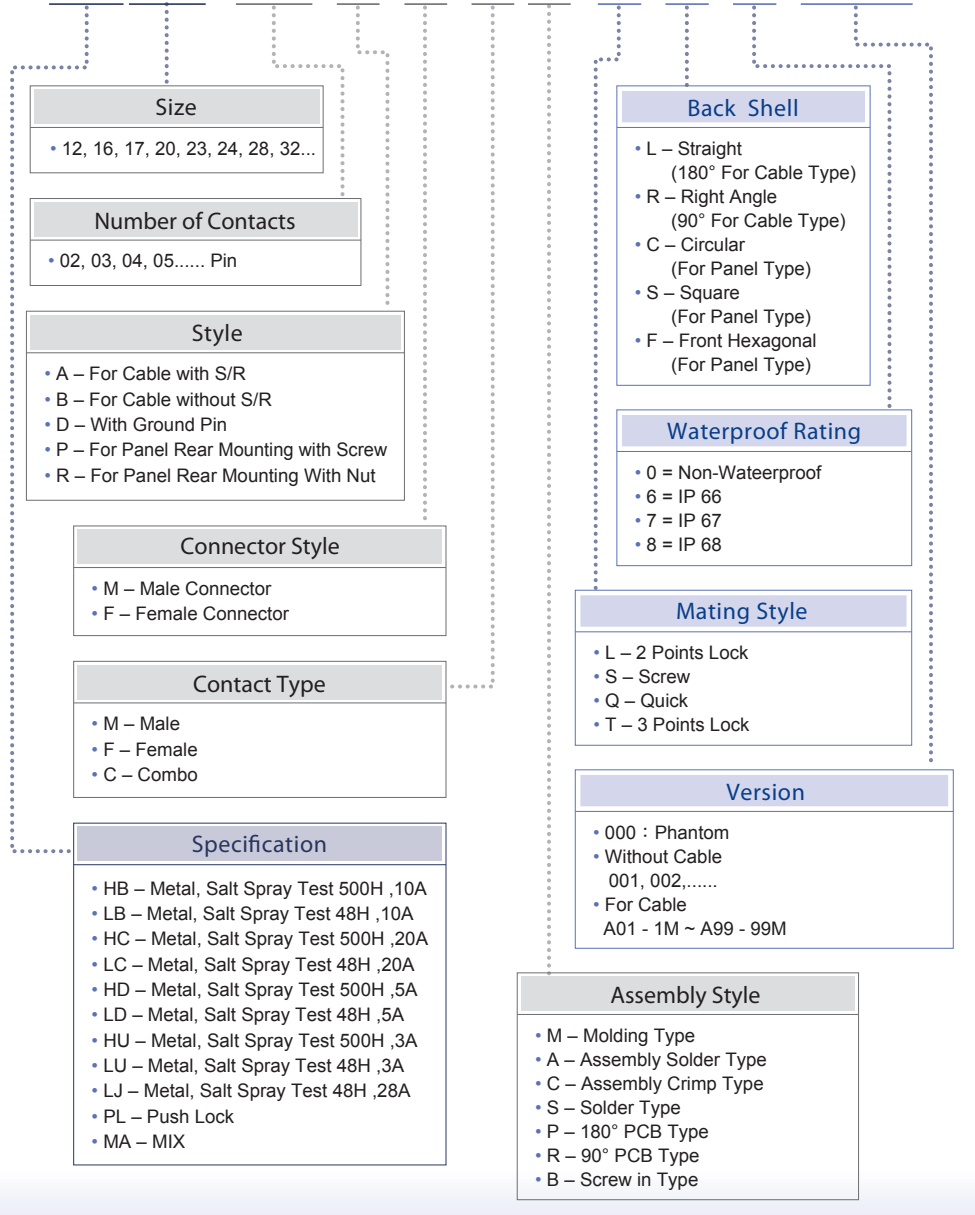
Panel (Chassis) Mount		Mating Parts		Accessories
CONNECTOR	P/N	CONNECTOR	P/N	
 <p><b>LTWDCD-12PME<math>\Delta</math>-LC7001</b></p> <p><b>FEATURES:</b></p> <ul style="list-style-type: none"> <li>• Bayonet Lock</li> <li>• <math>\Delta</math> Solder or PCB Contacts</li> <li>• Front Mounting</li> <li>• IP 67</li> <li>• 20A(3)+5A(9)</li> </ul>		 <p>LTWDCD-12<math>\Delta</math>FDM-LL7AXX</p> <p><b>FEATURES:</b></p> <ul style="list-style-type: none"> <li>• Bayonet Lock</li> <li>• 180° In-line Molded Type</li> <li>• <math>\Delta</math> With or without SR</li> <li>• PVC Cable</li> <li>• IP 67</li> <li>• 20A(3)+5A(9)</li> </ul>		
		 <p>LTWDCD-12<math>\Delta</math>FDM-LR7AXX</p> <p><b>FEATURES:</b></p> <ul style="list-style-type: none"> <li>• Bayonet Lock</li> <li>• 90° In-line Molded Type</li> <li>• <math>\Delta</math> With or without SR</li> <li>• PVC Cable</li> <li>• IP 67</li> <li>• 20A(3)+5A(9)</li> </ul>		
 <p><b>LTWDCD-12PMD<math>\Delta</math>-LC7001</b></p> <p><b>FEATURES:</b></p> <ul style="list-style-type: none"> <li>• Bayonet Lock</li> <li>• <math>\Delta</math> Solder or PCB Contacts</li> <li>• Front Mounting</li> <li>• IP 67</li> <li>• 20A(3)+5A(9)</li> </ul>		 <p>LTWDCD-12<math>\Delta</math>FEM-LL7AXX</p> <p><b>FEATURES:</b></p> <ul style="list-style-type: none"> <li>• Bayonet Lock</li> <li>• 180° In-line Molded Type</li> <li>• <math>\Delta</math> With or without SR</li> <li>• PVC Cable</li> <li>• IP 67</li> <li>• 20A(3)+5A(9)</li> </ul>		
		 <p>LTWDCD-12AFEM-LR7AXX</p> <p><b>FEATURES:</b></p> <ul style="list-style-type: none"> <li>• Bayonet Lock</li> <li>• 90° In-line Molded Type</li> <li>• With SR</li> <li>• PVC Cable</li> <li>• IP 67</li> <li>• 20A(3)+5A(9)</li> </ul>		

Male Connector		Mating Parts		Accessories
CONNECTOR	P/N	CONNECTOR	P/N	
 <p><b>LTWDCD-12AMDM-LL7AXX</b></p> <p><b>FEATURES:</b></p> <ul style="list-style-type: none"> <li>• Bayonet Lock</li> <li>• 180° In-line Molded Type</li> <li>• With SR</li> <li>• PVC Cable</li> <li>• IP 67</li> <li>• 20A(3)+5A(9) Contacts</li> </ul>		 <p>LTWDCD-12AFEM-LL7AXX</p> <p><b>FEATURES:</b></p> <ul style="list-style-type: none"> <li>• Bayonet Lock,</li> <li>• 180° In-line Molded Type</li> <li>• With or without SR</li> <li>• PVC Cable</li> <li>• IP 67</li> <li>• 20A+5A: 12</li> </ul>		
		 <p>LTWDCD-12AFEM-LR7AXX</p> <p><b>FEATURES:</b></p> <ul style="list-style-type: none"> <li>• Bayonet Lock,</li> <li>• 90° In-line Molded Type</li> <li>• With SR</li> <li>• PVC Cable</li> <li>• IP 67</li> <li>• 20A+5A: 12</li> </ul>		
 <p><b>LTWDCD-12AMEM-LL7AXX</b></p> <p><b>FEATURES:</b></p> <ul style="list-style-type: none"> <li>• Bayonet Lock</li> <li>• 180° In-line Molded Type</li> <li>• With SR</li> <li>• PVC Cable</li> <li>• IP 67</li> <li>• 10A(3)+2A(5) Contacts</li> </ul>		 <p>LTWDCD-12AFDM-LL7AXX</p> <p><b>FEATURES:</b></p> <ul style="list-style-type: none"> <li>• Bayonet Lock,</li> <li>• 180° In-line Molded Type</li> <li>• With or without SR</li> <li>• PVC Cable</li> <li>• IP 67</li> <li>• 20A+5A: 12</li> </ul>		
		 <p>LTWDCD-12AFDM-LR7AXX</p> <p><b>FEATURES:</b></p> <ul style="list-style-type: none"> <li>• Bayonet Lock,</li> <li>• 90° In-line Molded Type</li> <li>• With SR</li> <li>• PVC Cable</li> <li>• IP 67</li> <li>• 20A+5A: 12</li> </ul>		



Panel (Chassis) Mount		Mating Parts of 1 & 2		Accessories
CONNECTOR	P/N	CONNECTOR	P/N	
 <p><b>1</b></p>	<p><b>LTWCBU-08PMD-TC7001</b></p> <p><b>FEATURES:</b></p> <ul style="list-style-type: none"> <li>• 3 Point Lock</li> <li>• Solder or PCB Contacts</li> <li>• Front Mounting</li> <li>• IP 67</li> <li>• 10A(3)+2A(5) Contacts</li> </ul>		<p><b>LTWCBU-08FEM-T7AXX</b></p> <p><b>FEATURES:</b></p> <ul style="list-style-type: none"> <li>• 3 Point Lock</li> <li>• With or without SR</li> <li>• 180° or 90° In-line Molded Type</li> <li>• PVC Cable</li> <li>• IP 67</li> <li>• 10A(3)+2A(5) Contacts</li> </ul>	
 <p><b>2</b></p>	<p><b>LTWCBU-08PME-TC7001</b></p> <p><b>FEATURES:</b></p> <ul style="list-style-type: none"> <li>• Three Point Lock,</li> <li>• Solder or PCB Contacts</li> <li>• Front Mounting</li> <li>• IP 67</li> <li>• 10A(3)+2A(5) Contacts</li> </ul>		<p><b>LTWCBU-08FDM-T7AXX</b></p> <p><b>FEATURES:</b></p> <ul style="list-style-type: none"> <li>• 3 Point Lock</li> <li>• With or without SR</li> <li>• 180° or 90° In-line Molded Type</li> <li>• PVC Cable</li> <li>• IP 67</li> <li>• 10A(3)+2A(5) Contacts</li> </ul>	

XXXX-XX X X X X - X X X XXX



## X-ON Electronics

Largest Supplier of Electrical and Electronic Components

*Click to view similar products for [Circular DIN Connectors](#) category:*

*Click to view products by [Amphenol](#) manufacturer:*

Other Similar products are found below :

[CTV06RQF-25-8SA-LC](#) [CTV06RQF-25-8S-LC](#) [CTV06RQW-25-8SB-LC](#) [CTV06RW-25-20P](#) [CTV06RW-25-20PA](#) [CTV06RW-25-20PB](#)  
[CTV06RW-25-20PE-LC](#) [CTV06RW-25-20SB](#) [CTV06RW-25-20SE](#) [CTV07RW-17-8S\(506\)](#) [CTVP00RW-19-32S\(506\)](#) [CTVP00RW-9-35S\(506\)](#) [M83723/71R20416](#) [M83723/71R22196](#) [M83723/71W2039N](#) [M83723/71W24196](#) [M83723/71W2419N](#) [M83723/72A1404N-LC](#)  
[M83723/72R1203N](#) [M83723/72W20418](#) [M83723/72W22126](#) [M83723/72W22556](#) [M83723/72W2419N](#) [M83723/72W2461N](#)  
[M83723/73R2028N](#) [M83723/73R2039N](#) [M83723/73W1412N](#) [M83723/73W2039N](#) [M83723/74R1624N](#) [M83723/74R1808N](#)  
[M83723/74R2212N](#) [M83723/74W1203N](#) [M83723/74W1412N](#) [M83723/74W20416](#) [M83723/74W2041N](#) [M83723/75R10058](#)  
[M83723/75W2232N](#) [M83723/76R14157](#) [M83723/76R20256](#) [M83723/76W1808N](#) [M83723/76W2016N](#) [M83723/76W2461N](#)  
[M83723/77W2016N](#) [M83723/78R22327](#) [M83723/78W2212N](#) [M83723/78W22556](#) [M85049/50-5F](#) [D38999/20FF11AC](#) [D38999/20FJ20BB](#)  
[D38999/20FJ20SC](#)