

## SWS75 SPECIFICATIONS

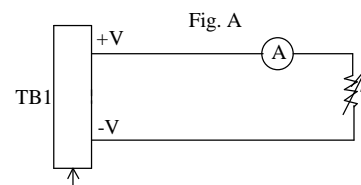
CA730-01-01A

ITEMS		MODEL	SWS75-3	SWS75-5	SWS75-12	SWS75-15	SWS75-24
1	Nominal Output Voltage	V	3.3	5	12	15	24
2	Maximum Output Current	A	15	15	6.3	5.0	3.2
3	Maximum Output Power	W	49.5	75	75.6	75	76.8
4	Efficiency (Typ) (115/230VAC) (* 1)	%	72 / 68	77 / 74	83 / 81	85 / 82	85 / 82
5	Input Voltage Range (* 2, 3)	-	85 ~ 265VAC (47-63Hz) or 120 ~ 370VDC				
6	Input Current (Typ) (115/230VAC) (* 1)	A	1.1 / 0.7	1.6 / 0.8			
7	Inrush Current (Typ) (* 4)	-	20A at 115VAC, 40A at 230VAC, Ta=25°C, Cold Start				
8	Output Voltage Range	V	2.97~3.63	4.5~5.5	10.8~13.2	13.5~16.5	21.6~26.4
9	Ripple and Noise (115/230VAC) (* 1, 5)	mV	80	80	80	100	100
10	Line Regulation (* 5, 6)	mV	20	20	48	60	96
11	Load Regulation (* 5, 7)	mV	40	50	96	120	144
12	Temperature Coefficient	-	Less than 0.02%/°C				
13	Over Current Protection (* 8)	A	15.8~	15.8~	6.6~	5.2~	3.4~
14	Over Voltage Protection (* 9)	V	3.79~4.95	5.75~6.95	13.8~16.2	17.2~20.3	27.6~32.4
15	Hold-Up Time (Typ) (115/230VAC) (* 1)	-	20ms / 160ms				
16	Leakage current (* 10)	-	1mA Max, 0.3mA(Typ) at 115VAC / 0.6mA(Typ) at 230VAC				
17	Series Operation	-	Possible				
18	Operating Temperature (* 11)	-	- 10 ~ + 60 °C (Refer to Output Derating Curve)				
19	Operating Humidity	-	30 ~ 90 %RH (No dewdrop)				
20	Storage Temperature	-	- 30 ~ +85°C				
21	Storage Humidity	-	10 ~ 95%RH (No dewdrop)				
22	Cooling	-	Convection cooling				
23	Withstand Voltage	-	Input - Output : 3.0kVAC (20mA), Input - FG : 2.0kVAC (20mA) Output - FG : 500VAC (100mA) for 1min.				
24	Isolation Resistance	-	More than 100MΩ at Ta=25°C and 70%RH, Output - FG : 500VDC				
25	Vibration	-	At no operating, 10 - 55Hz ( sweep for 1min ) 19.6m/s <sup>2</sup> Constant, X, Y, Z. 1hour each				
26	Safety	-	Approved by UL60950, CSA60950, EN60950, EN50178				
27	EMI (* 1)	-	Built to meet FCC-Class B, EN55011/EN55022-B				
28	Immunity (* 1)	-	Built to meet EN61000-4-2,-3,-4,-5,-6,-8,-11				
29	Weight (Typ)	g	480				
30	Dimension	mm	43 x 94 x 170 (Refer to Outline Drawing)				

\* Read instruction manual carefully , before using the power supply unit.

= NOTES=

- \* 1 : At maximum output power, nominal input voltage, Ta = 25°C.
- \* 2 : For cases where conformance to various safety specs ( UL, CSA, EN ) are required, to be described as 100 - 240VAC, 50 / 60Hz on name plate.
- \* 3 : Please refer to Output Derating Curve for input voltage less than 100VAC (next page).
- \* 4 : Not applicable for the in-rush current to Noise Filter for less than 0.2ms.
- \* 5 : Please refer to Fig A for measurement of line & load regulation, ripple and noise voltage.  
Ripple & noise are measured at 20MHz by using a 12" twisted pair terminated with a 0.1uF and 47uF capacitor.
- \* 6 : 85 - 265VAC, constant load.
- \* 7 : No load - Full load(Maximum power), constant input voltage.
- \* 8 : Current limiting with automatic recovery.  
Avoid to operate at overload or dead short for more than 30seconds.
- \* 9 : OVP circuit will shutdown output, manual reset (Re power on).
- \*10: Measured by each measuring method of UL, CSA, EN.
- \*11: Refer to Output Derating Curve (next page) for details of output derating versus ambient temperature and mounting method .

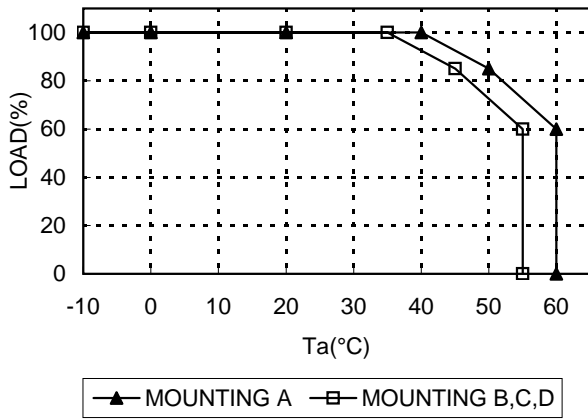


Measurement point for Vo Line/Load Regulation, and ripple and noise.

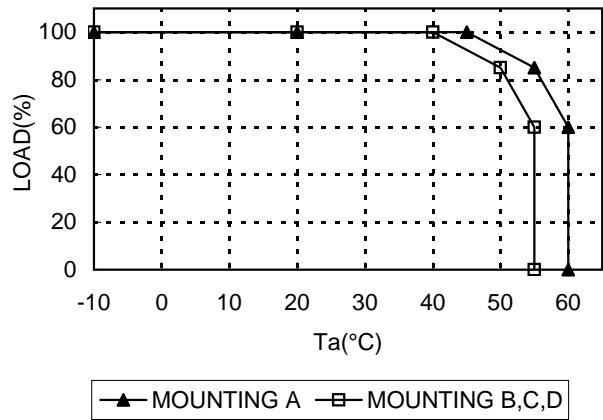
**SWS75 OUTPUT DERATING**

CA730-01-02A

SWS75-3,5 OUTPUT DERATING VS Ta CURVE (CONVECTION COOLING)



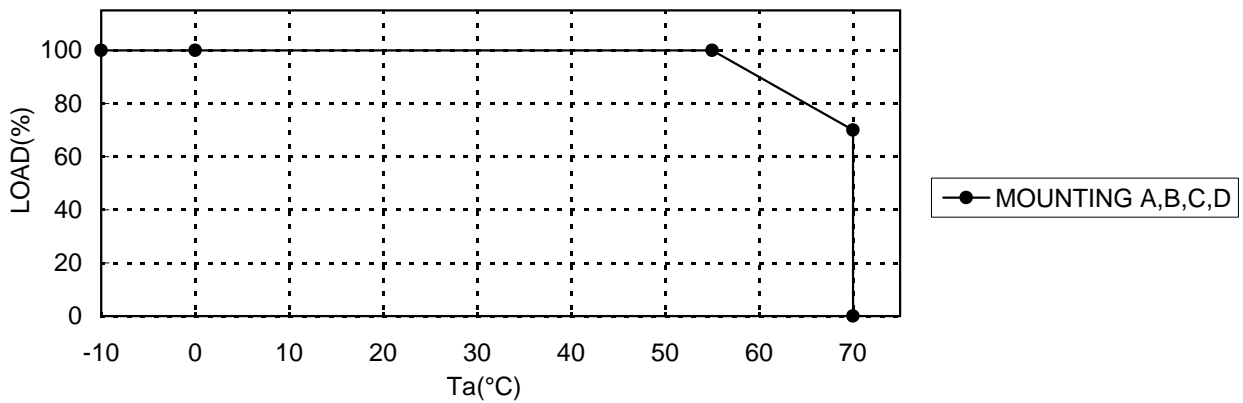
SWS75-12,15,24 OUTPUT DERATING VS Ta CURVE (CONVECTION COOLING)



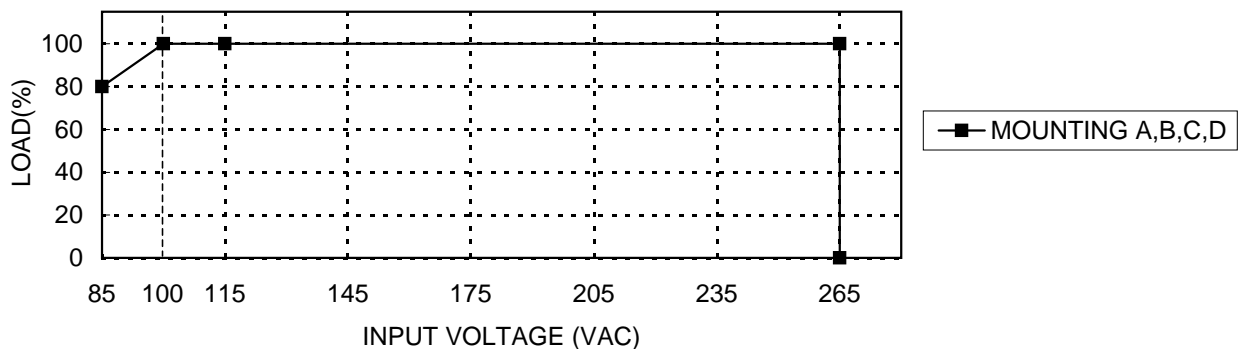
**Force Air Cooling :**

Recommended minimum air velocity is 1.2m/s, flow through the component side of power supply.

SWS75-3,5,12,15,24 OUTPUT DERATING VS Ta CURVE (FORCE AIR COOLING)



SWS75-3,5,12,15,24 OUTPUT DERATING VS INPUT VOLTAGE



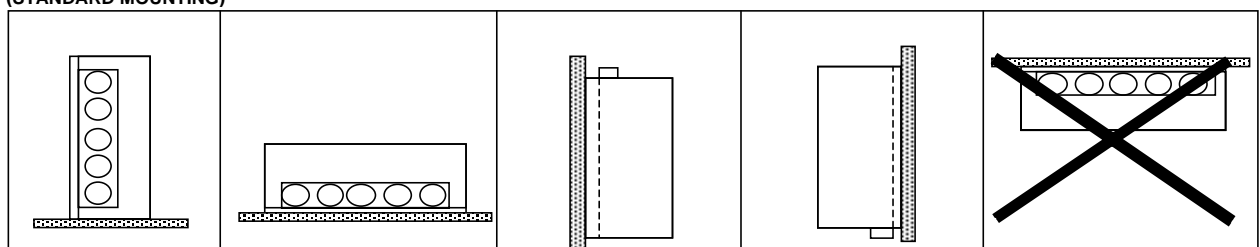
**MOUNTING A**  
(STANDARD MOUNTING)

**MOUNTING B**

**MOUNTING C**

**MOUNTING D**

**DON'T USE**



## X-ON Electronics

Largest Supplier of Electrical and Electronic Components

*Click to view similar products for [Switching Power Supplies](#) category:*

*Click to view products by [TDK-Lambda](#) manufacturer:*

Other Similar products are found below :

[70841011](#) [73-551-0005](#) [AAD600S-4-OP](#) [R22095](#) [HWS50A-5/RA](#) [KD0204](#) [9021](#) [S-15F-12](#) [LDIN100150](#) [LPM000-BBAR-01](#) [LPX17S-C](#)  
[EVS57-10R6/R](#) [FDC40-24S12](#) [FRV7000G](#) [22929](#) [CQM1IA121](#) [40370121900](#) [VI-PU22-EXX](#) [40370121910](#) [LDIN5075](#) [432703037161](#)  
[WRB01X-U](#) [LPX140-C](#) [08-30466-1040G](#) [09-160CFG](#) [70841004](#) [70841025](#) [VPX3000-CBL-DC](#) [LPM000-BBAR-05](#) [LPM000-BBAR-08](#)  
[LPM124-OUTA1-48](#) [LPM000-BBAR-07](#) [LPM109-OUTA1-10](#) [LPM616-CHAS](#) [08-30466-1055G](#) [08-30466-2175G](#) [DMB-EWG](#) [TVQF-](#)  
[1219-18S](#) [6504-226-2101](#) [CQM1IPS01](#) [XPFM201A+](#) [MAP80-4000G](#) [LFP300F-24-TY](#) [SMP21-L20-DC24V-5A](#) [VI-MUL-ES](#) [08-30466-](#)  
[0065G](#) [CME240P-24](#) [VI-RU031-EWWX](#) [08-30466-0028G](#) [S82Y-TS01](#)