

2-Dimensional Code Reader (Fixed Type) V530-R160E, EP


A Code Reader that Handles Pin-Stamped Markings!



Features

Dependably Read Pin-Stamped Markings

- Markings made by pin-stamping machines can be dependably read, providing the user with a wider range of selection of marking devices.
- Stable reading is possible even if the shape of cells changes because of aging in the marking device.
(Reference: Samples were made using a Vector Co. pin-stamping machine)




Dependably Read Markings at an Angle

With dependable reading at an angle, installation is possible even on existing facilities with space limitations.



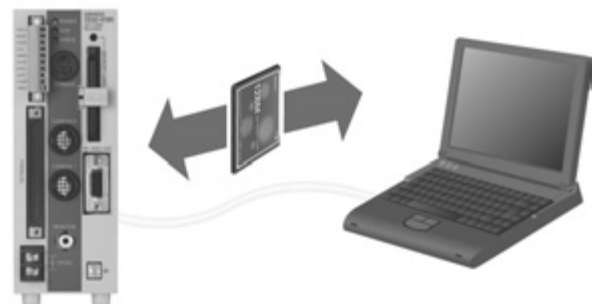
Dot Codes* Read at Any Angle: 360° Compatibility

- Codes can be read even with rough backgrounds on the casting surface or other locations.
- Dot codes* can be read at any angle through a 360° range.
* Dot codes are 2-dimensional codes in which dots form the cells.



Easy Setup


Setup is easily achieved with a Memory Card (compact flash memory) slot on the V530-R160E and V530-R160EP. Just insert a card to easily copy settings or save images. There is no need to carry a personal computer and cables for process switch-overs.



Easy Operation and Maintenance


Trends can be monitored to achieve the following:

- Displaying changes in the status (correlation values) of codes or contrast changes on line graphs on a monitor.
- Setting alarm levels while monitoring graphs.
- Outputting external alarms if a value falls below the set value.

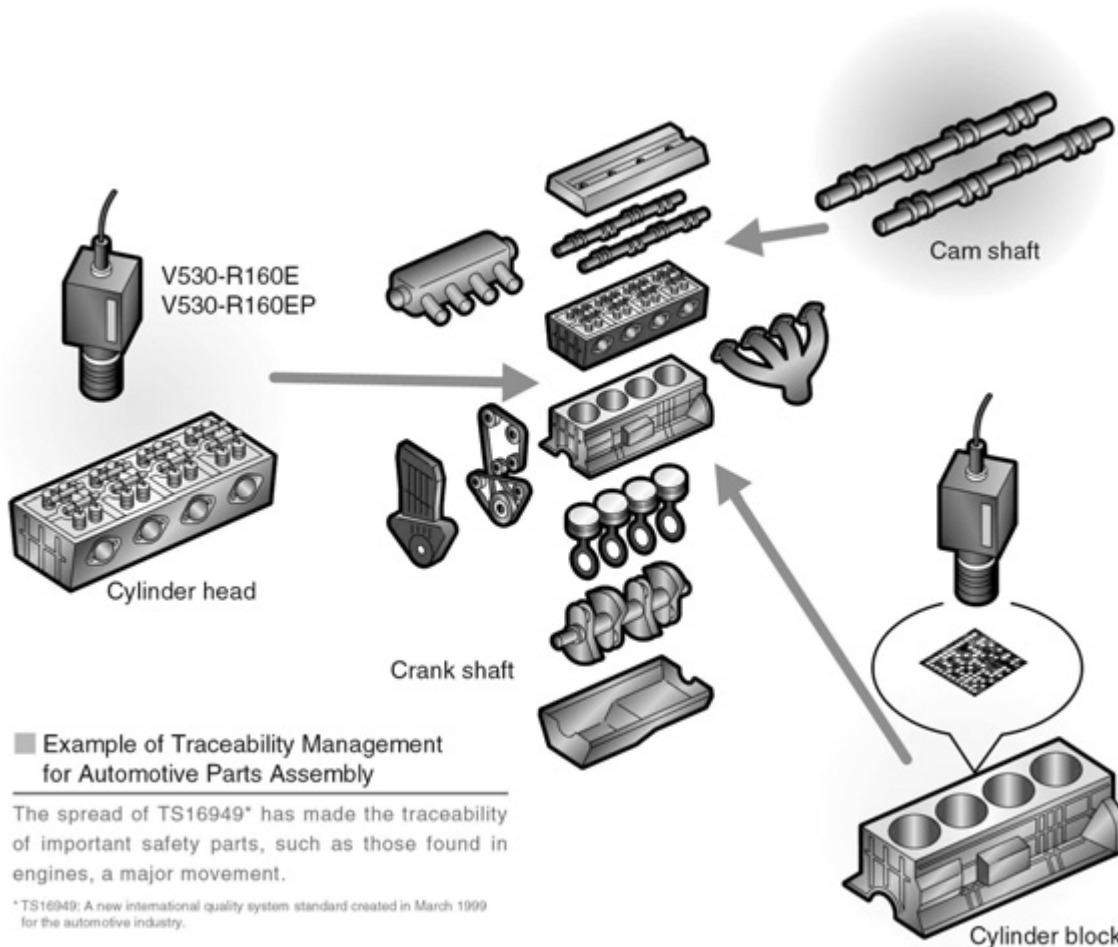


Trend monitoring can be used to set guidelines for replacing parts in lighting devices, marking devices, and other equipment.

Easy Analysis



Applications



Ordering Information

■ List of Models

Item	Description	Model
Controller	---	V530-R160E, V530-R160EP
Console	2-m cable	F150-KP-2D 2M
Camera	---	F150-S1A-2D
Camera Cable	3-m cable	F150-VS-2D 3M
Monitor Cable	2-m cable	F150-VM-2D 2M
Liquid Crystal Monitor	---	F150-M05L-2D
Video Monitor	---	F150-M09-2D
Parallel Cable	Cable with loose wires for Parallel I/O Connector (2-m cable)	F160-VP
Memory Card	Card capacity: 64 MB	F160-N64S(S)
	Card capacity: 128 MB	QM300-N128S
RS-232C Cable	For IBM PC/AT or compatible computer (2-m cable)	XW2Z-200S-V
	For SYSMAC PLC (2-m cable)	XW2Z-200T

Specifications

V530-R160E, V530-R160EP Controller

Item	Specifications	
Model	V530-R160E	V530-R160EP
Input/Output type	NPN	PNP
Applicable codes	Data Matrix ECC200: 10 × 10 to 64 × 64, 8 × 18, 8 × 32, 12 × 26, 12 × 36, 16 × 36, 16 × 48 Data Matrix ECC000, ECC050, ECC080, ECC100, ECC140: 9 × 9 to 25 × 25 QR Code (Model 1, 2): 21 × 21 to 41 × 41 (Version 1 to 6)	
Readable direction	360°	
Number of pixels (resolution)	512 (H) × 484 (V)	
Number of connectable cameras	2 max.	
Image memory function	Maximum of 35 images stored (internal memory in Controller).	
Operation method	Selected from menu.	
Processing method	Gray	
Memory Card slot	1	
Monitor interface	1 channel (color/monochrome)	
Serial communications	RS-232C/422A, 1 channel	
Parallel I/O	5 inputs: TRIG-A, TRIG-B, TRIG-C, TRIG-D, and RESET 6 outputs: RUN, ERROR, OK/NG, BUSY, GATE, and ALARM	
Power supply voltage	20.4 to 26.4 VDC	
Current consumption	Approx. 1.6 A max.	
Ambient temperature	Operating: 0 to 50°C, storage: -25 to 65°C (with no icing or condensation)	
Ambient humidity	35% to 85% (with no condensation)	
Weight	Approx. 570 g	

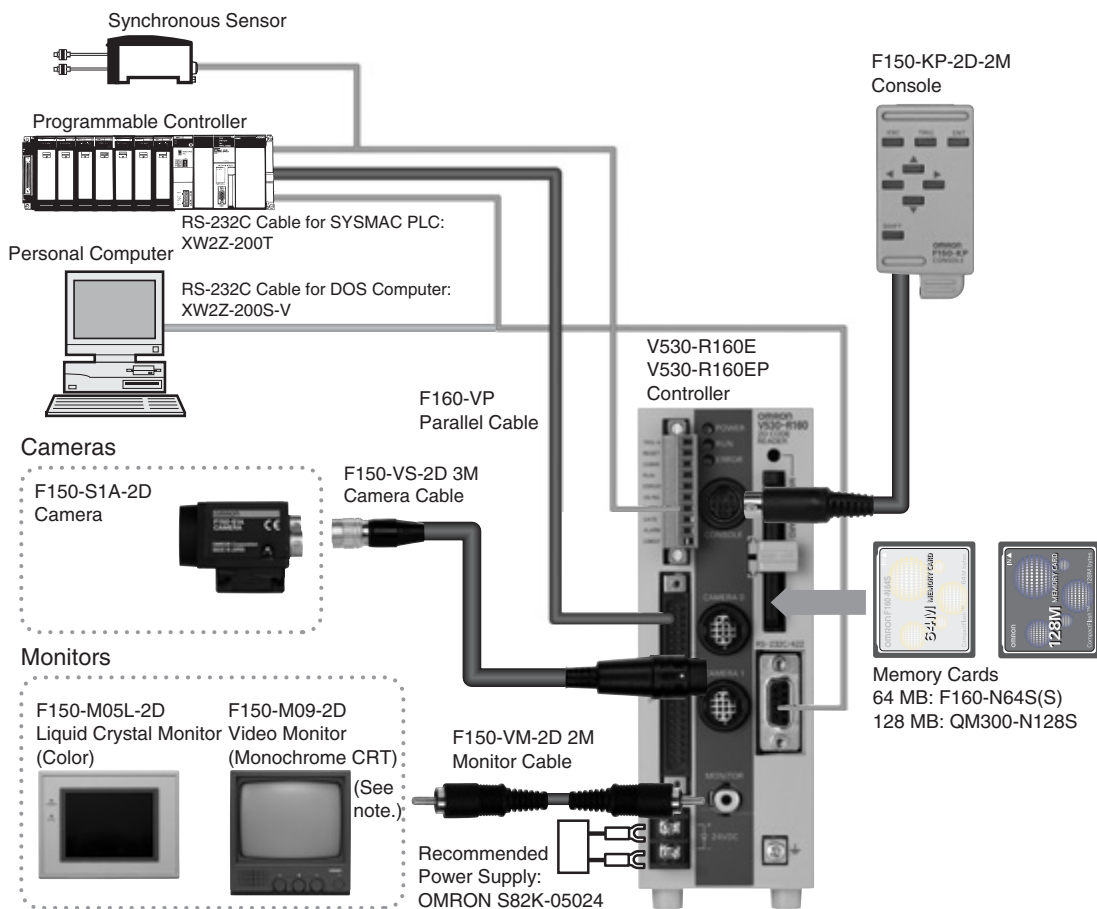
F150-S1A-2D Camera

Item	Specifications
Picture element	1/3-inch CCD
Effective pixels	659 (H) × 494 (V)
Shutter function	Electronic frame shutter Shutter speed: 1/100, 1/500, 1/2000, or 1/10000 s (menu selectable)
Ambient temperature	Operating: 0 to 50°C, storage: -25 to 60°C (with no icing or condensation)
Ambient humidity	35% to 85% (with no condensation)
Weight	Approx. 80 g

Monitor

Item Model No.	Liquid Crystal Monitor F150-M05L-2D	Video Monitor F150-M09-2D
Size	5.5 inches	9 inches
Type	Liquid crystal color TFT	Monochrome CRT
Resolution	320 × 240 dots	800 TV lines min. (at center)
Input signal	NTSC composite video (1.0 V/75 Ω)	
Power supply voltage	20.4 to 26.4 VDC	85 to 264 VAC
Current consumption	Approx. 700 mA	Approx. 200 mA
Ambient temperature	Operating: 0 to 50°C, storage: -25 to 65°C (with no icing or condensation)	Operating: -10 to 50°C, storage: -20 to 65°C (with no icing or condensation)
Ambient humidity	Operating/Storage: 35% to 85% (with no condensation)	Operating/Storage: 10% to 90% (with no condensation)
Weight (Monitor only)	Approx. 1 kg	Approx. 4.5 kg
Accessories	Operation manual, 4 mounting brackets	Operation manual

System Configuration



Note: F150-M09-2D does not conform to EC Directives.

ALL DIMENSIONS SHOWN ARE IN MILLIMETERS.
To convert millimeters into inches, multiply by 0.03937. To convert grams into ounces, multiply by 0.03527.

Terms and Conditions

WARRANTY, LIMITATIONS OF LIABILITY

WARRANTY OMRON's exclusive warranty is that the products are free from defects in materials and workmanship for a period of one year (or other period if specified) from date of sale by OMRON.

OMRON MAKES NO WARRANTY OR REPRESENTATION, EXPRESS OR IMPLIED, REGARDING NON-INFRINGEMENT, MERCHANTABILITY OR FITNESS FOR PARTICULAR PURPOSE OF THE PRODUCTS. ANY BUYER OR USER ACKNOWLEDGES THAT IT ALONE HAS DETERMINED THAT THE PRODUCTS WILL SUITABLY MEET THE REQUIREMENTS OF THEIR INTENDED USE. OMRON DISCLAIMS ALL OTHER WARRANTIES, EXPRESS OR IMPLIED.

LIMITATIONS OF LIABILITY OMRON SHALL NOT BE RESPONSIBLE FOR SPECIAL, INDIRECT OR CONSEQUENTIAL DAMAGES, LOSS OF PROFITS OR COMMERCIAL LOSS IN ANY WAY CONNECTED WITH THE PRODUCTS, WHETHER SUCH CLAIM IS BASED ON CONTRACT, WARRANTY, NEGLIGENCE OR STRICT LIABILITY.

In no event shall responsibility of OMRON for any act exceed the individual price of the product on which liability is asserted.

IN NO EVENT SHALL OMRON BE RESPONSIBLE FOR WARRANTY, REPAIR OR OTHER CLAIMS REGARDING THE PRODUCTS UNLESS OMRON'S ANALYSIS CONFIRMS THAT THE PRODUCTS WERE PROPERLY HANDLED, STORED, INSTALLED AND MAINTAINED AND NOT SUBJECT TO CONTAMINATION, ABUSE, MISUSE, OR INAPPROPRIATE MODIFICATION OR REPAIR.

APPLICATION CONSIDERATIONS

SUITABILITY FOR USE OMRON shall not be responsible for conformity with any standards, codes or regulations which apply to the combination of the product in the customer's application or use of the product.

At the customer's request, OMRON will provide applicable third party certification documents identifying ratings and limitations of use which apply to the product. This information by itself is not sufficient for a complete determination of the suitability of the product in combination with the end product, machine, system, or other application or use.

The following are some examples of applications for which particular attention must be given. This is not intended to be an exhaustive list

of all possible uses of this product, nor is it intended to imply that the uses listed may be suitable for this product:

- Outdoor use, uses involving potential chemical contamination or electrical interference, or conditions or uses not described in this catalog.
- Nuclear energy control systems, combustion systems, railroad systems, aviation systems, medical equipment, amusement machines, vehicles, safety equipment, and installations subject to separate industry or government regulations.
- Systems, machines and equipment that could present a risk to life or property.

Please know and observe all prohibitions of use applicable to this product.

NEVER USE THE PRODUCT FOR AN APPLICATION INVOLVING SERIOUS RISK TO LIFE OR PROPERTY WITHOUT ENSURING THAT THE SYSTEM AS A WHOLE HAS BEEN DESIGNED TO ADDRESS THE RISKS, AND THAT THE OMRON PRODUCT IS PROPERLY RATED AND INSTALLED FOR THE INTENDED USE WITHIN THE OVERALL EQUIPMENT OR SYSTEM.

PROGRAMMABLE PRODUCTS OMRON shall not be responsible for the user's programming of a programmable product, or any consequence thereof.

DISCLAIMERS

PERFORMANCE DATA Performance data given in this catalog is provided as a guide for the user in determining suitability and does not constitute a warranty. It may represent the result of OMRON's test conditions, and the user must correlate it to actual application requirements. Actual performance is subject to the OMRON Warranty and Limitations of Liability.

CHANGE IN SPECIFICATIONS Product specifications and accessories may be changed at any time based on improvements and other reasons. It is our practice to change part numbers when published ratings or features are changed, or when significant construction changes are made. However, some specifications of the product may be changed without any notice. When in doubt, special part numbers may be assigned to fix or establish key specifications for your application. Please consult with your OMRON representative at any time to confirm actual specifications of purchased product.

ERRORS AND OMISSIONS The information in this catalog has been carefully checked and is believed to be accurate; however, no responsibility is assumed for clerical, typographical or proofreading errors, or omissions.

Complete terms and conditions for product purchase and use are on Omron's website at www.omron.com/oei – under the "About Us" tab, in the Legal Matters section.

ALL DIMENSIONS SHOWN ARE IN MILLIMETERS. To convert millimeters into inches, divide by 25.4

OMRON®

OMRON ELECTRONICS LLC

One Commerce Drive
Schaumburg, IL 60173

847-843-7900

For US technical support or other inquiries:

800-556-6766

OMRON CANADA, INC.

885 Milner Avenue
Toronto, Ontario M1B 5V8

416-286-6465

OMRON ON-LINE

Global - <http://www.omron.com>
USA - <http://www.omron.com/oei>
Canada - <http://www.omron.ca>

X-ON Electronics

Largest Supplier of Electrical and Electronic Components

Click to view similar products for [Ethernet Cables / Networking Cables](#) category:

Click to view products by [Omron](#) manufacturer:

Other Similar products are found below :

[0152660053](#) [603020002](#) [73-7797-25](#) [73-8890-10](#) [73-8890-14](#) [73-8891-14](#) [73-8891-25](#) [73-8892-50](#) [73-8894-10](#) [73-8894-3](#) [73-8895-14](#) [73-8896-7](#) [MCJB2-10P6Q7-120](#) [84909-0204](#) [9QA0-111-12-3.00](#) [1200650742](#) [1200700174](#) [1200860368](#) [1200650013](#) [1201080008](#) [1-21919-1](#) [1300500373](#) [1300101844](#) [1300101845](#) [130050-0004](#) [1300500014](#) [1410147](#) [E16A06002M030](#) [E200102-009-S1](#) [MT14-187L](#) [17-103530](#) [NK5EPC18RDY](#) [NK5EPC18VLY](#) [NK5EPC18YLY](#) [NK5EPC1GRY](#) [NK5EPC30BLY](#) [NK5EPC30VLY](#) [NK5EPC30YLY](#) [NK5EPC4Y](#) [NK5EPC6YLY](#) [NK5EPC8BLY](#) [NK5EPC9YLY](#) [NK6PC30BUY](#) [NK6PC30GRY](#) [NK6PC30RDY](#) [NK6PC30Y](#) [NK6PC30YLY](#) [1969343-6](#) [C501100010](#) [C501106002](#)