

General-purpose filter

FN 612

- Current ratings from 1 to 100A
 - Good differential mode attenuation
 - Three choices of connector
 - Optional medical versions (B type)
-
- Nennströme von 1 bis 100A
 - Gute differentielle Dämpfung
 - Drei Anschlußarten
 - Für medizinische Geräte als Option (Typ B)
-
- Courants de service de 1 à 100A
 - Bonne atténuation en mode différentiel
 - Trois types de connexions
 - Version pour appareils médicaux en option (type B)



Filter selection table

Choose the family FN xxx with the required current rating and features, and add /?? to determine input/output (line/load) connection style. Example: FN 612-1/06 is a 1A filter with fast-on connections.

Approvals



Family	Connections			Current ratings at 40°C (25°) A	Inductance L mH	Housing	Weight g			
							/03	/06	/10	/24
FN 612 -1 /??		/06		1 (1.15)	3	H1	80			
FN 612 -3 /??		/06		3 (3.4)	2	H2	115			
FN 612 -6 /??		/06		6 (6.9)	0.75	H2	115			
FN 612 -10 /??		/06		10 (11.5)	0.45	H2	115			
FN 612 -20 /??	/03	/06	/10	20 (23)	0.48	K2	290	260	290	
FN 612 -30 /??	/03		/10	30 (34)	0.61	L1	630		630	
FN 612 -80 /??			/24	80 (92)	0.2	L3				700
FN 612 -100 /??			/24	100 (115)	0.2	L2				1100

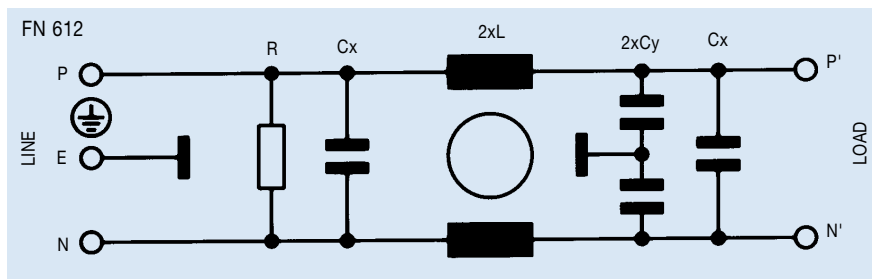
Additional specifications

Filter type	Capacitance		Res. R MΩ	Maximum leakage µA/phase	Maximum operating voltage		Operating frequency Hz	Hipot test voltage	
	Cx nF	Cy nF			VAC	Hz		PN→E VAC	P→N VDC
Standard types (up to 30A)	100	2.2	1	190	250	50/60	DC to 400	2000	1700
Standard types (80/100A)	470/1000	4.7	1*	450	250	50/60	DC to 400	2000	1700
B types (medical up to 30A)	100		1	2	250	50/60	DC to 400	2500	1700
B types (medical 80/100A)	470/1000		1*	2	250	50/60	DC to 400	2500	1700

MTBF at 40°C, 230V, per Mil-HB-217F: 800,000 hours.

*470k for 100A types

Electrical schematic

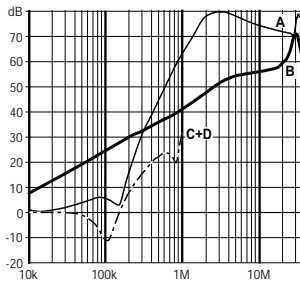


See tables for component values.

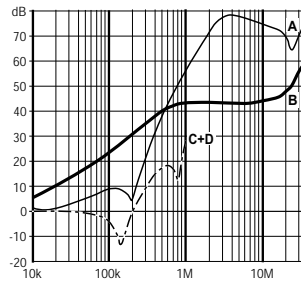
FN 612 insertion loss

Per CISPR 17; A = 50Ω/50Ω sym, B = 50Ω/50Ω asym, C = 0.1Ω/100Ω sym, D = 100Ω/0.1Ω sym

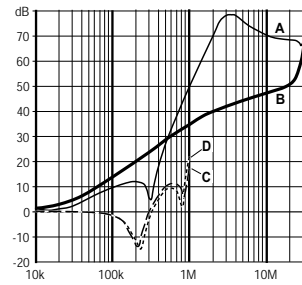
1 amp types



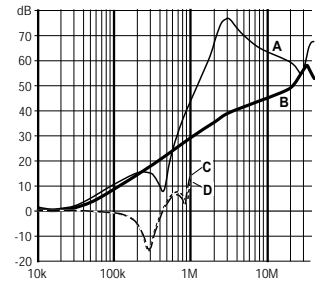
3 amp types



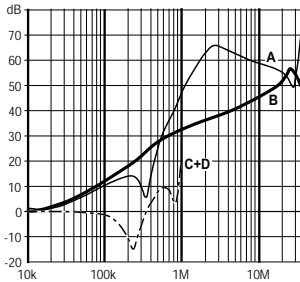
6 amp types



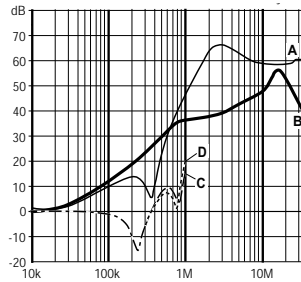
10 amp types



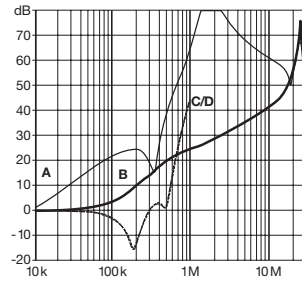
20 amp types



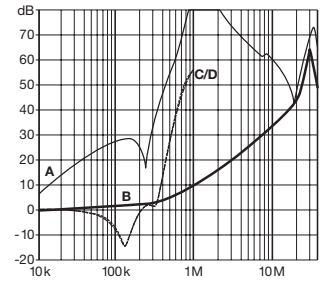
30 amp types



80 amp types



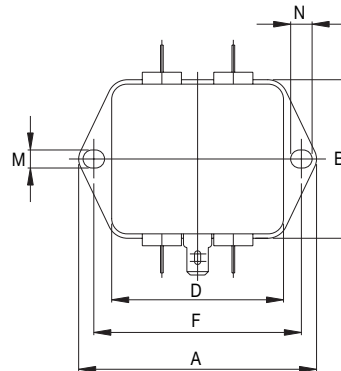
100 amp types



Mechanical data

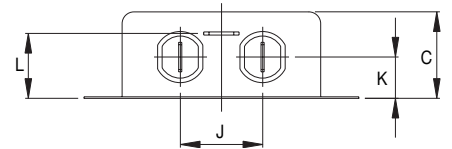
	FN 612 -1 H1	FN 612 -3-6-10 H2	FN 612 -20 K2	Tol. mm
A	71		85	± 0.5
B	46.6		54	± 1
C	22	29	40	± 1
D	50.5		65	± 1
F	61		75	± 0.2
J	21		27	± 0.5
K	10.5		12	± 0.5
L	16.5	24.5	29.5	± 0.5
M		5.3		± 0.1
N		6.3		± 0.1

Top view



Housing H1, H2, K2

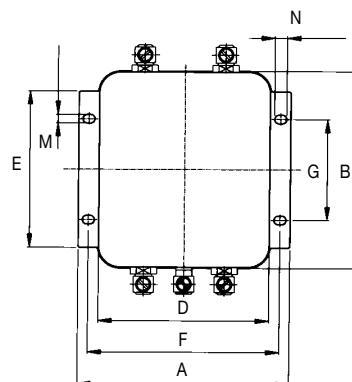
Front view



Housing H1, H2, K2

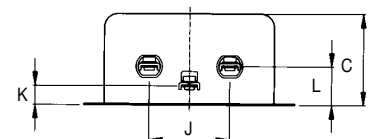
	FN 612 -30 L1	FN 612 -80 L3	FN 612 -100 L2	Tol. mm
A		105		± 0.5
B		99.5		± 1
C	38	45	57	± 1
D		84.5		± 1
E		79		± 0.5
F		95		± 0.2
G		51		± 0.1
J		40		± 0.5
K		9.5		± 0.5
L		19		± 0.5
M		4.4		± 0.1
N		6		± 0.1

Top view



Housing L1, L2, L3

Front view



Housing L1, L2, L3

All dimensions in mm; 1 inch = 25.4 mm

X-ON Electronics

Largest Supplier of Electrical and Electronic Components

Click to view similar products for [Power Line Filters](#) category:

Click to view products by [Schaffner](#) manufacturer:

Other Similar products are found below :

[5B1](#) [6609019-3](#) [6609026-5](#) [6609030-6](#) [6609063-2](#) [6609973-2](#) [7-1609090-5](#) [F1500CA06](#) [F7382Z](#) [F7863Z](#) [FAHAV3100ZC000](#) [806276](#)
[FN2020B-1-06](#) [FN2080B-10-06](#) [FN2090A-1-06](#) [FN2410H-32-33](#) [FN2410H-80-34](#) [FN2412H-16-44](#) [FN406B-0.5-02](#) [FN420-1-13](#) [FP144](#) [8-](#)
[6609089-0](#) [12-MMB-030-11-D](#) [B84144A90R120](#) [20B1](#) [RSEL-2001A](#) [2B1](#) [LP183](#) [1-6609070-1](#) [F1500CA10](#) [1B1](#) [FN2020A-10-06](#)
[FN2020B-3-06](#) [FN2060A-3-06](#) [FN2070A-16-06](#) [FN2070B-16-08](#) [FN2090B-12-06](#) [FN2090Z-1-06](#) [FN2410H-25-33](#) [FN2410H-60-34](#)
[FN2410H-8-44](#) [FN2412H-25-33](#) [FN2412H-8-44](#) [FN610R-3-06](#) [20EHZ7](#) [20K1](#) [30B6](#) [30BCF10R](#) [3K1](#) [4-6609089-0](#)