

Pushbutton Units and Indicator Lights SIGNUM 3SB3

Introduction

Overview

SIGNUM is a range of plastic and metal control devices for frontplate mounting and rear wire connection.

SIGNUM is of modern industrial design with a very flat construction and can be installed rapidly by a single person.

In addition, SIGNUM Metallic is designed for the world market with a high degree of protection according to IP 67 and NEMA 4.

Specifications

IEC 60 947-1, EN 60 947-1 (DIN VDE 0660 Part 100),
IEC 60 947-5-1, EN 60 947-5-1 (DIN VDE 0660 Part 200)

Design

The plastic versions of the SIGNUM devices are

- available in flush, round and square designs, while
- the metal versions are available in the round design.

A combination of membrane keyboards and 3SB3 plastic elements supports the flat appearance. The flat construction makes cleaning easy.

The operating surfaces of the pushbuttons and indicator lights are concave. The lenses of the indicator lights are convex.

Inscription

Inscriptions are possible by inscribing directly onto the actuator by means of a laser as well as by using labels, backing plates or the inscription system for SIGNUM.

Design

A command point consists of a front-mounted operating element or lens, a holder for mounting, contact block and/or lamp holder, behind the switch panel.

The holder for the round version can be turned and can therefore be used for switch panel depths of 1 to 4 mm or 3 to 6 mm.

The switch panel depth of 1 to 4 mm can be compensated with the holder for the square version.

The normal version can be fitted with two contact blocks.

When three contact blocks or one lampholder and two contact blocks are required, an additional holder must be plugged into the operating element. A holder with pressure pieces is required for operating a middle contact block including selector switches, safety locks or double pushbuttons.

Complete units are offered for the most commonly used applications.

Holder

The holder is positioned when delivered, at a switchboard thickness of 1 to 4 mm and is placed in the direction of the arrow on the actuator/indicator, ▲ 1–4 mm ▲ from the back. The fixing screw is located underneath, on the right.

For a switchboard thickness of 3 to 6 mm, the holder is reversed and mounted in the direction of the arrow at ▲ 3–6 mm ▲ and the fixing screw is located on the upper right. In this case, the fixing screw must be rotated anticlockwise to its limit before mounting the holder.

When legend holders, protective boots or similar accessories are used, the maximum permissible panel thickness must be reduced by wall thickness of the accessory.

Contact blocks and lampholders

The contact blocks are fitted with a slow-action contact (1 NO contact or 1 NC contact) with double operating contacts. These ensure a high switching reliability even with small voltages and currents of 5 V/1 mA and above. They are suitable for use in electronic systems as well as conventional controls.

The switch contacts of the NC contact are positively driven.

A lampholder for lamps with BA 9s (screw connection) and W2 × 4.6 d (solder connection) are available for the illuminated pushbutton units and indicator lights in addition to the contact blocks.

Contact blocks and lamp holders have terminal designations in accordance with EN 50 013.

Mounting

SIGNUM devices are easily and rapidly connected:

- Actuators or indicator lights are positioned in the opening of the front panel from the front
- Position the holder from the rear
- Tighten the screw on the holder
- Snap on the contact block or the lamp holder directly onto the operating mechanism from the back

Terminals

- Devices for
- Screw terminal connection,
 - Cage clamp terminal connection and
 - Solder connection (solder pins 0.8 × 0.8 mm) are available.

The 3SB3 command devices have screw connections in the SIGUT termination system. The open terminals, captive screws, funnel-shaped wiring openings and screwdriver fed openings save time when connecting. Powered screwdrivers can be used.

The connection with cage spring terminal is rapid and the actuators can be mounted flush against each other.

Enclosure

Plastic housings for 1, 2, 3, 4 or 6 actuators are available for the round model. Housings for more than 6 actuators can be supplied upon request. They are suitable for the round and square models.

Communications-capable SIGNUM 3SB3 control devices

SIGNUM 3SB3 control devices can be connected to the actuator-sensor interface (AS interface) networking system by means of the AS-Interface 4I/4O application module for mounting on printed circuit boards. With this, four mechanical connecting devices can be scanned or four indicator lights can be controlled.

The illuminated command devices are supplied via the AS interface cable.

Pushbutton unit, plastic, with flat button
nsd0037h



Pushbutton unit, metal, with flat button
nsd00367h



The following connections to the AS interface are possible:

- AS-i user module for printed circuit boards
- AS-i single connection
- AS-i front plate module
- AS-i housing

For further information on the AS interface refer to Part 1.

SIGNUM is also communications-capable via PROFIBUS-DP.

Configuring

SIGNUM 3SB3 configuring software

The SIGNUM 3SB3 control devices can be selected and ordered using this software:

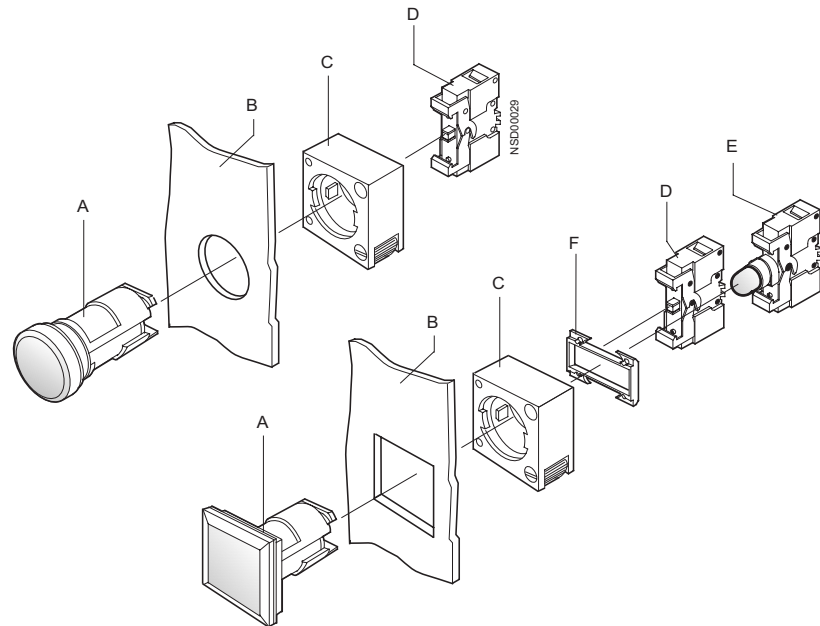
- Supply and ordering of customer-specific enclosures,
- Construction tool for designing control panels with SIGNUM 3SB3 command devices,
- Easy selection of the most varied choice of inscriptions,
- Generation of parts lists, component mounting diagrams and drill templates,
- Generation of the completed order.



Pushbutton Units and Indicator Lights SIGNUM 3SB3

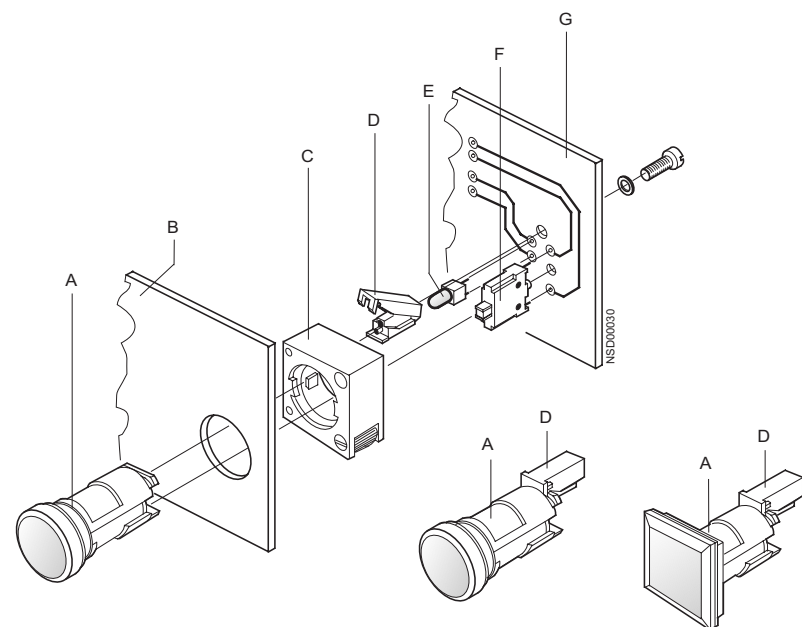
Introduction

Design



Front plate mounting

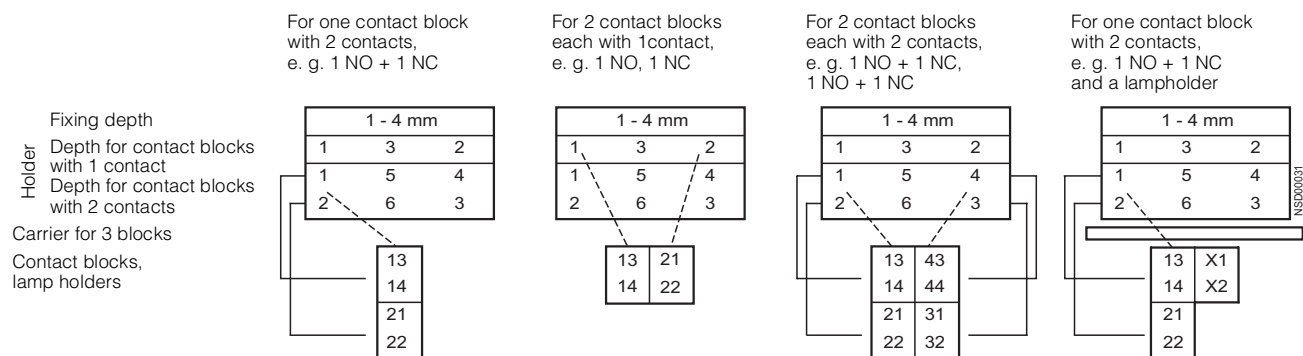
- A Actuator
- B Front plate
- C Holder
- D Contact block
- E Lampholder
- F Mounting element



Used on printed-circuit-boards

- A Actuator
- B Front plate
- C Holder
- D Holder for printed-circuit-board
- E Lampholder
- F Contact block
- G PCB

Contact assignment

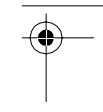
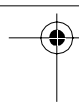
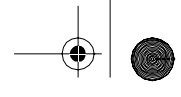


Pushbutton Units and Indicator Lights SIGNUM 3SB3

Introduction



Technical data according to IEC 60 947-5-1 (DIN VDE 0660 Part 200) and EN 418

| Rated insulation voltage U_i • Screw connection • Soldered connection | 400 V 250 V | | | | | | | | | | | | | | | | | | | | | | | | | | | | | | | | | | | | | | | | | | | | | | | | | |
|--|--|-----------------|--------------|-------------------------|-------------------------|--------------|--------------|--------------|--|-------------------------|-----------------|---|-------------------------|-------------------------|---|---------|----|---|---|----|---|--|------|----|---|---|---|-----|--|-------|----|---|---|-----|-----|--|-------|----|---|---|---|-----|--|-------|----|---|---|---|---|--|
| Pollution degree | Class 3 (according to DIN VDE 0110) | | | | | | | | | | | | | | | | | | | | | | | | | | | | | | | | | | | | | | | | | | | | | | | | | |
| Conventional free-air thermal current I_{th} | 10 A | | | | | | | | | | | | | | | | | | | | | | | | | | | | | | | | | | | | | | | | | | | | | | | | | |
| Rated operational voltage U_e and the related rated operational current I_e | <table border="1"> <thead> <tr> <th>AC 50 to 60 Hz</th> <th>I_e/AC-12</th> <th>I_e/AC-15</th> <th>Solder pins</th> <th>DC</th> <th>I_e/DC-12</th> <th>I_e/DC-13</th> </tr> <tr> <th></th> <th>Screw/solder connection</th> <th>Screw terminals</th> <th>A</th> <th>Screw/solder connection</th> <th>Screw/solder connection</th> <th>A</th> </tr> </thead> <tbody> <tr> <td>at 24 V</td> <td>10</td> <td>6</td> <td>4</td> <td>10</td> <td>3</td> <td></td> </tr> <tr> <td>48 V</td> <td>10</td> <td>6</td> <td>4</td> <td>5</td> <td>1.5</td> <td></td> </tr> <tr> <td>110 V</td> <td>10</td> <td>6</td> <td>4</td> <td>2.5</td> <td>0.7</td> <td></td> </tr> <tr> <td>230 V</td> <td>10</td> <td>6</td> <td>4</td> <td>1</td> <td>0.3</td> <td></td> </tr> <tr> <td>400 V</td> <td>10</td> <td>3</td> <td>–</td> <td>–</td> <td>–</td> <td></td> </tr> </tbody> </table> | AC 50 to 60 Hz | I_e /AC-12 | I_e /AC-15 | Solder pins | DC | I_e /DC-12 | I_e /DC-13 | | Screw/solder connection | Screw terminals | A | Screw/solder connection | Screw/solder connection | A | at 24 V | 10 | 6 | 4 | 10 | 3 | | 48 V | 10 | 6 | 4 | 5 | 1.5 | | 110 V | 10 | 6 | 4 | 2.5 | 0.7 | | 230 V | 10 | 6 | 4 | 1 | 0.3 | | 400 V | 10 | 3 | – | – | – | |
| AC 50 to 60 Hz | I_e /AC-12 | I_e /AC-15 | Solder pins | DC | I_e /DC-12 | I_e /DC-13 | | | | | | | | | | | | | | | | | | | | | | | | | | | | | | | | | | | | | | | | | | | | |
| | Screw/solder connection | Screw terminals | A | Screw/solder connection | Screw/solder connection | A | | | | | | | | | | | | | | | | | | | | | | | | | | | | | | | | | | | | | | | | | | | | |
| at 24 V | 10 | 6 | 4 | 10 | 3 | | | | | | | | | | | | | | | | | | | | | | | | | | | | | | | | | | | | | | | | | | | | | |
| 48 V | 10 | 6 | 4 | 5 | 1.5 | | | | | | | | | | | | | | | | | | | | | | | | | | | | | | | | | | | | | | | | | | | | | |
| 110 V | 10 | 6 | 4 | 2.5 | 0.7 | | | | | | | | | | | | | | | | | | | | | | | | | | | | | | | | | | | | | | | | | | | | | |
| 230 V | 10 | 6 | 4 | 1 | 0.3 | | | | | | | | | | | | | | | | | | | | | | | | | | | | | | | | | | | | | | | | | | | | | |
| 400 V | 10 | 3 | – | – | – | | | | | | | | | | | | | | | | | | | | | | | | | | | | | | | | | | | | | | | | | | | | | |
| © and ® data Rated voltage • Contact block • Indicator light Conventional free-air thermal current Switching capacity | AC 300 V 125 V AC; 2.5 W for BA 9s, or 60 V AC; 1 W for wedge base W2 × 4.6 d 10 A A 300; R 300; A 600 same polarity | | | | | | | | | | | | | | | | | | | | | | | | | | | | | | | | | | | | | | | | | | | | | | | | | |
| Contact stability Test voltage/test current | 5 V/1 mA | | | | | | | | | | | | | | | | | | | | | | | | | | | | | | | | | | | | | | | | | | | | | | | | | |
| Short-circuit protection (without any welding according to DIN VDE 0660, Part 200) • DIAZED fuse link, utilization category gL/gG • Miniature circuit-breaker with G characteristic acc. to DIN VDE 0641 | 10 A TDz, 16 A Dz 10 A | | | | | | | | | | | | | | | | | | | | | | | | | | | | | | | | | | | | | | | | | | | | | | | | | |
| Mechanical endurance • Pushbutton units and contact blocks • Actuators, rotary or maintained contact • Illuminated pushbutton units Electrical endurance • with AC-15 duty with 3TF3, 3TF40 to 3TF43 contactors • with duty DC-12 or DC-13 | 10 × 10 ⁶ operating cycles 3 × 10 ⁵ operating cycles 3 × 10 ⁶ operating cycles 10 × 10 ⁶ operating cycles The endurance life of the contacts is not only dependent on the breaking current but also on the voltage, the inductivity of the current circuit and the switching speed. General information data is not possible. 1000 operating cycles per hour | | | | | | | | | | | | | | | | | | | | | | | | | | | | | | | | | | | | | | | | | | | | | | | | | |
| Operating frequency | 1000 operating cycles per hour | | | | | | | | | | | | | | | | | | | | | | | | | | | | | | | | | | | | | | | | | | | | | | | | | |
| Climatic withstand capability Ambient temperature | Climate-proof; suitable for use on board ship –25 to +70 °C for LEDs or non-illuminated devices –25 to +60 °C for illuminated device with filament bulbs | | | | | | | | | | | | | | | | | | | | | | | | | | | | | | | | | | | | | | | | | | | | | | | | | |
| Degree of protection acc. to IEC 60 529, DIN VDE 0470 | IP 20 Contact block connections and lampholders behind the front panel IP 40 Switchrooms of the contact blocks behind the front panel IP 66 Enclosed plastic actuators and indicators; with IP 67 protective caps IP 67 NEMA type 4 metal actuators and indicators | | | | | | | | | | | | | | | | | | | | | | | | | | | | | | | | | | | | | | | | | | | | | | | | | |
| Lampholders Screw terminal connection Soldered connection | for lamps with BA 9s base; incandescent, glow and LED lamps for lamp with wedge base W2 × 4.6 d; glow and LED lamps | | | | | | | | | | | | | | | | | | | | | | | | | | | | | | | | | | | | | | | | | | | | | | | | | |
| Conductor cross-sections Screw terminal connection: • finely stranded with end sleeve • solid • solid with end sleeves to DIN 46 228 Soldered connection Tightening torque of holder screw Tightening torque of terminal screws | 2 × 0.5 to 1.5 mm ² 2 × 1 to 2.5 mm ² 2 × 0.5 to 0.75 mm ² Solder pins 0.8 mm × 0.8 mm max. 1 Nm 1 – 1.2 Nm | | | | | | | | | | | | | | | | | | | | | | | | | | | | | | | | | | | | | | | | | | | | | | | | | |
| Terminal marking Device identification | acc. to EN 50 013: Sequence number on the holder Function number on the contact block through snap-on label | | | | | | | | | | | | | | | | | | | | | | | | | | | | | | | | | | | | | | | | | | | | | | | | | |
| Safety measures for SIGNUM, plastic | Safety requirements are met automatically when the actuators and lens assemblies are mounted on metal front plates and housings. When mounted in insulated enclosures, the "protective insulation" safety requirements are met. | | | | | | | | | | | | | | | | | | | | | | | | | | | | | | | | | | | | | | | | | | | | | | | | | |
| Touch protection (screw connection) | Finger-proof acc. to VBG 4 and DIN VDE 0106 | | | | | | | | | | | | | | | | | | | | | | | | | | | | | | | | | | | | | | | | | | | | | | | | | |
| Shock resistance according to IEC 60 068 Part 2-27 Shock duration Shock form | ≤ 50 g Devices without incandescent lamp ≤ 30 g Devices with incandescent lamp 11 ms Half-sine | | | | | | | | | | | | | | | | | | | | | | | | | | | | | | | | | | | | | | | | | | | | | | | | | |

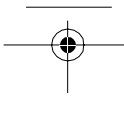
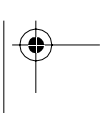
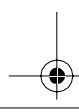


Pushbutton Units and Indicator Lights SIGNUM 3SB3, ○ Round Programme, 22 mm

Complete units

| Selection and ordering data | | | | | | | | | |
|--|---|----------------------------------|----------------------|-----------------------------|----------------------|-----|----------------------|--------------|-----|
| Version | Colour of actuator | Contacts for frontplate mounting | DT | Order No. Preferred type | Price 1 unit | PG | Weight approx. kg | Pack Unit | |
|  Pushbutton unit with flat button | black | 1 NO | ▶ | 3SB3202-0AA11 | | 102 | 0.04 | 1 | |
| | black | 1 NC | B | 3SB3203-0AA11 | | 102 | | | |
| | red | 1 NC | ▶ | 3SB3203-0AA21 | | 102 | | | |
| | yellow | 1 NO | B | 3SB3202-0AA31 | | 102 | | | |
| | green | 1 NO | ▶ | 3SB3202-0AA41 | | 102 | | | |
| | blue | 1 NO | B | 3SB3202-0AA51 | | 102 | | | |
| | white | 1 NO | ▶ | 3SB3202-0AA61 | | 102 | | | |
| | black | 1 NO + 1 NC | B | 3SB3201-0AA11 | | 102 | | | |
| | red | 1 NO + 1 NC | B | 3SB3201-0AA21 | | 102 | | | |
| | yellow | 1 NO + 1 NC | B | 3SB3201-0AA31 | | 102 | | | |
| | green | 1 NO + 1 NC | B | 3SB3201-0AA41 | | 102 | | | |
| | blue | 1 NO + 1 NC | B | 3SB3201-0AA51 | | 102 | | | |
| | white | 1 NO + 1 NC | B | 3SB3201-0AA61 | | 102 | | | |
| |  Illuminated pushbutton unit with flat button | red ¹⁾ | 1 NC | ▶ | 3SB3246-0AA21 | | | | 102 |
| yellow ¹⁾ | | 1 NO | B | 3SB3245-0AA31 | | 102 | | | |
| green ¹⁾ | | 1 NO | ▶ | 3SB3245-0AA41 | | 102 | | | |
| blue ¹⁾ | | 1 NO | B | 3SB3245-0AA51 | | 102 | | | |
| white | | 1 NO | B | 3SB3245-0AA61 | | 102 | | | |
| clear ¹⁾ | | 1 NO | ▶ | 3SB3245-0AA71 | | 102 | | | |
| red ¹⁾ | | 1 NO + 1 NC | B | 3SB3247-0AA21 | | 102 | | | |
| yellow ¹⁾ | | 1 NO + 1 NC | B | 3SB3247-0AA31 | | 102 | | | |
| green ¹⁾ | | 1 NO + 1 NC | B | 3SB3247-0AA41 | | 102 | | | |
| blue ¹⁾ | | 1 NO + 1 NC | B | 3SB3247-0AA51 | | 102 | | | |
| white | | 1 NO + 1 NC | B | 3SB3247-0AA61 | | 102 | | | |
| clear ¹⁾ | | 1 NO + 1 NC | B | 3SB3247-0AA71 | | 102 | | | |
| with integrated LED AC 110 V | | red ¹⁾ | 1 NC | B | 3SB3250-0AA21 | | 102 | | |
| yellow ¹⁾ | | 1 NO | B | 3SB3257-0AA31 | | 102 | | | |
| green ¹⁾ | 1 NO | B | 3SB3257-0AA41 | | 102 | | | | |
| blue ¹⁾ | 1 NO | B | 3SB3257-0AA51 | | 102 | | | | |
| white | 1 NO | B | 3SB3257-0AA61 | | 102 | | | | |
| clear ¹⁾ | 1 NO | B | 3SB3257-0AA71 | | 102 | | | | |
| with integrated LED AC 230 V | red ¹⁾ | 1 NO + 1 NC | B | 3SB3251-0AA21 | | 102 | 0.047 | 1 | |
| | yellow ¹⁾ | 1 NO + 1 NC | B | 3SB3251-0AA31 | | 102 | | | |
| | green ¹⁾ | 1 NO + 1 NC | B | 3SB3251-0AA41 | | 102 | | | |
| | blue ¹⁾ | 1 NO + 1 NC | B | 3SB3251-0AA51 | | 102 | | | |
| | white | 1 NO + 1 NC | B | 3SB3251-0AA61 | | 102 | | | |
| | clear ¹⁾ | 1 NO + 1 NC | B | 3SB3251-0AA71 | | 102 | | | |
| | red ¹⁾ | 1 NC | ▶ | 3SB3254-0AA21 | | 102 | | | |
| | yellow ¹⁾ | 1 NO | B | 3SB3253-0AA31 | | 102 | | | |
| | green ¹⁾ | 1 NO | ▶ | 3SB3253-0AA41 | | 102 | | | |
| | blue ¹⁾ | 1 NO | B | 3SB3253-0AA51 | | 102 | | | |
| | white | 1 NO | B | 3SB3253-0AA61 | | 102 | | | |
| | clear ¹⁾ | 1 NO | ▶ | 3SB3253-0AA71 | | 102 | | | |
| | red ¹⁾ | 1 NO + 1 NC | B | 3SB3255-0AA21 | | 102 | | | |
| | yellow ¹⁾ | 1 NO + 1 NC | B | 3SB3255-0AA31 | | 102 | | | |
| green ¹⁾ | 1 NO + 1 NC | B | 3SB3255-0AA41 | | 102 | | | | |
| blue ¹⁾ | 1 NO + 1 NC | B | 3SB3255-0AA51 | | 102 | | | | |
| white | 1 NO + 1 NC | B | 3SB3255-0AA61 | | 102 | | | | |
| clear ¹⁾ | 1 NO + 1 NC | B | 3SB3255-0AA71 | | 102 | | | | |
| with BA 9s lamp holder without lamp | red ¹⁾ | 1 NC | B | 3SB3207-0AA21 | | 102 | 0.05 | 1 | |
| | yellow ¹⁾ | 1 NO | B | 3SB3206-0AA31 | | 102 | | | |
| | green ¹⁾ | 1 NO | B | 3SB3206-0AA41 | | 102 | | | |
| | blue ¹⁾ | 1 NO | B | 3SB3206-0AA51 | | 102 | | | |
| | white | 1 NO | B | 3SB3206-0AA61 | | 102 | | | |
| | clear ¹⁾ | 1 NO | B | 3SB3206-0AA71 | | 102 | | | |
| | red ¹⁾ | 1 NO + 1 NC | B | 3SB3205-0AA21 | | 102 | | | |
| | yellow ¹⁾ | 1 NO + 1 NC | B | 3SB3205-0AA31 | | 102 | | | |
| | green ¹⁾ | 1 NO + 1 NC | B | 3SB3205-0AA41 | | 102 | | | |
| | blue ¹⁾ | 1 NO + 1 NC | B | 3SB3205-0AA51 | | 102 | | | |
| white | 1 NO + 1 NC | B | 3SB3205-0AA61 | | 102 | | | | |
| clear ¹⁾ | 1 NO + 1 NC | B | 3SB3205-0AA71 | | 102 | | | | |







1) Inscription by inserting a label is possible.



Pushbutton Units and Indicator Lights SIGNUM 3SB3, ○ Round Programme, 22 mm

Complete units

Selection and ordering data

| Version | Colour of actuator/ Lock No. | Contacts for frontplate mounting | DT | Order No. Preferred type | Price 1 unit | PG | Weight approx. kg | Pack Unit | |
|---|---------------------------------|----------------------------------|-----|---|-----------------|-----------------------|----------------------|--------------|---|
| Mushroom push-pull-button unit  nsd0560g | red | 1 NC | ▶ | 3SB32 03-1CA21 | | 102 | 0.036 | 1 | |
| | | 1 NO + 1 NC | B | 3SB32 01-1CA21 | | 102 | 0.045 | | |
| Selector switch  nsd0041g | black | 1 NO | ▶ | 3SB32 02-2KA11 | | 102 | 0.033 | 1 | |
| | | 1 NO + 1 NC | ▶ | 3SB32 01-2KA11 | | 102 | 0.042 | | |
| Selector switch, 3 switching positions Switching sequence I-O-II, operating angle 2 x 50°  nss 00439g | black | latching | | 1 NO, 1 NO | ▶ | 3SB32 10-2DA11 | 102 | 0.043 | 1 |
| | | | | 1 NO + 1 NC, B | ▶ | 3SB32 08-2DA11 | 102 | 0.061 | |
| | | | | 1 NO, 1 NO | ▶ | 3SB32 10-2EA11 | 102 | 0.043 | 1 |
| | | | | 1 NO + 1 NC, B | ▶ | 3SB32 08-2EA11 | 102 | 0.061 | |
| RONIS key operated switch  nsd0042g | SB 30 | 1 NO | ▶ | 3SB32 02-4AD11 | | 102 | 0.085 | 1 | |
| | | 1 NO + 1 NC | B | 3SB32 01-4AD11 | | 102 | 0.095 | | |
| EMERGENCY-STOP command devices acc. to EN 418 with yellow backing plate, Ø 80 mm, labelled, can also be used with 3TK28 contactor safety combinations (see Part 8) | | | | | | | | | |
| EMERGENCY-STOP mushroom pushbutton unit  nsd0045g | red | 1 NO | → | 3SB32 03-1HA20 | | 102 | 0.036 | 1 | |
| | | 1 NO + 1 NC | → A | 3SB32 01-1HA20 | | 102 | 0.045 | | |
| | | | |  bg964041 | | | | | |

→ Positive opening acc. to IEC 60 947-5-1, Appendix K, and DIN VDE 0660 Part 200.

Siemens NS K · 2002

9/21



Pushbutton Units and Indicator Lights SIGNUM 3SB3, ○ Round Programme, 22 mm

Complete units

Selection and ordering data



Indicator light with smooth lens

| Version | Colour of lens | Operational voltage | DT | Order No. | Price | PG | Weight approx. | Pack |
|---|----------------|---------------------|----|----------------------|--------|-----|----------------|------|
| | | | | Preferred type | 1 unit | | kg | Unit |
| Indicator light with smooth lens | | | | | | | | |
| with integrated LED UC 24 V | red | | ▶ | 3SB3244-6AA20 | | 102 | 0.03 | 1 |
| | yellow | | B | 3SB3244-6AA30 | | 102 | | |
| | green | | ▶ | 3SB3244-6AA40 | | 102 | | |
| | blue | | B | 3SB3244-6AA50 | | 102 | | |
| | white | | B | 3SB3244-6AA60 | | 102 | | |
| | clear | | ▶ | 3SB3244-6AA70 | | 102 | | |
| with integrated LED AC 110 V | red | | B | 3SB3248-6AA20 | | 102 | 0.04 | 1 |
| | yellow | | B | 3SB3248-6AA30 | | 102 | | |
| | green | | B | 3SB3248-6AA40 | | 102 | | |
| | blue | | B | 3SB3248-6AA50 | | 102 | | |
| | white | | B | 3SB3248-6AA60 | | 102 | | |
| | clear | | B | 3SB3248-6AA70 | | 102 | | |
| with integrated LED AC 230 V | red | | ▶ | 3SB3252-6AA20 | | 102 | 0.04 | 1 |
| | yellow | | B | 3SB3252-6AA30 | | 102 | | |
| | green | | ▶ | 3SB3252-6AA40 | | 102 | | |
| | blue | | B | 3SB3252-6AA50 | | 102 | | |
| | white | | B | 3SB3252-6AA60 | | 102 | | |
| | clear | | ▶ | 3SB3252-6AA70 | | 102 | | |
| with BA 9s lamp holder without lamp | red | | B | 3SB3204-6AA20 | | 102 | 0.04 | 1 |
| | yellow | | B | 3SB3204-6AA30 | | 102 | | |
| | green | | B | 3SB3204-6AA40 | | 102 | | |
| | blue | | B | 3SB3204-6AA50 | | 102 | | |
| | white | | B | 3SB3204-6AA60 | | 102 | | |
| | clear | | B | 3SB3204-6AA70 | | 102 | | |



Indicator light with lens with concentric rings

| | | | | | | | | |
|--|--------|--|---|----------------------|--|-----|------|---|
| Indicator light with lens with concentric rings | | | | | | | | |
| with integrated LED UC 24 V | red | | ▶ | 3SB3244-6BA20 | | 102 | 0.04 | 1 |
| | yellow | | B | 3SB3244-6BA30 | | 102 | | |
| | green | | ▶ | 3SB3244-6BA40 | | 102 | | |
| | blue | | B | 3SB3244-6BA50 | | 102 | | |
| | white | | B | 3SB3244-6BA60 | | 102 | | |
| | clear | | ▶ | 3SB3244-6BA70 | | 102 | | |
| with integrated LED AC 110 V | red | | B | 3SB3248-6BA20 | | 102 | 0.04 | 1 |
| | yellow | | B | 3SB3248-6BA30 | | 102 | | |
| | green | | B | 3SB3248-6BA40 | | 102 | | |
| | blue | | B | 3SB3248-6BA50 | | 102 | | |
| | white | | B | 3SB3248-6BA60 | | 102 | | |
| | clear | | B | 3SB3248-6BA70 | | 102 | | |
| with integrated LED AC 230 V | red | | ▶ | 3SB3252-6BA20 | | 102 | 0.04 | 1 |
| | yellow | | B | 3SB3252-6BA30 | | 102 | | |
| | green | | ▶ | 3SB3252-6BA40 | | 102 | | |
| | blue | | B | 3SB3252-6BA50 | | 102 | | |
| | white | | B | 3SB3252-6BA60 | | 102 | | |
| | clear | | ▶ | 3SB3252-6BA70 | | 102 | | |
| with BA 9s lamp holder without lamp | red | | ▶ | 3SB3204-6BA20 | | 102 | 0.04 | 1 |
| | yellow | | B | 3SB3204-6BA30 | | 102 | | |
| | green | | ▶ | 3SB3204-6BA40 | | 102 | | |
| | blue | | B | 3SB3204-6BA50 | | 102 | | |
| | white | | B | 3SB3204-6BA60 | | 102 | | |
| | clear | | ▶ | 3SB3204-6BA70 | | 102 | | |



Audible signal device

| | | | | | | | | |
|--|--|--------------|---|----------------------|--|-----|------|---|
| Audible signal device, IP 65¹⁾ | | | | | | | | |
| Continuous tone (2.4 kHz) | | UC 24 V | B | 3SB3233-7BA10 | | 102 | 0.03 | 1 |
| Min. operational current 10 mA | | UC 115 V | B | 3SB3234-7BA10 | | 102 | | |
| Min. sound pressure 80 dB/10 cm | | 230 V AC/ DC | B | 3SB3235-7BA10 | | 102 | | |

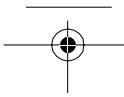


Drive for potentiometer

| | | | | | | | | | |
|---|--|--|--|---|----------------------|--|-----|------|---|
| Drive for potentiometer¹⁾²⁾ | | | | B | 3SB1000-7CH07 | | 102 | 0.02 | 1 |
|---|--|--|--|---|----------------------|--|-----|------|---|

1) Cannot be used with 3SB38 enclosures.

2) The potentiometer is not included in the scope of supply.





Pushbutton Units and Indicator Lights SIGNUM 3SB3, ○ Round Programme, 22 mm

Pushbuttons and switches

Selection and ordering data



Pushbutton with flat button



Pushbutton with raised button



Pushbutton with raised button, locking



Pushbutton with raised front ring



Pushbutton with raised front ring (castell.)



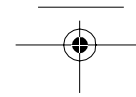
Illuminated pushbutton with flat button



Illuminated pushbutton with raised button

| Version | Colour of actuator | Inscription | DT | Order No. | Price | PG | Weight approx. kg | Pack Unit |
|---|---------------------|---------------|----------------------|----------------------|--------|-----|-------------------|-----------|
| | | | | Preferred type | 1 unit | | | |
| <i>including holder¹⁾</i> | | | | | | | | |
| Pushbutton with flat button | black | | ▶ | 3SB3000-0AA11 | | 102 | 0.02 | 5 |
| | red | | ▶ | 3SB3000-0AA21 | | 102 | | |
| | yellow | | B | 3SB3000-0AA31 | | 102 | | |
| | green | | ▶ | 3SB3000-0AA41 | | 102 | | |
| | blue | | B | 3SB3000-0AA51 | | 102 | | |
| | white | | ▶ | 3SB3000-0AA61 | | 102 | | |
| | grey | | B | 3SB3000-0AB51 | | 102 | | |
| | clear ²⁾ | | B | 3SB3000-0AA71 | | 102 | | |
| | green | Inscription I | B | 3SB3000-0AA81 | | 102 | | |
| | red | Inscription O | B | 3SB3000-0AB01 | | 102 | | |
| | white | Inscription I | B | 3SB3000-0AB11 | | 102 | | |
| black | Inscription O | B | 3SB3000-0AB21 | | 102 | | | |
| Pushbutton with raised button | black | | B | 3SB3000-0BA11 | | 102 | 0.02 | 5 |
| | red | | B | 3SB3000-0BA21 | | 102 | | |
| | yellow | | B | 3SB3000-0BA31 | | 102 | | |
| | blue | | B | 3SB3000-0BA51 | | 102 | | |
| | white | | B | 3SB3000-0BA61 | | 102 | | |
| Pushbutton, locking with raised button, can be locked by depressing and turning clockwise; unlocking by turning anti-clockwise | black | | ▶ | 3SB3000-0CA11 | | 102 | 0.03 | 5 |
| | red | | B | 3SB3000-0CA21 | | 102 | | |
| Pushbutton with raised front ring (Height 13 mm) | black | | B | 3SB3000-0AA12 | | 102 | 0.02 | 5 |
| | red | | B | 3SB3000-0AA22 | | 102 | | |
| | yellow | | B | 3SB3000-0AA32 | | 102 | | |
| | green | | B | 3SB3000-0AA42 | | 102 | | |
| | blue | | B | 3SB3000-0AA52 | | 102 | | |
| white | | B | 3SB3000-0AA62 | | 102 | | | |
| Pushbutton with raised front ring with castellations, (Height 13 mm) | black | | B | 3SB3000-0AA13 | | 100 | 0.02 | 5 |
| | red | | B | 3SB3000-0AA23 | | 100 | | |
| | yellow | | B | 3SB3000-0AA33 | | 100 | | |
| | green | | B | 3SB3000-0AA43 | | 100 | | |
| Illuminated pushbutton with flat button incl. holder for 3 elements | red ²⁾ | | ▶ | 3SB3001-0AA21 | | 100 | 0.02 | 5 |
| | yell. ²⁾ | | ▶ | 3SB3001-0AA31 | | 100 | | |
| | green ²⁾ | | ▶ | 3SB3001-0AA41 | | 100 | | |
| | blue ²⁾ | | ▶ | 3SB3001-0AA51 | | 100 | | |
| | white | | B | 3SB3001-0AA61 | | 100 | | |
| | clear ²⁾ | | ▶ | 3SB3001-0AA71 | | 100 | | |
| Illuminated pushbutton with raised button incl. holder for 3 elements | red | | B | 3SB3001-0BA21 | | 100 | 0.02 | 5 |
| | yellow | | B | 3SB3001-0BA31 | | 100 | | |
| | green | | B | 3SB3001-0BA41 | | 100 | | |
| | blue | | B | 3SB3001-0BA51 | | 100 | | |
| | clear | | B | 3SB3001-0BA71 | | 100 | | |
| Pushbutton, latching, with flat button unlatching by repeated pressing | black | | B | 3SB3000-0DA11 | | 100 | 0.07 | 5 |
| | red | | B | 3SB3000-0DA21 | | 100 | | |
| | yellow | | B | 3SB3000-0DA31 | | 100 | | |
| | green | | B | 3SB3000-0DA41 | | 100 | | |
| | blue | | B | 3SB3000-0DA51 | | 100 | | |
| | white | | B | 3SB3000-0DA61 | | 100 | | |
| | grey | | B | 3SB3000-0DB51 | | 102 | | |
| Illuminated pushbutton, latching, with flat button incl. holder for 3 elements, unlatching by repeated pressing | red ²⁾ | | B | 3SB3001-0DA21 | | 100 | 0.07 | 5 |
| | yell. ²⁾ | | B | 3SB3001-0DA31 | | 100 | | |
| | green ²⁾ | | B | 3SB3001-0DA41 | | 100 | | |
| | blue ²⁾ | | B | 3SB3001-0DA51 | | 100 | | |
| | white ²⁾ | | B | 3SB3001-0DA61 | | 100 | | |
| | clear ²⁾ | | B | 3SB3001-0DA71 | | 100 | | |

1) Also available without holder. Supplement Order No. with "-Z" and quote order code "B01". 2) Inscription by inserting a label is possible.








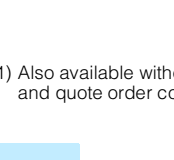




Pushbutton Units and Indicator Lights SIGNUM 3SB3, ○ Round Programme, 22 mm

Pushbuttons and switches

Selection and ordering data

| Version | Colour of actuator | DT | Order No. | Price | PG | Weight approx. kg | Pack Unit |
|--|---|-------------------|----------------------|----------------------|-----|-------------------|-----------|
| | | | ▶ Preferred type | 1 unit | | | |
|  Mushroom pushbutton, Ø 30 mm | <i>including holder¹⁾</i> | | | | | | |
| | Mushroom pushbutton, Ø 30 mm | black | B | 3SB3000-1DA11 | | 102 | 0.03 5 |
| | | red | B | 3SB3000-1DA21 | | 102 | |
| | | yellow | B | 3SB3000-1DA31 | | 102 | |
| | green | B | 3SB3000-1DA41 | | 102 | | |
|  Mushroom pushbutton, Ø 40 mm | Mushroom pushbutton, Ø 40 mm | black | ▶ | 3SB3000-1GA11 | | 102 | 0.03 5 |
| | | red | ▶ | 3SB3000-1GA21 | | 102 | |
| | | yellow | B | 3SB3000-1GA31 | | 102 | |
| | | green | B | 3SB3000-1GA41 | | 102 | |
|  Illuminated mushroom pushbutton, Ø 30 mm | Illuminated mushroom pushbutton, Ø 30 mm | yellow | B | 3SB3001-1DA31 | | 102 | 0.02 5 |
| | incl. holder for 3 elements | green | B | 3SB3001-1DA41 | | 102 | 0.04 |
| | | white | B | 3SB3001-1DA61 | | 102 | 0.02 |
|  Illuminated mushroom pushbutton, Ø 40 mm | Illuminated mushroom pushbutton, Ø 40 mm | yellow | B | 3SB3001-1GA31 | | 102 | 0.03 5 |
| | incl. holder for 3 elements | green | B | 3SB3001-1GA41 | | 102 | |
| | | white | B | 3SB3001-1GA61 | | 102 | |
|  Push-pull button Ø 30 mm, latching unlatching by pulling | | black | B | 3SB3000-1EA11 | | 102 | 0.02 5 |
| | | red ²⁾ | B | 3SB3000-1EA21 | | 102 | 0.03 |
|  Illuminated mushroom pushbutton, Ø 30 mm | Push-pull button Ø 40 mm, latching | black | ▶ | 3SB3000-1CA11 | | 102 | 0.03 5 |
| | unlatching by pulling | red | ▶ | 3SB3000-1CA21 | | 102 | |
|  Illuminated mushroom pushbutton, Ø 40 mm | Push-pull button, Ø 30 mm, latching, illuminated | red | B | 3SB3001-1EA21 | | 102 | 0.03 5 |
| | incl. holder for 3 elements, unlatching by pulling | yellow | B | 3SB3001-1EA31 | | 102 | 0.06 |
| | | green | B | 3SB3001-1EA41 | | 102 | 0.03 |
| | | blue | B | 3SB3001-1EA51 | | 102 | |
| | | clear | B | 3SB3001-1EA71 | | 102 | 0.02 |
|  Push-pull button, Ø 30 mm | Push-pull button, Ø 40 mm latching, illuminated | red | B | 3SB3001-1CA21 | | 102 | 0.03 5 |
| | incl. holder for 3 elements, unlatching by pulling | yellow | B | 3SB3001-1CA31 | | 102 | |
| | | green | B | 3SB3001-1CA41 | | 102 | |
| | | blue | B | 3SB3001-1CA51 | | 102 | |
| | | clear | B | 3SB3001-1CA71 | | 102 | |

1) Also available without holder. Supplement Order No. with "-Z" and quote order code "B01".









2) Maximum components provided: 3 single pole or 2 double-pole contact elements. When using the 3SB39 01-0AB holder, the central command position must not be empty.



Pushbutton Units and Indicator Lights SIGNUM 3SB3, ○ Round Programme, 22 mm

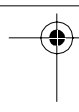
Selector switches

Selection and ordering data

| Version | Colour of actuator | DT | Order No. | Price | PG | Weight approx. kg | Pack Unit |
|--|--|---|---|-----------------------|---|---------------------------------|-----------|
| | | ▶ | Preferred type | 1 unit | | | |
| <i>including holder¹⁾</i> | | | | | | | |
| Selector switches with 2 switching positions | | | | | | | |
|  Selector switch nsd0059g |  Switching sequence O-I, latching, 50° operating angle | non-illuminated | black red green white | ▶ B B B | 3SB30 00-2KA11 3SB30 00-2KA21 3SB30 00-2KA41 3SB30 00-2KA61 | 102 102 102 102 | 5 |
| | | illuminated with holder for 3 elements | red yellow green blue clear | B B B B B | 3SB30 01-2KA21 3SB30 01-2KA31 3SB30 01-2KA41 3SB30 01-2KA51 3SB30 01-2KA71 | 102 102 102 102 102 | 0.023 |
|  Illuminated selector switch nsd0060g |  Switching sequence O-I, non-latching (return from the right), 50° operating angle | non-illuminated | black red green white | ▶ B B B | 3SB30 00-2LA11 3SB30 00-2LA21 3SB30 00-2LA41 3SB30 00-2LA61 | 102 102 102 102 | 5 |
| | | illuminated with holder for 3 elements | red yellow green blue clear | B B B B B | 3SB30 01-2LA21 3SB30 01-2LA31 3SB30 01-2LA41 3SB30 01-2LA51 3SB30 01-2LA71 | 102 102 102 102 102 | 0.023 |
| Selector switches with 3 switching positions | | | | | | | |
| |  Switching sequence I-O-II, latching, 2 x 50° operating angle | non-illuminated | black red green white | ▶ B B B | 3SB30 00-2DA11 3SB30 00-2DA21 3SB30 00-2DA41 3SB30 00-2DA61 | 102 102 102 102 | 5 |
| | | illuminated with holder for 3 elements | red yellow green blue clear | B B B B B | 3SB30 01-2DA21 3SB30 01-2DA31 3SB30 01-2DA41 3SB30 01-2DA51 3SB30 01-2DA71 | 102 102 102 102 102 | 0.023 |
| |  Switching sequence I-O-II, non-latching (return from the right and left, 2 x 50° operating angle | non-illuminated | black red green white | ▶ B B B | 3SB30 00-2EA11 3SB30 00-2EA21 3SB30 00-2EA41 3SB30 00-2EA61 | 102 102 102 102 | 5 |
| | | illuminated with holder for 3 elements | red yellow green blue clear | B B B B B | 3SB30 01-2EA21 3SB30 01-2EA31 3SB30 01-2EA41 3SB30 01-2EA51 3SB30 01-2EA71 | 102 102 102 102 102 | 0.023 |
| |  Switching sequence I-O-II, latching to the right, non-latching to the left (return from the left), 2 x 50° operating angle | non-illuminated²⁾ | black red green white | ▶ B B B | 3SB30 00-2GA11 3SB30 00-2GA21 3SB30 00-2GA41 3SB30 00-2GA61 | 102 102 102 102 | 5 |
| | | illuminated with holder for 3 elements | red yellow green blue clear | B B B B B | 3SB30 01-2GA21 3SB30 01-2GA31 3SB30 01-2GA41 3SB30 01-2GA51 3SB30 01-2GA71 | 102 102 102 102 102 | 0.023 |
| |  Switching sequence I-O-II, latching to the left, non-latching to the right (return from the right), 2 x 50° operating angle | non-illuminated²⁾ | black red green white | B B B B | 3SB30 00-2FA11 3SB30 00-2FA21 3SB30 00-2FA41 3SB30 00-2FA61 | 102 102 102 102 | 5 |
| | | illuminated with holder for 3 elements | red yellow green blue clear | B B B B B | 3SB30 01-2FA21 3SB30 01-2FA31 3SB30 01-2FA41 3SB30 01-2FA51 3SB30 01-2FA71 | 102 102 102 102 102 | 0.023 |

1) Also available without holder. When ordering, append "-Z" to the order number and specify order code "B01".









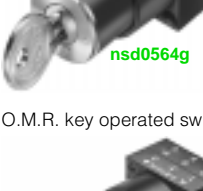



2) Also available as illuminated selector switch. When ordering, append "-Z" to the order number and specify "illuminated selector switch" and the colour in plain text.



Pushbutton Units and Indicator Lights SIGNUM 3SB3, ○ Round Programme, 22 mm

Key operated switches

Selection and ordering data


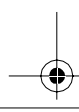
| Version | Type | Lock No./ colour | Key remov-able in position | DT | Order No. | Price | PG | Weight approx. | Pack |
|---|---|----------------------|----------------------------|---------------|--|--------|-----|----------------|------|
| | | | | | ▶ Preferred type | 1 unit | | kg | Unit |
| <i>including holder¹⁾</i> | | | | | | | | | |
| RONIS key operated switch | | | | | | | | | |
| Key operated switches with 2 keys and 2 switching positions | | | | | | | | | |
|  | Switching sequence O-I, latching, 50° operating angle | RONIS flat | SB 30 | O+I O I | ▶ 3SB30 00-4HD11 ▶ 3SB30 00-4HD01 ▶ 3SB30 00-4HD21 | | 102 | 0.075 | |
|  | Switching sequence O-I, latching, 50° operating angle | RONIS flat | SB 30 | O+I O I | ▶ 3SB30 00-4AD11 ▶ 3SB30 00-4AD01 ▶ 3SB30 00-4AD21 | | 102 | 0.075 | 1 |
|  | | CES | SSG 10 | O+I O I | ▶ 3SB30 00-4LD11 ▶ 3SB30 00-4LD01 ▶ 3SB30 00-4LD21 | | 102 | 0.126 | 1 |
| | | | LSG 1 | O+I O | ▶ 3SB30 00-4LF01 ▶ 3SB30 00-4LF11 | | 102 | | |
|  | | IKON | 360012 K1 | O+I O | ▶ 3SB30 00-5LD11 ▶ 3SB30 00-5LD01 | | 102 | 0.131 | 1 |
|  | | BKS | 1 NO | O+I O I | ▶ 3SB30 00-5AD11 ▶ 3SB30 00-5AD01 ▶ 3SB30 00-5AD21 | | 102 | 0.126 | 1 |
| | | | E1 for VW ²⁾ | O+I O I | ▶ 3SB30 00-5AE01 ▶ 3SB30 00-5AE11 | | 102 | | |
| | | | E2 for VW ²⁾ | O+I O I | ▶ 3SB30 00-5AE21 ▶ 3SB30 00-5AE31 | | 102 | | |
| | | | E7 for VW ²⁾ | O+I O I | ▶ 3SB30 00-5AE41 ▶ 3SB30 00-5AE51 | | 102 | | |
| | | | E9 for VW ²⁾ | O+I O | ▶ 3SB30 00-5AE61 ▶ 3SB30 00-5AE71 | | 102 | | |
|  | | O.M.R. | 73038 light blue | O+I O | ▶ 3SB30 00-3AG11 ▶ 3SB30 00-3AG01 | | 102 | 0.117 | 1 |
| | | | 73037 red | O+I O I | ▶ 3SB30 00-3AH11 ▶ 3SB30 00-3AH01 ▶ 3SB30 00-3AH21 | | 102 | | |
| | | | 73034 black | O+I O | ▶ 3SB30 00-3AJ11 ▶ 3SB30 00-3AJ01 | | 102 | | |
|  | | | 73033 yellow | O+I O | ▶ 3SB30 00-3AK11 ▶ 3SB30 00-3AK01 | | 102 | | |
|  | Switching sequence O-I, non-latching (return from the right), 50° operating angle | RONIS flat | SB 30 | O | ▶ 3SB30 00-4BD01 | | 102 | 0.075 | 1 |
|  | | CES | SSG 10 | O | ▶ 3SB30 00-4MD01 | | 102 | 0.126 | 1 |
| | | | LSG 1 | O | ▶ 3SB30 00-4MF11 | | 102 | | |
|  | | IKON | 360012 K1 | O | ▶ 3SB30 00-5MD01 | | 102 | 0.131 | 1 |
|  | | BKS | 1 NO | O | ▶ 3SB30 00-5BD01 | | 102 | 0.126 | 1 |
|  | | O.M.R. ³⁾ | 73038 light blue | O | ▶ 3SB30 00-3BG01 | | 102 | 0.117 | 1 |
| | | | 73037 red | O | ▶ 3SB30 00-3BH01 | | 102 | | |
| | | | 73034 black | O | ▶ 3SB30 00-3BJ01 | | 102 | | |
| | | | 73033 yellow | O | ▶ 3SB30 00-3BK01 | | 102 | | |

For special designs, see page 9/29.

1) Also available without holder. When ordering, append "-Z" to the order number and specify order code "B01".

2) Supplied without key.

3) In accordance with FIAT car company standards, can also be used by other users.



















Pushbutton Units and Indicator Lights SIGNUM 3SB3, ○ Round Programme, 22 mm

Key operated switches

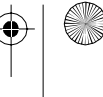
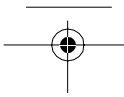
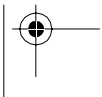
Selection and ordering data

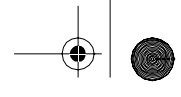
| Version | Type | Lock No./ colour | Key remov-able in position | DT | Order No. | Price 1 unit | PG | Weight approx. kg | Pack Unit |
|---|--|----------------------------|----------------------------|-----|-----------------------|-----------------|-------|----------------------|--------------|
| <i>including holder¹⁾</i> | | | | | | | | | |
| Key operated switches with 2 keys and 3 switching positions | | | | | | | | | |
|  RONIS key operated switch nsd0063g |  Switching sequence I-O-II, latching, 2 x 50° operating angle nss 00448g | RONIS SB 30 | O+I+II | B | 3SB30 00-4DD11 | 102 | 0.075 | 1 | |
| | | flat | O | B | 3SB30 00-4DD01 | 102 | | | |
| | | | I+II | B | 3SB30 00-4DD41 | 102 | | | |
| | | | I | B | 3SB30 00-4DD21 | 102 | | | |
| | | | II | B | 3SB30 00-4DD31 | 102 | | | |
| | | | O+I | B | 3SB30 00-4DD51 | 102 | | | |
|  CES key operated switch nsd0562g |  Switching sequence I-O-II, non-latching (return from right and left), 2 x 50° operating angle nss 00445g | CES SSG 10 | O+I+II | B | 3SB30 00-4PD11 | 102 | 0.126 | 1 | |
| | | | O | B | 3SB30 00-4PD01 | 102 | | | |
| | | | I+II | B | 3SB30 00-4PD41 | 102 | | | |
| | | | I | B | 3SB30 00-4PD21 | 102 | | | |
|  IKON key operated switch nsd0563g |  Switching sequence I-O-II, non-latching (return from right and left), 2 x 50° operating angle nss 00445g | IKON 360012 K1 | O+I+II | B | 3SB30 00-5PD11 | 102 | 0.131 | 1 | |
| | | BKS 1 NO | O+I+II | B | 3SB30 00-5DD11 | 102 | 0.126 | 1 | |
| | | | O | B | 3SB30 00-5DD01 | 102 | | | |
| | | | II | B | 3SB30 00-5DD31 | 102 | | | |
| | | O.M.R. ²⁾ 73038 | I+O+II | B | 3SB30 00-3DG11 | 102 | 0.117 | 1 | |
| | | light blue | O | B | 3SB30 00-3DG01 | 102 | | | |
| | | 73037 | I+O+II | B | 3SB30 00-3DH11 | 102 | | | |
| | | red | O | B | 3SB30 00-3DH01 | 102 | | | |
| | | 73034 | I+O+II | B | 3SB30 00-3DJ11 | 102 | | | |
| | | black | O | B | 3SB30 00-3DJ01 | 102 | | | |
| 73033 | I+O+II | B | 3SB30 00-3DK11 | 102 | | | | | |
| yellow | O | B | 3SB30 00-3DK01 | 102 | | | | | |
|  RONIS key operated switch nsd0563g |  Switching sequence I-O-II, non-latching (return from right and left), 2 x 50° operating angle nss 00445g | RONIS SB 30 | O | B | 3SB30 00-4ED01 | 102 | 0.075 | 1 | |
| | | flat | | | | | | | |
| | | CES SSG 10 | O | B | 3SB30 00-4QD01 | 102 | 0.126 | 1 | |
| | | | | | | | | | |
|  IKON key operated switch nsd0563g |  Switching sequence I-O-II, non-latching (return from right and left), 2 x 50° operating angle nss 00445g | IKON 350012 K1 | O | B | 3SB30 00-5QD01 | 102 | 0.131 | 1 | |
| | | BKS 1 NO | O | B | 3SB30 00-5ED01 | 102 | 0.126 | 1 | |
| | | | | | | | | | |
|  BKS key operated switch nsd0564g |  Switching sequence I-O-II, non-latching (return from right and left), 2 x 50° operating angle nss 00445g | O.M.R. ²⁾ 73038 | O | B | 3SB30 00-3EG01 | 102 | 0.117 | 1 | |
| | | light blue | | | | | | | |
| | | 73037 | O | B | 3SB30 00-3EH01 | 102 | | | |
| | | red | | | | | | | |
| | | 73034 | O | B | 3SB30 00-3EJ01 | 102 | | | |
| black | | | | | | | | | |
| 73033 | O | B | 3SB30 00-3EK01 | 102 | | | | | |
| yellow | | | | | | | | | |
|  O.M.R. key operated switch nsd0067g |  Switching sequence I-O-II, non-latching (return from right and left), 2 x 50° operating angle nss 00445g | | | | | | | | |
| | | | | | | | | | |

For special designs, see page 9/29.

1) Also available without holder. When ordering, append "-Z" to the order number and specify order code "B01".

2) In accordance with FIAT car company standards, can also be used by other users.










Pushbutton Units and Indicator Lights SIGNUM 3SB3, ○ Round Programme, 22 mm

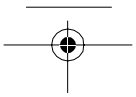
Key operated switches

Selection and ordering data

| Version | Type | Lock No./ colour | Key remov-able in position | DT | Order No. | Price | PG | Weight approx. | Pack |
|---|---|------------------|----------------------------|----|-----------------------|--------|-----|----------------|------|
| | | | | | | 1 unit | | kg | Unit |
| <i>including holder¹⁾</i> | | | | | | | | | |
| RONIS key operated switch | | | | | | | | | |
| Key operated switches with 2 keys and 3 switching positions | | | | | | | | | |
|  nsd0063g | Switching sequence I-O-II, latching to the right, non-latching to the left (return from the left), 2 x 50° operating angle nss 00446g | RONIS SB 30 | O+II | B | 3SB30 00-4GD61 | | 102 | 0.075 | 1 |
| | | flat | O | B | 3SB30 00-4GD01 | | 102 | | |
| | | | II | B | 3SB30 00-4GD31 | | 102 | | |
|  nsd0562g | Switching sequence I-O-II, latching to the left, non-latching to the right (return from the right), 2 x 50° operating angle nss 00447g | CES SSG 10 | O+II | B | 3SB30 00-4SD61 | | 102 | 0.126 | 1 |
| | | | O | B | 3SB30 00-4SD01 | | 102 | | |
| | | | II | B | 3SB30 00-4SD31 | | 102 | | |
|  nsd0563g | Switching sequence I-O-II, latching to the left, non-latching to the right (return from the right), 2 x 50° operating angle nss 00447g | RONIS SB 30 | O+I | B | 3SB30 00-4FD51 | | 102 | 0.075 | 1 |
| | | flat | O | B | 3SB30 00-4FD01 | | 102 | | |
| | | | I | B | 3SB30 00-4FD21 | | 102 | | |
|  nsd0564g | Switching sequence I-O-II, latching to the left, non-latching to the right (return from the right), 2 x 50° operating angle nss 00447g | CES SSG 10 | O+I | B | 3SB30 00-4RD51 | | 102 | 0.126 | 1 |
| | | | O | B | 3SB30 00-4RD01 | | 102 | | |
| | | | I | B | 3SB30 00-4RD21 | | 102 | | |
|  nsd0067g | Switching sequence I-O-II, latching to the left, non-latching to the right (return from the right), 2 x 50° operating angle nss 00447g | IKON 350012 K1 | O+I | B | 3SB30 00-5RD51 | | 102 | 0.131 | 1 |
| | | BKS 1 NO | O+I | B | 3SB30 00-5FD51 | | 102 | 0.126 | 1 |
| | | | O | B | 3SB30 00-5FD01 | | 102 | | |
| O.M.R. key operated switch | Switching sequence I-O-II, latching to the left, non-latching to the right (return from the right), 2 x 50° operating angle nss 00447g | O.M.R. 73038 | O | B | 3SB30 00-3FG01 | | 102 | 0.117 | 1 |
| | | light blue | I | B | 3SB30 00-3FG21 | | 102 | | |
| | | 73034 | I | B | 3SB30 00-3FJ21 | | 102 | | |
| black | | | | | | | | | |

For special designs, see page 9/29.

1) Also available without holder. When ordering, append "-Z" to the order number and specify order code "B01".



Pushbutton Units and Indicator Lights SIGNUM 3SB3, ○ Round Programme, 22 mm

Key operated switches

Selection and ordering data

Special locks for keyswitches

Special locks, which are listed in the table below. The average delivery time is 5 working days.

In this case, append “-Z”, the order code **Y02** and the desired key operated switch number to the order number.

Ordering example

3SB30 00-4LD01-Z
Y02
Z = SSG11

Note

For applications in which access security is important and several key operated switch numbers are used, we recommend the use of BKS, CES or IKON locks.

| Order No. Code | Possible special locks | Order No. | Possible special locks | Order No. | Possible special locks |
|----------------------------------|--|----------------------------------|------------------------|----------------------------------|------------------------|
| 3SB3. ...-4AD..-Z Y02 | SB31 to SB49, T421 to T455, T458 | 3SB3. ...-4LD..-Z Y02 | SSG 11 to SSG 15 | 3SB3. ...-5AD..-Z Y02 | E1, E2, E7, E9 |
| 3SB3. ...-4BD..-Z Y02 | | 3SB3. ...-4MD..-Z Y02 | | 3SB3. ...-5BD..-Z Y02 | |
| 3SB3. ...-4DD..-Z Y02 | | 3SB3. ...-4PD..-Z Y02 | | 3SB3. ...-5DD01-Z Y02 | |
| 3SB3. ...-4ED..-Z Y02 | | 3SB3. ...-4QD..-Z Y02 | | 3SB3. ...-5DD11-Z Y02 | |
| 3SB3. ...-4GD..-Z Y02 | | 3SB3. ...-4SD..-Z Y02 | | 3SB3. ...-5DD41-Z Y02 | |
| 3SB3. ...-4FD..-Z Y02 | | 3SB3. ...-4RD..-Z Y02 | | 3SB3. ...-5ED..-Z Y02 | |
| | | | | 3SB3. ...-5GD01-Z Y02 | |
| | | | | 3SB3. ...-5FD01-Z Y02 | |
| | | | | 3SB3. ...-5FD51-Z Y02 | E 9 |
| 3SB3. ...-1BA20-Z Y02 | SB31 to SB49, T421 to T455, T458 | 3SB3. ...-1KA20-Z Y02 | SSP 9 | 3SB3. ...-1LA20-Z Y02 | E2, E7, E9 |

Special locks which are not listed in the above table. The average delivery time is 25 working days.

In this case, append “-Z”, the order code **Y01** and the desired key operated switch number to the order number.

Ordering example

3SB30 00-4LD01-Z
Y01
Z = SSG18

Note

Special locks for VW (E1, E2, ...) will be delivered without keys, all others with 2 keys.

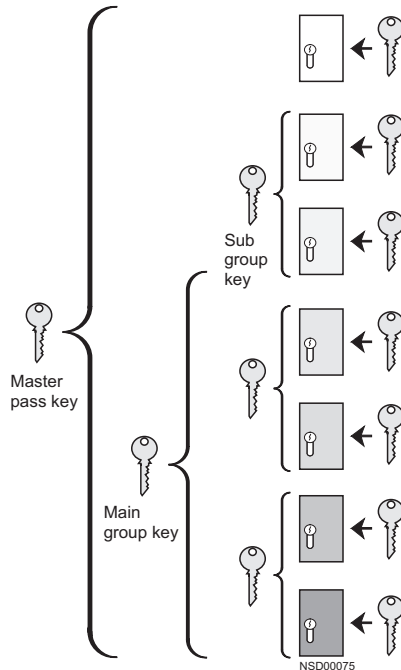
Master and pass key systems

Safety key operated switch actuators with BKS, CES, IKON and O.M.R. can be supplied for use with:

- central key operated switch systems,
- master key systems,
- central master key systems,
- master pass key systems.

Please enquire for price and delivery time.

Example of master pass-key system







Pushbutton Units and Indicator Lights SIGNUM 3SB3, ○ Round Programme, 22 mm



EMERGENCY-STOP mushroom pushbuttons

Selection and ordering data

| Version | Colour of actuator, key withdrawable in position | DT | Order No. | Price | PG | Weight approx. | Pack |
|--|---|------------|-------------------------|-----------------------|-----|----------------|------|
| | | ▶ | Preferred type | 1 unit | | kg | Unit |
| <i>EMERGENCY-STOP command devices according to EN 418, including holder^{1) 2)}, can also be used with 3TK28 contactor safety combinations (see Section 8)</i> | | | | | | | |
| EMERGENCY-STOP mushroom pushbutton  <i>nsd0068g</i> | Mushroom pushbutton, Ø 40 mm, with positive latching function unlatching by turning the knob to the left | red | ▶ 3SB30 00-1HA20 | | 102 | 0.044 | 5 |
| | Mushroom pushbutton, Ø 40 mm, with positive latching function, with RONIS lock Lock No. SB 30, supplied with 2 keys, unlocking only possible using key | red ON/OFF | B | 3SB30 00-1BA20 | | 102 | 0.1 |
| EMERGENCY-STOP mushroom pushbutton with lock  <i>nsd0069g</i> | Mushroom pushbutton, Ø 40 mm, with positive latching function, with CES lock Lock No. SSG 10, supplied with 2 keys, unlocking only possible using key | red ON/OFF | B 3SB30 00-1KA20 | | 102 | 0.04 | 1 |
| | Mushroom pushbutton, Ø 40 mm, with positive latching function, with BKS lock Lock No. S1, supplied with 2 keys, unlocking only possible using key | red ON/OFF | B | 3SB30 00-1LA20 | | 102 | 0.04 |
| | Mushroom pushbutton, Ø 40 mm, with positive latching function, with O.M.R. lock Lock No. 73037, supplied with 2 keys, unlocking only possible using key | red ON/OFF | B 3SB30 00-1MA20 | | 102 | 0.04 | 1 |

Indicator lights and audible signal devices

Selection and ordering data

| Version | Colour of lens | DT | Order No. | Price | PG | Weight approx. | Pack | |
|---|---|---|--|-------------------------|-----|----------------|-------|---|
| | | ▶ | Preferred type | 1 unit | | kg | Unit | |
| <i>including holder¹⁾</i> | | | | | | | | |
| Indicator light  <i>nsd0565g</i> | Indicator light with smooth lens | red yellow green blue white clear | ▶ 3SB30 01-6AA20 B 3SB30 01-6AA30 ▶ 3SB30 01-6AA40 B 3SB30 01-6AA50 B 3SB30 01-6AA60 ▶ 3SB30 01-6AA70 | | 102 | 0.018 | 5 | |
| | with lens with concentric rings | red yellow green blue white clear | B 3SB30 01-6BA20 B 3SB30 01-6BA30 B 3SB30 01-6BA40 B 3SB30 01-6BA50 B 3SB30 01-6BA60 B 3SB30 01-6BA70 | | 102 | 0.018 | 5 | |
| | Audible signal device  <i>nsd0071g</i> | Audible signal device, IP 40³⁾ for audible signal transducer DC 24V ⁴⁾ with BA 9s holder | black | B 3SB30 00-7AA10 | | 102 | 0.018 | 5 |

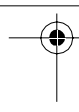
1) Also available without holder. When ordering, append "-Z" to the order number and specify code "B01".

2) The yellow backing plate must be ordered separately; see page 9/57.

3) Audible signal device, IP 65, see page 9/22.

4) Audible signal transducer must be ordered separately when using the 3SB34 00-1A lampholder; see page 9/58.











Pushbutton Units and Indicator Lights SIGNUM 3SB3, ○ Round Programme, 22 mm

Twin pushbuttons

Selection and ordering data

| Version | Colour | DT | Order No. | Price | PG | Weight approx. | Pack |
|--|---|----|-----------------------|--------|-----|----------------|------|
| | | | | 1 unit | | kg | Unit |
|  Twin pushbutton with flat buttons <i>nsd0072g</i> | Twin pushbutton , IP 65, with flat buttons ²⁾ green/red inscription I/O white/black inscription I/O | B | 3SB31 00-8AC21 | | 102 | 0.027 | 5 |
| | | B | 3SB31 00-8AC31 | | 102 | | |
|  Twin pushbutton with flat and raised buttons <i>nsd0072g</i> | Twin pushbutton , IP 65, with flat and raised buttons ²⁾ green/red inscription I/O white/black inscription I/O | B | 3SB31 00-8CC21 | | 102 | 0.027 | 5 |
| | | B | 3SB31 00-8CC31 | | 102 | | |
|  Twin pushbutton with indicator light, with flat and raised buttons <i>nsd0073g</i> | Twin pushbutton with indicator light , IP 65, with flat and raised buttons ²⁾ incl. holders for 3 elements green/red inscription I/O white/black inscription I/O | B | 3SB31 01-8BC21 | | 102 | 0.027 | 5 |
| | | B | 3SB31 01-8BC31 | | 102 | | |
|  Twin pushbutton with indicator light, with flat and raised buttons <i>nsd0073g</i> | Twin pushbutton with indicator light , IP 65, with flat and raised buttons ²⁾ incl. holder for 3 elements green/red inscription I/O white/black inscription I/O | B | 3SB31 01-8DC21 | | 102 | 0.027 | 5 |
| | | B | 3SB31 01-8DC31 | | 102 | | |

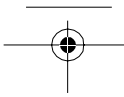
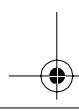
Accessories

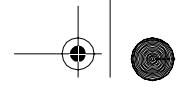
| Version | DT | Order No. | Price | PG | Weight approx. | Pack |
|---|----|---------------------|--------|-----|----------------|------|
| | | | 1 unit | | kg | Unit |
|  Inscription plate <i>nsd0074g</i> | B | 3SB39 22-0AY | | 102 | | 10 |
|  Protective cap <i>nsd0075g</i> | B | 3SB39 21-0AQ | | 102 | | 1 |

1) Also available without holder. When ordering, append "-Z" to the order number and specify code "B01".

2) Black inscription with green, red and white buttons, white inscription with black buttons.

3) For inscription plates, see pages 9/54 and 9/55.








Pushbutton Units and Indicator Lights SIGNUM 3SB3, □ Square Programme, 26 mm × 26 mm

Complete units

Selection and ordering data

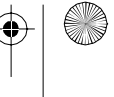
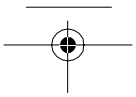
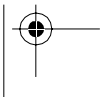
| | Version | Colour of actuator | Contacts for front DT plate mounting version | Order No. | Price | PG | Weight approx. | Pack | | |
|--|--|---|--|--------------------------------|-----------------------|-----------------------|----------------|-----------------------|-------|-----|
| | | | | | 1 unit | | kg | Unit | | |
|  nsd0076g | Pushbutton units with flat button | black | 1 NO | B | 3SB33 02-0AA11 | | 102 | 0.029 | 1 | |
| | | black | 1 NC | B | 3SB33 03-0AA11 | | 102 | | | |
| | | red | 1 NC | B | 3SB33 03-0AA21 | | 102 | | | |
| | | yellow | 1 NO | B | 3SB33 02-0AA31 | | 102 | | | |
| | | green | 1 NO | B | 3SB33 02-0AA41 | | 102 | | | |
| | | blue | 1 NO | B | 3SB33 02-0AA51 | | 102 | | | |
| | | white | 1 NO | B | 3SB33 02-0AA61 | | 102 | | | |
| | | black | 1 NO + 1 NC | B | 3SB33 01-0AA11 | | 102 | | 1 | |
| | | red | 1 NO + 1 NC | B | 3SB33 01-0AA21 | | 102 | | | |
| | | yellow | 1 NO + 1 NC | B | 3SB33 01-0AA31 | | 102 | | | |
| | | green | 1 NO + 1 NC | B | 3SB33 01-0AA41 | | 102 | | | |
| | | blue | 1 NO + 1 NC | B | 3SB33 01-0AA51 | | 102 | | | |
| | | white | 1 NO + 1 NC | B | 3SB33 01-0AA61 | | 102 | | | |
| | |  nsd0077g | Illuminated pushbutton units with flat button | with integrated LED AC/DC 24 V | red ¹⁾ | 1 NC | B | 3SB33 46-0AA21 | | 102 |
| yellow ¹⁾ | 1 NO | | | | B | 3SB33 45-0AA31 | | 102 | | |
| green ¹⁾ | 1 NO | | | | B | 3SB33 45-0AA41 | | 102 | | |
| blue ¹⁾ | 1 NO | | | | B | 3SB33 45-0AA51 | | 102 | | |
| white | 1 NO | | | | B | 3SB33 45-0AA61 | | 102 | | |
| clear ¹⁾ | 1 NO | | | | B | 3SB33 45-0AA71 | | 102 | | |
| red ¹⁾ | 1 NO + 1 NC | | | | B | 3SB33 47-0AA21 | | 102 | 0.047 | 1 |
| yellow ¹⁾ | 1 NO + 1 NC | | | | B | 3SB33 47-0AA31 | | 102 | | |
| green ¹⁾ | 1 NO + 1 NC | | | | B | 3SB33 47-0AA41 | | 102 | | |
| blue ¹⁾ | 1 NO + 1 NC | | | | B | 3SB33 47-0AA51 | | 102 | | |
| white | 1 NO + 1 NC | | | | B | 3SB33 47-0AA61 | | 102 | | |
| clear ¹⁾ | 1 NO + 1 NC | | | | B | 3SB33 47-0AA71 | | 102 | | |
| with integrated LED AC 230 V | red ¹⁾ | | 1 NC | B | 3SB33 54-0AA21 | | 102 | 0.04 | 1 | |
| | yellow ¹⁾ | | 1 NO | B | 3SB33 53-0AA31 | | 102 | | | |
| | green ¹⁾ | | 1 NO | B | 3SB33 53-0AA41 | | 102 | | | |
| | blue ¹⁾ | | 1 NO | B | 3SB33 53-0AA51 | | 102 | | | |
| | white | | 1 NO | B | 3SB33 53-0AA61 | | 102 | | | |
| | clear ¹⁾ | | 1 NO | B | 3SB33 53-0AA71 | | 102 | | | |
| | red ¹⁾ | | 1 NO + 1 NC | B | 3SB33 55-0AA21 | | 102 | 0.047 | 1 | |
| | yellow ¹⁾ | | 1 NO + 1 NC | B | 3SB33 55-0AA31 | | 102 | | | |
| | green ¹⁾ | | 1 NO + 1 NC | B | 3SB33 55-0AA41 | | 102 | | | |
| | blue ¹⁾ | | 1 NO + 1 NC | B | 3SB33 55-0AA51 | | 102 | | | |
| | white | | 1 NO + 1 NC | B | 3SB33 55-0AA61 | | 102 | | | |
| | clear ¹⁾ | | 1 NO + 1 NC | B | 3SB33 55-0AA71 | | 102 | | | |
| with BA 9s lamp holder | red ¹⁾ | 1 NC | B | 3SB33 07-0AA21 | | 102 | 0.041 | 1 | | |
| | yellow ¹⁾ | 1 NO | B | 3SB33 06-0AA31 | | 102 | | | | |
| | green ¹⁾ | 1 NO | B | 3SB33 06-0AA41 | | 102 | | | | |
| | blue ¹⁾ | 1 NO | B | 3SB33 06-0AA51 | | 102 | | | | |
| | white | 1 NO | B | 3SB33 06-0AA61 | | 102 | | | | |
| | clear ¹⁾ | 1 NO | B | 3SB33 06-0AA71 | | 102 | | | | |
| | red ¹⁾ | 1 NO + 1 NC | B | 3SB33 05-0AA21 | | 102 | 0.050 | 1 | | |
| | yellow ¹⁾ | 1 NO + 1 NC | B | 3SB33 05-0AA31 | | 102 | | | | |
| | green ¹⁾ | 1 NO + 1 NC | B | 3SB33 05-0AA41 | | 102 | | | | |
| | blue ¹⁾ | 1 NO + 1 NC | B | 3SB33 05-0AA51 | | 102 | | | | |
| | white | 1 NO + 1 NC | B | 3SB33 05-0AA61 | | 102 | | | | |
| | clear ¹⁾ | 1 NO + 1 NC | B | 3SB33 05-0AA71 | | 102 | | | | |

EMERGENCY-STOP command devices according to EN 418 with yellow backing plate, Ø 80 mm, labelled, can also be used with 3TK28 contactor safety combinations (see Section 8)

| | | | | | | | | | |
|---|---|-----|-------------|-----|-----------------------|--|-----|-------|---|
|  nsd0078g | Mushroom pushbutton, Ø 40 mm, with positive latching function, unlatching by turning | red | 1 NO | → B | 3SB33 03-1HA20 | | 102 | 0.053 | 1 |
| | | | 1 NO + 1 NC | → B | 3SB33 01-1HA20 | | 102 | 0.061 | |



1) Inscription by inserting a label is possible.




Pushbutton Units and Indicator Lights

SIGNUM 3SB3, □ Square Programme, 26 mm × 26 mm



Complete units

Selection and ordering data

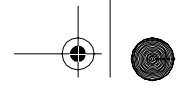
| Version | Colour of lens | DT | Order No. | Price | PG | Weight approx. | Pack | |
|--|--------------------------------|--------|-----------------------|-----------------------|-----|----------------|------|---|
| | | | | 1 unit | | kg | Unit | |
|  <p>Indicator light</p> <p style="color: green; font-weight: bold;">nsd0079g</p> | Indicator light | | | | | | | |
| | with integrated LED AC/DC 24 V | red | B | 3SB33 44-6AA20 | | 102 | 0.03 | 1 |
| | | yellow | B | 3SB33 44-6AA30 | | 102 | | |
| | | green | B | 3SB33 44-6AA40 | | 102 | | |
| | | blue | B | 3SB33 44-6AA50 | | 102 | | |
| | | white | B | 3SB33 44-6AA60 | | 102 | | |
| | | clear | B | 3SB33 44-6AA70 | | 102 | | |
| | with integrated LED AC 230 V | red | B | 3SB33 52-6AA20 | | 102 | 0.03 | 1 |
| | | yellow | B | 3SB33 52-6AA30 | | 102 | | |
| | | green | B | 3SB33 52-6AA40 | | 102 | | |
| | | blue | B | 3SB33 52-6AA50 | | 102 | | |
| | | white | B | 3SB33 52-6AA60 | | 102 | | |
| | | clear | B | 3SB33 52-6AA70 | | 102 | | |
| | with BA 9s lamp holder | red | B | 3SB33 04-6AA20 | | 102 | 0.03 | 1 |
| | | yellow | B | 3SB33 04-6AA30 | | 102 | | |
| | green | B | 3SB33 04-6AA40 | | 102 | | | |
| | blue | B | 3SB33 04-6AA50 | | 102 | | | |
| | white | B | 3SB33 04-6AA60 | | 102 | | | |
| | clear | B | 3SB33 04-6AA70 | | 102 | | | |

Pushbuttons

Selection and ordering data

| Version | Colour of actuator | DT | Order No. | Price | PG | Weight approx. | Pack | | |
|--|--|--|-----------|-----------------------|-----------------------|-----------------------|------|-------|-------|
| | | | | 1 unit | | kg | Unit | | |
|  <p>Pushbutton</p> <p style="color: green; font-weight: bold;">nsd0080g</p> | <i>including holder¹⁾</i> | | | | | | | | |
| | Pushbutton with flat button | | black | B | 3SB31 10-0AA11 | | 102 | 0.019 | 5 |
| | | red | B | 3SB31 10-0AA21 | | 102 | | | |
| | | yellow | B | 3SB31 10-0AA31 | | 102 | | | |
| | | green | B | 3SB31 10-0AA41 | | 102 | | | |
| | | blue | B | 3SB31 10-0AA51 | | 102 | | | |
| | | white, clear ²⁾ | B | 3SB31 10-0AA61 | | 102 | | | |
| | | | B | 3SB31 10-0AA71 | | 102 | | | |
| | Pushbutton with raised front ring (Height 13 mm) | | black | B | 3SB31 10-0AA12 | | 102 | 0.02 | 5 |
| | | red | B | 3SB31 10-0AA22 | | 102 | | | |
| | | white | B | 3SB31 10-0AA62 | | 102 | | | |
| | Pushbutton with raised front ring with castellations (height 13 mm) | | black | B | 3SB31 10-0AA13 | | 102 | 0.02 | 5 |
| | | yellow | B | 3SB31 10-0AA33 | | 102 | | | |
| | | green | B | 3SB31 10-0AA43 | | 102 | | | |
| |  <p>Illuminated pushbutton</p> <p style="color: green; font-weight: bold;">nsd0081g</p> | Illuminated pushbutton with flat button | | red ²⁾ | B | 3SB31 11-0AA21 | | 102 | 0.019 |
| | | yell. ²⁾ | B | 3SB31 11-0AA31 | | 102 | | | |
| | | green ²⁾ | B | 3SB31 11-0AA41 | | 102 | | | |
| | | blue ²⁾ | B | 3SB31 11-0AA51 | | 102 | | | |
| | | white, clear ²⁾ | B | 3SB31 11-0AA61 | | 102 | | | |
| | | | B | 3SB31 11-0AA71 | | 102 | | | |
| | | | | | | | | | |









1) Also available without holder. When ordering, append "-Z" to the order number and specify code "B01".
 2) Inscription by inserting a label is possible.



Pushbutton Units and Indicator Lights SIGNUM 3SB3, □ Square Programme, 26 mm × 26 mm

Pushbutton switches and selector switches

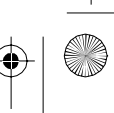
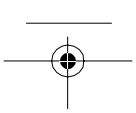
Selection and ordering data

| Version | Colour of actuator | DT | Order No. | Price | PG | Weight approx. | Pack | |
|---|--|-----------------------|-----------------------|-----------------------|-----|----------------|-------|---|
| | | | | 1 unit | | kg | Unit | |
| <i>including holder¹⁾</i> | | | | | | | | |
|  <p>Pushbutton switch Pushbutton switch, latching, with flat button unlatching by pressing again</p> | black | B | 3SB31 10-0DA11 | | 102 | 0.019 | 5 | |
| | red | B | 3SB31 10-0DA21 | | 102 | | | |
| | yellow | B | 3SB31 10-0DA31 | | 102 | | | |
| | green | B | 3SB31 10-0DA41 | | 102 | | | |
| | blue | B | 3SB31 10-0DA51 | | 102 | | | |
| white | B | 3SB31 10-0DA61 | | 102 | | | | |
|  <p>Illuminated pushbutton switch Illuminated pushbutton switch, latching, with flat button incl. holder for 3 elements unlatching by pressing again</p> | red ²⁾ | B | 3SB31 11-0DA21 | | 102 | 0.019 | 5 | |
| | yell. ²⁾ | B | 3SB31 11-0DA31 | | 102 | | | |
| | green ²⁾ | B | 3SB31 11-0DA41 | | 102 | | | |
| | blue ²⁾ | B | 3SB31 11-0DA51 | | 102 | | | |
| | white | B | 3SB31 11-0DA61 | | 102 | | | |
| clear ²⁾ | B | 3SB31 11-0DA71 | | 102 | | | | |
| Selector switches with 2 switching positions | | | | | | | | |
|  <p>Selector switch non-illuminated Switching sequence O-I, latching, 50° operating angle nss 00439g</p> | black | B | 3SB31 10-2KA11 | | 102 | 0.023 | 5 | |
| | red | B | 3SB31 10-2KA21 | | 102 | | | |
| | green | B | 3SB31 10-2KA41 | | 102 | | | |
| | white | B | 3SB31 10-2KA61 | | 102 | | | |
| | red | B | 3SB31 11-2KA21 | | 102 | | | |
| | yellow | B | 3SB31 11-2KA31 | | 102 | | | |
| | green | B | 3SB31 11-2KA41 | | 102 | | | |
| | blue | B | 3SB31 11-2KA51 | | 102 | | | |
| | clear | B | 3SB31 11-2KA71 | | 102 | | | |
| | incl. holder for 3 elements | | | | | | | |
|  <p>Illuminated selector switch non-illuminated Switching sequence O-I, non-latching (return from the right), 50° operating angle nss 00438g</p> | black | B | 3SB31 10-2LA11 | | 102 | 0.023 | 5 | |
| | red | B | 3SB31 10-2LA21 | | 102 | | | |
| | green | B | 3SB31 10-2LA41 | | 102 | | | |
| | white | B | 3SB31 10-2LA61 | | 102 | | | |
| | red | B | 3SB31 11-2LA21 | | 102 | | | |
| | yellow | B | 3SB31 11-2LA31 | | 102 | | | |
| | green | B | 3SB31 11-2LA41 | | 102 | | | |
| | blue | B | 3SB31 11-2LA51 | | 102 | | | |
| | clear | B | 3SB31 11-2LA71 | | 102 | | | |
| | incl. holder for 3 elements | | | | | | | |
| Selector switches with 3 switching positions | | | | | | | | |
|  <p>Selector switch with 3 switching positions non-illuminated Switching sequence I-O-II, latching, 2 x 50° operating angle nss 00448g</p> | black | B | 3SB31 10-2DA11 | | 102 | 0.023 | 5 | |
| | red | B | 3SB31 10-2DA21 | | 102 | | | |
| | green | B | 3SB31 10-2DA41 | | 102 | | | |
| | white | B | 3SB31 10-2DA61 | | 102 | | | |
| | red | B | 3SB31 11-2DA21 | | 102 | | | |
| | yellow | B | 3SB31 11-2DA31 | | 102 | | | |
| | green | B | 3SB31 11-2DA41 | | 102 | | | |
| | blue | B | 3SB31 11-2DA51 | | 102 | | | |
| | clear | B | 3SB31 11-2DA71 | | 102 | | | |
| | incl. holder for 3 elements | | | | | | | |
| |  <p>Selector switch with 3 switching positions non-illuminated Switching sequence I-O-II, non-latching (return from the right and left), 2 x 50° operating angle nss 00445g</p> | black | B | 3SB31 10-2EA11 | | 102 | 0.023 | 5 |
| | | red | B | 3SB31 10-2EA21 | | 102 | | |
| | | green | B | 3SB31 10-2EA41 | | 102 | | |
| | | white | B | 3SB31 10-2EA61 | | 102 | | |
| | | red | B | 3SB31 11-2EA21 | | 102 | | |
| yellow | | B | 3SB31 11-2EA31 | | 102 | | | |
| green | B | 3SB31 11-2EA41 | | 102 | | | | |
| blue | B | 3SB31 11-2EA51 | | 102 | | | | |
| clear | B | 3SB31 11-2EA71 | | 102 | | | | |
| incl. holder for 3 elements | | | | | | | | |
|  <p>Selector switch with 3 switching positions non-illuminated³⁾ Switching sequence I-O-II, latching to the right, non-latching to the left (return from the left), 2 x 50° operating angle nss 00446g</p> | black | B | 3SB31 10-2GA11 | | 102 | 0.023 | 5 | |
| | red | B | 3SB31 10-2GA21 | | 102 | | | |
| | green | B | 3SB31 10-2GA41 | | 102 | | | |
| | white | B | 3SB31 10-2GA61 | | 102 | | | |
|  <p>Selector switch with 3 switching positions non-illuminated³⁾ Switching sequence I-O-II, latching to the left, non-latching to the right (return from the right), 2 x 50° operating angle nss 00447g</p> | black | B | 3SB31 10-2FA11 | | 102 | 0.023 | 5 | |
| | red | B | 3SB31 10-2FA21 | | 102 | | | |
| | green | B | 3SB31 10-2FA41 | | 102 | | | |
| | white | B | 3SB31 10-2FA61 | | 102 | | | |

1) Also available without holder. When ordering, append "-Z" to the order number and specify code "B01".

2) Inscription by inserting a label is possible.







3) Also available as illuminated selector switch. Append "-Z" to the order number and specify "illuminated selector switch" and the colour in plain text.



Pushbutton Units and Indicator Lights SIGNUM 3SB3, □ Square Programme, 26 mm × 26 mm

Key operated switches

Selection and ordering data

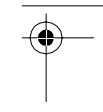
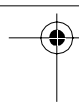
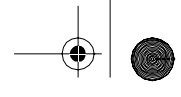
| Version | Type | Lock No./ colour | Key remov-able in position | DT | Order No. | Price 1 unit | PG | Weight approx. kg | Pack Unit |
|---|---|---------------------------------------|----------------------------|-----|-----------------------|-----------------|-------|----------------------|-----------|
| <i>including holder¹⁾</i> | | | | | | | | | |
| Key operated switches with 2 keys and 2 switching positions | | | | | | | | | |
|  <p>RONIS key operated switch nsd0086g</p> | <p>○ Switching sequence O-I, latching, 50° operating angle</p> <p>nss 00444g</p> | RONIS SB 30 | O+I | B | 3SB31 10-4AD11 | 102 | 102 | 0.075 | 1 |
| | | | O | B | 3SB31 10-4AD01 | 102 | 102 | | |
| | | | I | B | 3SB31 10-4AD21 | 102 | 102 | | |
| | | | O | B | 3SB31 10-4LF11 | 102 | 102 | | |
|  <p>CES key operated switch nsd0566g</p> | <p>○ Switching sequence O-I, non-latching (return from the right), 50° operating angle</p> <p>nss 00441g</p> | CES SSG 10 | O+I | B | 3SB31 10-4LD11 | 102 | 102 | 0.126 | 1 |
| | | | O | B | 3SB31 10-4LD01 | 102 | 102 | | |
| | | | I | B | 3SB31 10-4LD21 | 102 | 102 | | |
| | | | O | B | 3SB31 10-4LF11 | 102 | 102 | | |
| | | | O | B | 3SB31 10-5LD01 | 102 | 0.131 | 1 | |
|  <p>O.M.R. key operated switch nsd0088g</p> | <p>○ Switching sequence O-I, non-latching (return from the right), 50° operating angle</p> <p>nss 00441g</p> | IKON 360012 K1 | O | B | 3SB31 10-5LD01 | 102 | 0.131 | 1 | |
| | | BKS 1 NO | O+I | B | 3SB31 10-5AD11 | 102 | 0.126 | 1 | |
| | | | O | B | 3SB31 10-5AD01 | 102 | 102 | | |
| | | E1 for VW ²⁾ | O+I | B | 3SB31 10-5AE01 | 102 | 102 | | |
| | | E2 for VW ²⁾ | O | B | 3SB31 10-5AE31 | 102 | 102 | | |
| | | E7 for VW ²⁾ | O+IO | B | 3SB31 10-5AE41 | 102 | 102 | | |
| | | | O | B | 3SB31 10-5AE51 | 102 | 102 | | |
| E9 for VW ²⁾ | O | B | 3SB31 10-5AE71 | 102 | 102 | | | | |
|  <p>O.M.R. key operated switch nsd0088g</p> | <p>○ Switching sequence O-I, non-latching (return from the right), 50° operating angle</p> <p>nss 00441g</p> | O.M.R. ³⁾ 73038 light blue | O+I | B | 3SB31 10-3AG11 | 102 | 0.117 | 1 | |
| | | | O | B | 3SB31 10-3AG01 | 102 | 102 | | |
| | | 73037 red | O+I | B | 3SB31 10-3AH11 | 102 | 102 | | |
| | | | O | B | 3SB31 10-3AH01 | 102 | 102 | | |
| | | 73034 black | O+I | B | 3SB31 10-3AJ11 | 102 | 102 | | |
| | O | B | 3SB31 10-3AJ01 | 102 | 102 | | | | |
|  <p>O.M.R. key operated switch nsd0088g</p> | <p>○ Switching sequence O-I, non-latching (return from the right), 50° operating angle</p> <p>nss 00441g</p> | 73033 yellow | O+I | B | 3SB31 10-3AK11 | 102 | 102 | | |
| | | | O | B | 3SB31 10-3AK01 | 102 | 102 | | |
| | | RONIS SB 30 flat | O | B | 3SB31 10-4BD01 | 102 | 0.075 | 1 | |
| | | CES SSG 10 | O | B | 3SB31 10-4MD01 | 102 | 0.126 | 1 | |
|  <p>O.M.R. key operated switch nsd0088g</p> | <p>○ Switching sequence O-I, non-latching (return from the right), 50° operating angle</p> <p>nss 00441g</p> | IKON 360012 K1 | O | B | 3SB31 10-5MD01 | 102 | 0.131 | 1 | |
| | | BKS 1 NO | O | B | 3SB31 10-5BD01 | 102 | 0.126 | 1 | |
| | | O.M.R. ³⁾ 73034 black | O | B | 3SB31 10-3BJ01 | 102 | 0.117 | 1 | |

For special designs, see page 9/29.

1) Also available without holder. When ordering, append "-Z" to the order number and specify code "B01".

2) Supplied without the key.









3) In accordance with FIAT car company standards, can also be used by other users.



Pushbutton Units and Indicator Lights SIGNUM 3SB3, □ Square Programme, 26 mm × 26 mm

Key operated switches

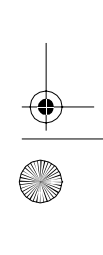
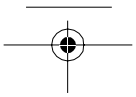
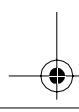
Selection and ordering data

| Version | Type | Lock No./colour | Key removable in position | DT | Order No. | Price 1 unit | PG | Weight approx. kg | Pack Unit |
|---|--|---|---------------------------|-------------|---|-------------------|-------|----------------------|--------------|
| <i>including holder¹⁾</i> | | | | | | | | | |
| RONIS key operated switch | | | | | | | | | |
| Key operated switches with 2 keys and 3 switching positions | | | | | | | | | |
|  nsd0086g |  Switching sequence I-O-II, latching, 2 x 50° operating angle nss 00448g | RONIS SB 30 flat | I+O+II O I+II | B B B | 3SB31 10-4DD11 3SB31 10-4DD01 3SB31 10-4DD41 | 102 102 102 | 0.075 | 1 | |
| | | CES SSG 10 | I+O+II O | B B | 3SB31 10-4PD11 3SB31 10-4PD01 | 102 102 | 0.126 | 1 | |
| | | O.M.R. 73037 red ²⁾ 73034 black | O I+O+II O | B B B | 3SB31 10-3DH01 3SB31 10-3DJ11 3SB31 10-3DJ01 | 102 102 102 | 0.117 | 1 | |
| CES key operated switch | | | | | | | | | |
|  nsd0566g |  Switching sequence I-O-II, non-latching (return from the right and left), 2 x 50° operating angle nss 00445g | RONIS SB 30 flat | O | B | 3SB31 10-4ED01 | 102 | 0.075 | 1 | |
| | | CES SSG 10 | O | B | 3SB31 10-4QD01 | 102 | 0.126 | 1 | |
| | | IKON 360012 K1 | O | B | 3SB31 10-5QD01 | 102 | 0.131 | 1 | |
|  nsd0088g |  Switching sequence I-O-II, latching to the right, non-latching to the left (return from the left), 2 x 50° operating angle nss 00446g | CES SSG 10 | O | B | 3SB31 10-4SD01 | 102 | 0.075 | 1 | |
| | | RONIS SB 30 flat | O | B | 3SB31 10-4FD01 | 102 | 0.075 | 1 | |
| | | CES SSG 10 | O+I | B | 3SB31 10-4RD51 | 102 | 0.126 | 1 | |
| O.M.R. key operated switch | | | | | | | | | |
|  nsd0088g |  Switching sequence I-O-II, latching to the left, non-latching to the right (return from the right), 2 x 50° operating angle nss 00447g | BKS 1 NO | I | B | 3SB31 10-5FD21 | 102 | 0.126 | 1 | |

For special designs, see page 9/29.

1) Also available without holder. When ordering, append "-Z" to the order number and specify code "B01".








2) In accordance with FIAT car company standards, can also be used by other users.



Pushbutton Units and Indicator Lights SIGNUM 3SB3, □ Square Programme, 26 mm × 26 mm


EMERGENCY-STOP mushroom pushbuttons

Selection and ordering data

| Version | Colour of actuator, key withdrawable in position | DT | Order No. | Price | PG | Weight approx. | Pack |
|--|--|------------|--|--------|-----------------------|----------------|---------|
| | | | | 1 unit | | kg | Unit |
| <i>EMERGENCY-STOP command devices according to EN 418, including holder¹⁾ 2), can also be used with 3TK28 contactor safety combinations (see Section 8)</i> | | | | | | | |
| EMERGENCY-STOP mushroom pushbutton  nsd0089g | Mushroom pushbutton, Ø 40 mm, with positive latching unlatching when turned to the left | red |  96 4041 | B | 3SB31 10-1HA20 | 102 | 0.044 5 |
| | Mushroom pushbutton, Ø 40 mm, with positive latching function, with RONIS lock Lock No. SB 30, supplied with 2 keys, unlatching only by using the key | red ON/OFF |  96 4042 | B | 3SB31 10-1BA20 | 102 | 0.1 1 |
| EMERGENCY-STOP mushroom pushbutton with lock  nsd0090g | Mushroom pushbutton, Ø 40 mm, with positive latching function, with CES lock Lock No. SSG 10, supplied with 2 keys, unlatching only by using the key | red ON/OFF |  96 4042 | B | 3SB31 10-1KA20 | 102 | 0.1 1 |
| | Mushroom pushbutton, Ø 40 mm, with positive latching function, with BKS lock Lock No. S1, supplied with 2 keys, unlatching only by using the key | red ON/OFF |  96 4042 | B | 3SB31 10-1LA20 | 102 | 0.1 1 |
| | Mushroom pushbutton, Ø 40 mm, with positive latching function, with O.M.R. lock Lock No. 73037, supplied with 2 keys, unlatching only by using the key | red ON/OFF |  96 4042 | B | 3SB31 10-1MA20 | 102 | 0.1 1 |

Indicator lights

Selection and ordering data

| Version | Colour of lens | DT | Order No. | Price | PG | Weight approx. | Pack |
|--|------------------------|--------|-----------|--------|-----------------------|----------------|---------|
| | | | | 1 unit | | kg | Unit |
| <i>including holder¹⁾</i> | | | | | | | |
| Indicator light  nsd0091g | Indicator light | red | | B | 3SB31 11-6AA20 | 102 | 0.017 5 |
| | | yellow | | B | 3SB31 11-6AA30 | 102 | |
| | | green | | B | 3SB31 11-6AA40 | 102 | |
| | | blue | | B | 3SB31 11-6AA50 | 102 | |
| | | white | | B | 3SB31 11-6AA60 | 102 | |
| | | clear | | B | 3SB31 11-6AA70 | 102 | |

1) Also available without holder. When ordering, append “-Z” to the order number and specify code “B01”.

2) The yellow backing plate must be ordered separately; see page 9/57.

X-ON Electronics

Largest Supplier of Electrical and Electronic Components

Click to view similar products for [Switch Hardware](#) category:

Click to view products by [Siemens](#) manufacturer:

Other Similar products are found below :

[893102000](#) [LZZ1A](#) [0098.9234](#) [61-9707.7](#) [61-9771.0](#) [M2PA-5011](#) [635401](#) [6PA104](#) [6PA113](#) [6PA147-E6](#) [6PA148-E6](#) [6PA32](#) [6PA9](#) [700106](#)
[700109](#) [700201A56](#) [700303A56](#) [700701264](#) [700C1GRY](#) [700C2GRN](#) [704-6001](#) [704.960.4](#) [704.960.9](#) [704.965.1](#) [704.965.2](#) [704.965.6](#)
[704.966.0](#) [7089-3](#) [71M1048](#) [757200264](#) [778000A56](#) [79215938](#) [MHU35](#) [MHU37](#) [825.003.011](#) [825.005.011](#) [825.053.011](#) [825.055.011](#)
[826.000.071](#) [827.020.011](#) [827.400.021](#) [835.900.023](#) [MML52C10C](#) [MML52E10C](#) [MML72EEK](#) [MML92HGH](#) [MML93K](#) [84211M02CNNS](#)
[84211M02LGRS](#) [84211M02LNNX3](#)