

Dialight

Micro LED® SMD LED

“598 SERIES” 1208 PACKAGE

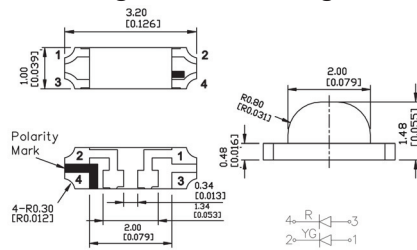
(3.2mm X 1.5mm X 1.0mm) Bi-Color Right Angle



FEATURES / BENEFITS

- ▲ Compatible with automatic placement equipment
- ▲ RoHS compliant
- ▲ Packaged in 8mm tape, 7” reel and 20 per strip
- ▲ Meets EIA-481-1 pkg. std.

Package Outline Drawing:



Notes 1. All dimensions are in mm [inches];
 2. Tolerances are ±0.1mm [0.004inch] unless noted.

ORDERING INFORMATION

5 9 8 - 8 5 1 0 - 2 0 [7] F

Packaging Option

2	20 pieces on tape
7	7” reel 3000pcs / reel

PART NUMBERS

Dialight P/N	EMITTED COLOR	MATERIAL	LENS COLOR	LUMINOUS INTENSITY			DOMINANT WAVELENGTH			FORWARD VOLTAGE			VIEWING ANGLE ° DEGREES	PINOUT
				If = 20 ma			If = 20 ma			If = 20 ma				
				MIN	TYP	MAX	MIN	TYP	MAX	MIN	TYP	MAX		
598-8510-207F	RED	AllInGaP	Water Clear	40	60	80	630	635	645	1.8	2	2.4	160	4-R ₃ 2-G ₁
	GREEN	AllInGaP	Water Clear	30	40	50	560	565	570	1.8	2	2.4	160	4-R ₃ 2-G ₁
598-8520-207F	RED-ORANGE	AllInGaP	Water Clear	80	110	150	620	625	630	1.8	2	2.4	160	4-R ₃ 2-G ₁
	GREEN	AllInGaP	Water Clear	30	40	50	560	568	570	1.8	2	2.4	160	4-R ₃ 2-G ₁
598-8530-207F	ORANGE	AllInGaP	Water Clear	80	100	150	600	605	610	1.8	2	2.4	160	4-R ₃ 2-G ₁
	GREEN	AllInGaP	Water Clear	30	45	60	560	568	570	1.8	2	2.4	160	4-R ₃ 2-G ₁
598-8540-207F	YELLOW	AllInGaP	Water Clear	90	110	150	587	590	592	1.8	2	2.4	160	4-R ₃ 2-G ₁
	GREEN	AllInGaP	Water Clear	30	40	60	560	565	570	1.8	2	2.4	160	4-R ₃ 2-G ₁
598-8550-207F	YELLOW	AllInGaP	Water Clear	80	-	100	587	590	592	1.8	2	2.2	160	4-R ₃ 2-G ₁
	GREEN	InGaN	Water Clear	90	-	120	520	525	530	2.7	3.2	3.5	160	4-R ₃ 2-G ₁
598-8560-207F	YELLOW	AllInGaP	Water Clear	120	135	150	587	590	592	1.8	2.2	2.4	160	4-R ₃ 2-G ₁
	RED	AllInGaP	Water Clear	40	50	60	630	635	645	1.8	2.2	2.4	160	4-R ₃ 2-G ₁
598-8570-207F	RED	AllInGaP	Water Clear	40	60	80	630	635	640	1.8	2.2	2.4	160	4-R ₃ 2-G ₁
	YELLOW-GREEN	AllInGaP	Water Clear	30	40	50	565	570	575	2.8	3.2	3.4	160	SEE EXAMPLE
598-8580-207F	BLUE	InGaN	Water Clear	60	70	80	470	473	475	3	3.2	3.4	160	4-B ₃ 2-G ₁
	GREEN	InGaN	Water Clear	200	220	240	520	523	525	2.7	3.2	3.5	160	4-B ₃ 2-G ₁

ABSOLUTE RATINGS (@ Ta = 25°C)

Dialight P/N	Power Dissipation	Forward Current	Reverse Voltage	Operating Temperature Range	Storage Temperature Range	Peak Pulse Forward Current	Electrostatic Discharge
	(mW)	(mA)	(V)	(°C)	(°C)	(mA)	(HBM)
598-8510-207F	48	20	5	-40~+100	-40~+100	100	1000
	48	20	5	-40~+100	-40~+100	100	1000
598-8520-207F	48	20	5	-40~+100	-40~+100	100	1000
	48	20	5	-40~+100	-40~+100	100	1000
598-8530-207F	72	30	5	-40~+85	-40~+100	100	1000
	72	30	5	-40~+85	-40~+100	100	1000
598-8540-207F	48	20	5	-40~+100	-40~+100	100	1000
	48	20	5	-40~+100	-40~+100	100	1000
598-8550-207F	72	30	5	-30~+85	-30~+100	100	1000
	105	30	5	-30~+85	-30~+100	100	1000
598-8560-207F	72	30	5	-30~+85	-30~+100	100	1000
	72	30	5	-30~+85	-30~+100	100	1000
598-8570-207F	72	30	5	-40~+85	-40~+100	100	1000
	102	30	5	-40~+85	-40~+100	100	1000
598-8580-207F	102	30	5	-30~+85	-30~+100	100	1000
	105	30	5	-30~+85	-30~+100	100	1000



A4703



ISO 9001



Dialight Corporation

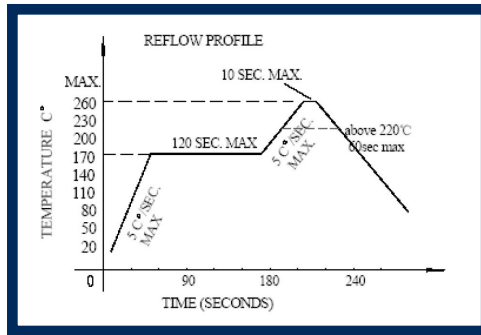
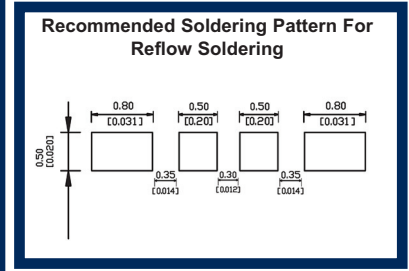
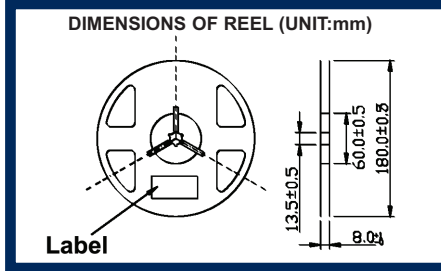
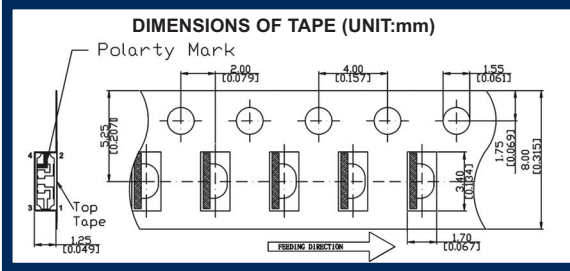
1501 Route 34 South • Farmingdale, NJ 07727 USA

Tel: (1) 732-919-3119 • Fax: (1) 732-751-5778 • www.dialight.com



MDEI5981208BI_A

MECHANICAL DIMENSIONS

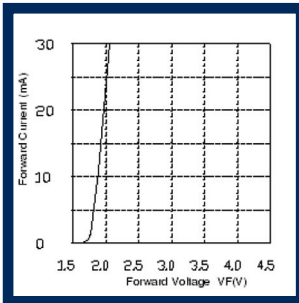


	REFLOW SOLDERING	HAND SOLDERING	
Pre-heat	160~180°C	Temperature	300°C Max.
Pre-heat time	120 seconds Max.		
Peak temperature	260°C Max.	Soldering time	3 second Max (one time only)
Soldering time	10 seconds Max.		
Condition	Refer to temperature -profile		

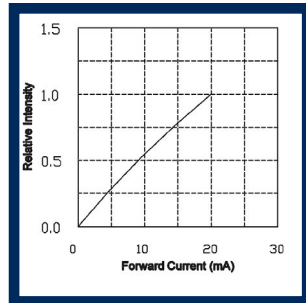
OPTICAL AND ELECTRICAL CHARACTERISTICS CURVES

RED 630-642NM, RED-ORANGE 620-630NM, ORANGE 600-610NM, YELLOW 590-595NM, YELLOW 583-590NM, YELLOW GREEN 570-575NM, GREEN 562-570NM

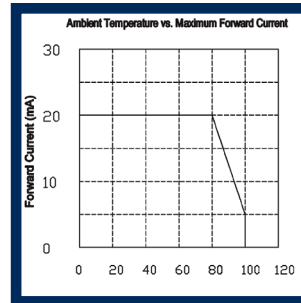
FORWARD VOLTAGE VS FORWARD CURRENT (Ta=25°C)



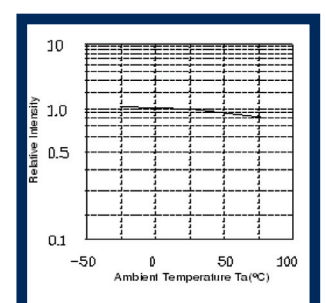
RELATIVE INTENSITY VS FORWARD CURRENT (Ta=25°C)



DERATING

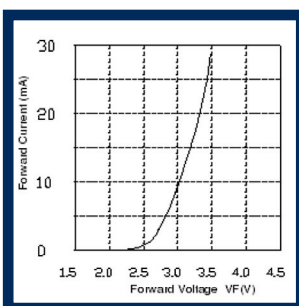


RELATIVE INTENSITY VS AMBIENT TEMPERATURE

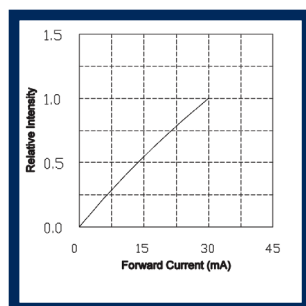


GREEN 520-525NM, BLUE 470-475NM

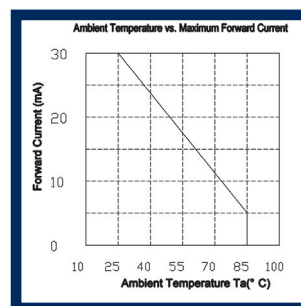
FORWARD VOLTAGE VS FORWARD CURRENT (Ta=25°C)



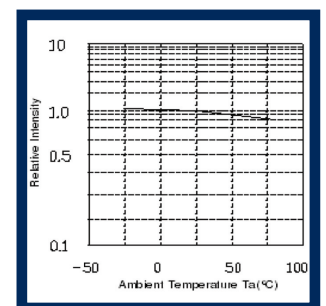
RELATIVE INTENSITY VS FORWARD CURRENT (Ta=25°C)



DERATING



RELATIVE INTENSITY VS AMBIENT TEMPERATURE



A4703



ISO 9001

Dialight Corporation



Dialight Corporation

1501 Route 34 South • Farmingdale, NJ 07727 USA

Tel: (1) 732-919-3119 • Fax: (1) 732-751-5778 • www.dialight.com



MDEI5981208BI_A

X-ON Electronics

Largest Supplier of Electrical and Electronic Components

Click to view similar products for [Standard LEDs - Through Hole category](#):

Click to view products by [Dialight manufacturer](#):

Other Similar products are found below :

[LTL-10254W](#) [LTL-1214A](#) [LTL-1BEDJ](#) [LTL-2231AT](#) [LTL-3251A](#) [LTL-4262N](#) [LTL-5234](#) [LTL87HTBK](#) [LTL-87HD4B](#) [7383/V7C3-BSTA-L/PR3/MS](#) [HLMP-AG64-X10ZZ](#) [HLMP-EG1A-Z10DV](#) [HLMP-EL3B-WXKDD](#) [HLMP-HB74-UVBDD](#) [HLMP-HG65-VY0DD](#) [HLMP-HM74-34CDD](#) [HLMP-HM75-34CDD](#) [1L0532V23G0TD001](#) [NSPW500CS](#) [C4SMA-BGF-CQ34Q3C2](#) [L53GC13](#) [264-7SURTS530-A3](#) [L-C150JRCT](#) [S4SMS-BJF-CQ42QGF2](#) [S4SMS-GJF-CW12QMF2](#) [LD CQDP-1U3U-W5-1-K](#) [LO566UHR3-70G-A3](#) [SLA560WBD2PT3](#) [LP379PPG1C0G0300001](#) [SLR-322MCT32](#) [SLR-342DUT32](#) [SLR-342MC3F](#) [SLR343BC7TT32](#) [SLR343BCTT32](#) [SLX-LX3044GD](#) [SLX-LX3044ID](#) [SLX-LX3044YD](#) [1.90690.3330000](#) [SSL-LX20483ID](#) [SSL-LX3034YD](#) [SSL-LX5093LGT-11](#) [SSL-LX5093PGC](#) [SSL-LX5093SRC/F](#) [SSL-LX5093SYT](#) [SSL-LX509E3SIT](#) [SSL-LX509FT3ID](#) [SSL-LX50FT3GD](#) [SSS-LX4673ID-410B](#) [1L0532Y24I0TD001](#) [264-7SYGD/S530-E2](#)