

THIS COPY IS PROVIDED ON A RESTRICTED BASIS AND IS NOT TO BE USED IN ANY WAY DETRIMENTAL TO THE INTERESTS OF PANCON.

FOR USE W/ POLARIZED AND UNPOLARIZED MASCON (CE,CT,CEP,CTP) STYLE CONNECTORS

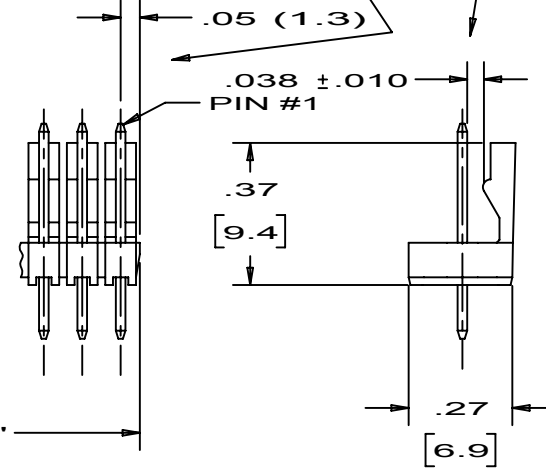
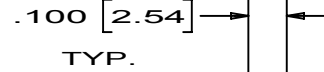
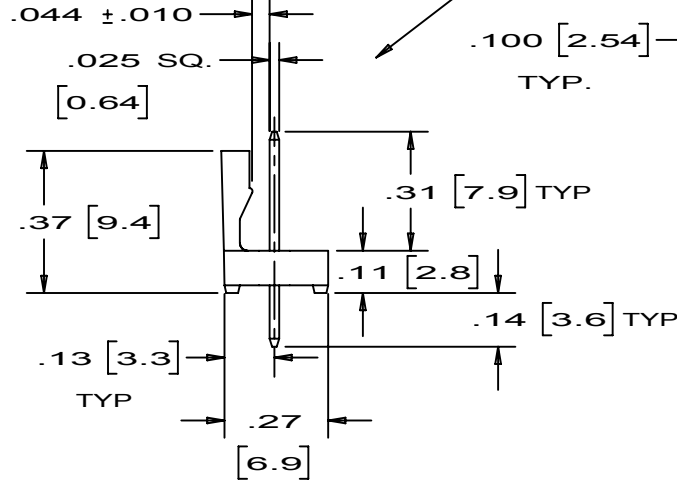
FOR USE W/ MASCON CE OR CT STYLE CONNECTORS ONLY

SOLID BACK WALL FOR SIZES 2-12 & 14

SPLIT BACK WALL FOR SIZES 13,15-36

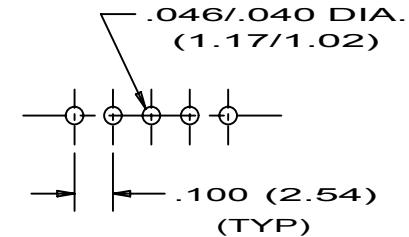
*SEE NOTE 6

SOLID BACK WALL POLARIZATION FEATURE ON SIZES 2-12 & 14 (TYP BOTH ENDS)



NOTES:

1. PART NUMBER: SEE CHART- PAGE 2 OF 2.
2. POST MATERIAL: BRASS ALLOY: BRIGHT ACID TIN OVER NICKEL PLATING.
3. WAFER MATERIAL: THERMOPLASTIC, UL 94 V-0.
4. ALL DIMENSIONS SHOWN IN INCHES & (MILLIMETERS).
5. FOR 15 MICRINCH GOLD OVER NICKEL OR GOLD FLASH OVER PALLADIUM NICKEL, ADD THE "B" SUFFIX TO THE PART NUMBER
- * 6. HEADERS WITH CIRCUIT SIZES OF 2-6 WILL HAVE THE LOCKING BUMP THE FULL LENGTH OF THE BACK WALL. HEADERS WITH CIRCUIT SIZES OF 7-12 WILL HAVE THE LOCKING BUMP ON A TOTAL OF 6 CIRCUITS, 3 CIRCUITS ON EACH END OF THE HEADER.



RECOMMENDED P.C. BOARD LAYOUT

U.L. RECOGNIZED FILE #E73711



Bolingbrook, Illinois

MAS-CON , .100" LOCKING HEADER WITH STRAIGHT PINS

UNLESS OTHERWISE SPECIFIED, DIMENSIONAL TOLERANCES ARE:
 (.X) ± (.XXX) ± .005(.13)
 (.XX) ± .02 (ANGLES ±

UNLESS OTHERWISE SPECIFIED, ALL DIMENSIONS ARE GIVEN IN INCHES. THIRD ANGLE PROJECTION. SCALE 2:1

DRAWN BY JEP

DATE 3-29-88

CHK'D WJH

SEE NOTES

DRAWING NO. KA-10148

SHT 1 OF 2

DWG. SIZE A

REV	DATE	BY	CHK	DESCRIPTION	CN - R	CUST	SUP
10	6/24/10	SHC		ADDED PDNI PLATING ALTERNATIVE			

THIS COPY IS PROVIDED ON A RESTRICTED BASIS AND IS NOT TO BE USED IN ANY WAY DETRIMENTAL TO THE INTERESTS OF PANCON.

PART NO.	# OF CKTS	DIM. A IN. (MM)	WT./ 100 PCS LBS. (GRAMS)
* MLSS100-2-D	2	.20 (5.1)	.05 (23.9)
* MLSS100-3-D	3	.30 (7.6)	.08 (37.7)
* MLSS100-4-D	4	.40 (10.2)	.11 (51.5)
* MLSS100-5-D	5	.50 (12.7)	.14 (65.2)
* MLSS100-6-C	6	.60 (15.2)	.17 (79.0)
* MLSS100-7-C	7	.70 (17.8)	.20 (92.8)
* MLSS100-8-C	8	.80 (20.3)	.24 (106.6)
* MLSS100-9-C	9	.90 (22.9)	.27 (120.4)
* MLSS100-10-C	10	1.00 (25.4)	.29 (133.6)
* MLSS100-11-C	11	1.10 (27.9)	.33 (147.9)
* MLSS100-12-C	12	1.20 (30.5)	.36 (161.1)
MLSS100-13-C	13	1.30 (33.0)	.34 (156.9)
* MLSS100-14-C	14	1.40 (35.6)	.43 (188.6)
MLSS100-15-C	15	1.50 (38.1)	.40 (181.0)
MLSS100-16-C	16	1.60 (40.6)	.42 (193.0)
MLSS100-17-C	17	1.70 (43.2)	.45 (205.1)
MLSS100-18-C	18	1.80 (45.7)	.48 (217.2)

PART NO.	# OF CKTS	DIM. A IN. (MM)	WT./ 100 PCS LBS. (GRAMS)
MLSS100-19-C	19	1.90 (48.3)	.50 (229.3)
MLSS100-20-C	20	2.00 (50.8)	.53 (241.3)
MLSS100-21-C	21	2.10 (53.3)	.56 (253.4)
MLSS100-22-C	22	2.20 (55.9)	.58 (265.5)
MLSS100-23-C	23	2.30 (58.4)	.61 (277.5)
MLSS100-24-C	24	2.40 (61.0)	.64 (289.6)
MLSS100-25-C	25	2.50 (63.5)	.66 (301.7)
MLSS100-26-C	26	2.60 (66.0)	.70 (313.7)
MLSS100-27-C	27	2.70 (68.6)	.72 (325.8)
MLSS100-28-C	28	2.80 (71.1)	.74 (337.9)
MLSS100-29-C	29	2.90 (73.7)	.77 (350.0)
MLSS100-30-C	30	3.00 (76.2)	.79 (362.1)
MLSS100-31-C	31	3.10 (78.7)	.82 (374.2)
MLSS100-32-C	32	3.20 (81.3)	.85 (386.0)
MLSS100-33-C	33	3.30 (83.8)	.87 (398.1)
MLSS100-34-C	34	3.40 (86.4)	.90 (410.2)
MLSS100-35-C	35	3.50 (88.9)	.93 (422.3)
MLSS100-36-C	36	3.60 (91.4)	.95 (434.4)

* THESE PART NUMBERS WILL BE OBSOLETE AND REPLACED WITH MTSS100-XX PART NUMBERS IN THE FUTURE



										 www.pancon.de / GERMANY www.panconconnectors.com / USA		Bolingbrook, Illinois		
										® MAS-CON , .100" LOCKING HEADER WITH STRAIGHT PINS				
										UNLESS OTHERWISE SPECIFIED, DIMENSIONAL TOLERANCES ARE: (.X) ± (.XXX) ± .005 (.13) (.XX) ± .02 (ANGLES) ±		UNLESS OTHERWISE SPECIFIED, ALL DIMENSIONS ARE GIVEN IN INCHES. THIRD ANGLE PROJECTION.		
										DRAWN BY JEP		SCALE 2:1		
										DATE 3-29-88		SEE NOTES		
										CHK'D WJH				
10				SEE SHEET 1								DRAWING NO. KA-10148		A SIZE
REV	DATE	BY	CHK	DESCRIPTION						CN - R	CUST	SUP	SHT 2 OF 2	

X-ON Electronics

Largest Supplier of Electrical and Electronic Components

Click to view similar products for [FFC & FPC Connectors](#) category:

Click to view products by [Pancon](#) manufacturer:

Other Similar products are found below :

[HFW11R-1STE1H1LF](#) [FH29B-100S-0.2SHW\(99\)](#) [FA5S008HP1](#) [FH29B-120S-0.2SHW\(99\)](#) [FH29B-80S-0.2SHW\(99\)](#) [FHS-16](#) [FPH-2022G](#)
[52610-1075](#) [52610-1275](#) [52610-1934](#) [XF3M\(1\)-1415-1B-R100](#) [501864-3091-TR225](#) [0525594033](#) [086210010340800](#) [086222026001800](#)
[52271-2869-CUT-TAPE](#) [62674-201121DLF](#) [62684-36210E9ALF](#) [52610-1675](#) [52746-1671-TR250](#) [10051922-2810EHLF](#) [6-520415-9](#)
[BD021-09A-A1-0350-0200-0550-LD](#) [SFV6R-1STE9HLF](#) [XF3M-2915-1B-R100](#) [1658549-1](#) [62674-221121ALF](#) [46214008010800](#)
[046298003000883](#) [151660622](#) [842-816-2630-035](#) [AYF530665TA](#) [AYF351525](#) [046296011930846+](#) [AYF352325A](#) [046254020000800+](#)
[FH19C-13S-0.5SH\(99\)](#) [FH39J-51S-0.3SHW\(99\)](#) [AYF355125A](#) [AYF530365TA](#) [FH29B-44S-0.2SHW\(99\)](#) [SFW5R-2STAE9LF](#) [AYF351125A](#)
[AYF350725A](#) [62684-502100AHLF](#) [FH39-61S-0.3SHW\(99\)](#) [AYF414035A](#) [10064555-172520HLF](#) [AYF212335A](#) [504754-2500](#)