

Printed-circuit board connector - MSTB 2,5/ 7-ST - 1754546

Please be informed that the data shown in this PDF Document is generated from our Online Catalog. Please find the complete data in the user's documentation. Our General Terms of Use for Downloads are valid (<http://phoenixcontact.com/download>)

Plug component, Nominal current: 12 A, Rated voltage (III/2): 320 V, Number of positions: 7, Pitch: 5 mm, Connection method: Screw connection, Color: green, Contact surface: Tin




The figure shows a 10-position version of the product

Product Features

- Plug-in direction parallel to the conductor axis
- Individual position coding by inserting coding profiles
- Standard plug-in system for 320 V (III/2)



Key Commercial Data

| | |
|--------------------------------------|---|
| Packing unit | 1 pc |
| GTIN |  4 017918 028718 |
| Weight per Piece (excluding packing) | 12.08 g |
| Custom tariff number | 85366990 |
| Country of origin | United States |

Technical data

Dimensions

| | |
|-------------|----------|
| Width | 34.95 mm |
| Pitch | 5.00 mm |
| Dimension a | 30 mm |

General

| | |
|-----------------------------|----------------|
| Range of articles | MSTB 2,5/..-ST |
| Insulating material group | I |
| Rated surge voltage (III/3) | 4 kV |

Printed-circuit board connector - MSTB 2,5/ 7-ST - 1754546

Technical data

General

| | |
|--|---|
| Rated surge voltage (III/2) | 4 kV |
| Rated surge voltage (II/2) | 4 kV |
| Rated voltage (III/3) | 250 V |
| Rated voltage (III/2) | 320 V |
| Rated voltage (II/2) | 630 V |
| Connection in acc. with standard | EN-VDE |
| Nominal current I_N | 12 A |
| Nominal cross section | 2.5 mm ² |
| Maximum load current | 12 A (with a 2.5 mm ² conductor cross section) |
| Insulating material | PA |
| Flammability rating according to UL 94 | V0 |
| Internal cylindrical gage | A3 |
| Stripping length | 7 mm |
| Number of positions | 7 |
| Screw thread | M3 |
| Tightening torque, min | 0.5 Nm |
| Tightening torque max | 0.6 Nm |

Connection data

| | |
|---|----------------------|
| Conductor cross section solid min. | 0.2 mm ² |
| Conductor cross section solid max. | 2.5 mm ² |
| Conductor cross section flexible min. | 0.2 mm ² |
| Conductor cross section flexible max. | 2.5 mm ² |
| Conductor cross section flexible, with ferrule without plastic sleeve min. | 0.25 mm ² |
| Conductor cross section flexible, with ferrule without plastic sleeve max. | 2.5 mm ² |
| Conductor cross section flexible, with ferrule with plastic sleeve min. | 0.25 mm ² |
| Conductor cross section flexible, with ferrule with plastic sleeve max. | 2.5 mm ² |
| Conductor cross section AWG min. | 24 |
| Conductor cross section AWG max. | 12 |
| 2 conductors with same cross section, solid min. | 0.2 mm ² |
| 2 conductors with same cross section, solid max. | 1 mm ² |
| 2 conductors with same cross section, stranded min. | 0.2 mm ² |
| 2 conductors with same cross section, stranded max. | 1.5 mm ² |
| 2 conductors with same cross section, stranded, ferrules without plastic sleeve, min. | 0.25 mm ² |
| 2 conductors with same cross section, stranded, ferrules without plastic sleeve, max. | 1 mm ² |
| 2 conductors with same cross section, stranded, TWIN ferrules with plastic sleeve, min. | 0.5 mm ² |

Printed-circuit board connector - MSTB 2,5/ 7-ST - 1754546

Technical data

Connection data

| | |
|---|---------------------|
| 2 conductors with same cross section, stranded, TWIN ferrules with plastic sleeve, max. | 1.5 mm ² |
| Minimum AWG according to UL/CUL | 30 |
| Maximum AWG according to UL/CUL | 12 |

Standards and Regulations

| | |
|--|--------|
| Connection in acc. with standard | EN-VDE |
| | CSA |
| Flammability rating according to UL 94 | V0 |

Classifications

eCl@ss

| | |
|------------|----------|
| eCl@ss 4.0 | 272607xx |
| eCl@ss 4.1 | 27260701 |
| eCl@ss 5.0 | 27260701 |
| eCl@ss 5.1 | 27260701 |
| eCl@ss 6.0 | 27260704 |
| eCl@ss 7.0 | 27440402 |
| eCl@ss 8.0 | 27440309 |

ETIM

| | |
|----------|----------|
| ETIM 3.0 | EC001121 |
| ETIM 4.0 | EC002638 |
| ETIM 5.0 | EC002638 |

UNSPSC

| | |
|---------------|----------|
| UNSPSC 6.01 | 30211810 |
| UNSPSC 7.0901 | 39121409 |
| UNSPSC 11 | 39121409 |
| UNSPSC 12.01 | 39121409 |
| UNSPSC 13.2 | 39121409 |

Approvals

Approvals

Approvals

CSA / VDE Gutachten mit Fertigungsüberwachung / IECCEB Scheme / CCA / EAC / cULus Recognized


Printed-circuit board connector - MSTB 2,5/ 7-ST - 1754546


Approvals


Ex Approvals

Approvals submitted

Approval details

| | | |
|---|-------|-------|
| CSA  | | |
| | B | D |
| mm ² /AWG/kcmil | 28-12 | 28-12 |
| Nominal current I _N | 15 A | 10 A |
| Nominal voltage U _N | 300 V | 300 V |

| | |
|---|---------|
| VDE Gutachten mit Fertigungsüberwachung  | |
| mm ² /AWG/kcmil | 0.2-2.5 |
| Nominal current I _N | 12 A |
| Nominal voltage U _N | 250 V |

| | |
|---|---------|
| IECEE CB Scheme  | |
| mm ² /AWG/kcmil | 0.2-2.5 |
| Nominal current I _N | 12 A |
| Nominal voltage U _N | 250 V |

CCA

EAC

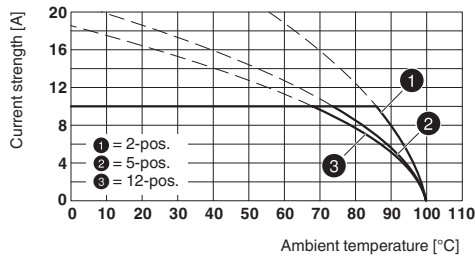
Printed-circuit board connector - MSTB 2,5/ 7-ST - 1754546

Approvals

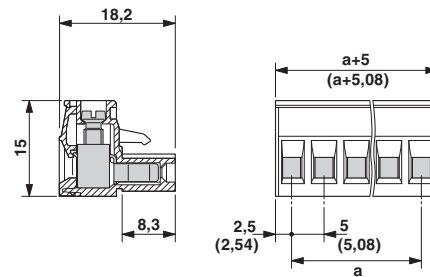
| | | |
|--------------------------------|-------|-------|
| cULus Recognized | | |
| | B | D |
| mm ² /AWG/kcmil | 30-12 | 30-12 |
| Nominal current I _N | 15 A | 15 A |
| Nominal voltage U _N | 300 V | 150 V |

Drawings

Diagram

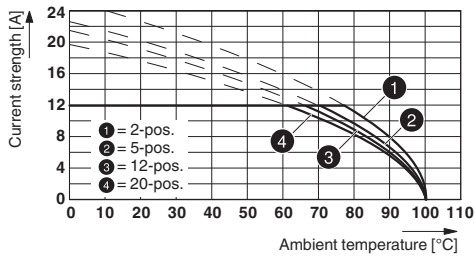


Dimensional drawing



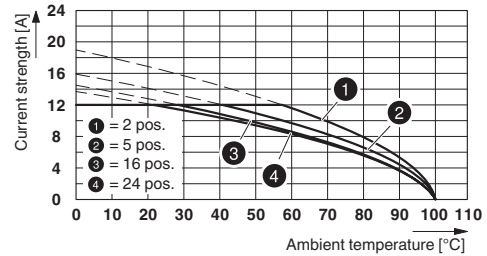
Type: MSTB 2,5/...-ST with MDSTBV 2,5/...-G

Diagram



Type: MSTB 2,5/...-ST with MSTBW 2,5/...-G

Diagram



Type: MSTB 2,5/...-ST with MSTBV 2,5/...-G

X-ON Electronics

Largest Supplier of Electrical and Electronic Components

Click to view similar products for [Pluggable Terminal Blocks](#) category:

Click to view products by [Phoenix Contact](#) manufacturer:

Other Similar products are found below :

[57.404.7553](#) [57.504.0053.7](#) [57.510.0053](#) [57.910.6153](#) [01.112.1453](#) [CTB932VE/6](#) [MC 1.5/ 6-ST-3.5 GY AU](#) [ET02015000J0G](#) [734-104](#) [734-302](#) [734-304](#) [8-141-P](#) [FKCT 2.5/ 3-ST KMGY](#) [860505](#) [860508](#) [860516](#) [860810](#) [861908](#) [GBPACX-12](#) [93.731.4953.0](#) [PV05-5,08-K](#) [PVP02-5,00](#) [PVP04-3,50](#) [PVS02-5,00](#) [1-1986160-3](#) [H-10](#) [1546228-5](#) [ELFP03110](#) [ELVP03100](#) [ELXH03100](#) [ELXP041G0](#) [ELXT046G0](#) [1700101](#) [1700410](#) [1700425](#) [1703176](#) [1703243](#) [1705229](#) [1710175](#) [1714537](#) [1717806](#) [1719600](#) [1728941](#) [1729386](#) [1734692](#) [1734795](#) [1736036](#) [1740194](#) [1740291](#) [1740628](#)