



MOTOR PROTECTION, START.PKZM0

Part no. PKZM0-1,6

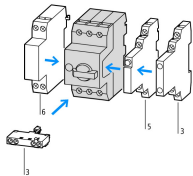
Article no. 072735



Delivery programme

Connection technique			Screw terminals
220 – 240 V			
AC-3			
220 V 230 V 240 V	<i>P</i>	kW	0.25
380 V 400 V 415 V	<i>P</i>	kW	0.55
440 V	<i>P</i>	kW	0.55
500 V	<i>P</i>	kW	0.75
660 V 690 V	<i>P</i>	kW	1.1
Rated uninterrupted current	<i>I_u</i>	A	1.6
Setting range			
Overload releases	<i>I_r</i>	A	1 ... 1.6
Short-circuit releases	<i>I_{rm}</i>	A	

Notes



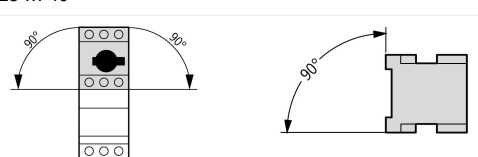
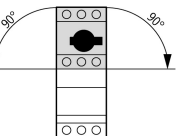
Accessories

- 3 Standard auxiliary contact # 072896
- 5 Trip-indicating auxiliary contact # 072898
- 6 Shunt release, undervoltage release # 073187
- Single-phasing sensitivity to IEC/EN 60947-4-1
- Can be snap-fitted to IEC/EN 60715 top-hat rail with 7.5 or 15 mm height # 266164



PTB 02 ATEX 3151, see manual

General

Standards			IEC/EN 60947, VDE 0660, UL 508, CSA C 22.2 No. 14
Climatic proofing			Damp heat, constant, to IEC 60068-2-78 Damp heat, cyclic, to IEC 60068-2-30
Ambient temperature		°C	
Storage		°C	– 25 - 80
Open		°C	– 25 ... 55
Enclosed		°C	- 25 ... 40
Mounting position			
Mounting position			
Direction of incoming supply			As required
Degree of protection			
Device			IP 20
Terminations			IP00

Protection against direct contact			Finger and back-of-hand proof
Mechanical shock resistance half-sinusoidal shock 10 ms to IEC 60068-2-27		g	25
Altitude		m	2000
Terminal capacity screw terminals		mm ²	
Solid		mm ²	1 × (1 – 6) 2 × (1 – 6)
Flexible with ferrule to DIN 46228		mm ²	1 × (1 – 6) 2 × (1 – 6)
Solid or stranded		AWG	18 – 10
Terminal capacity springloaded terminals			
Solid		mm ²	1 × (1...2.5) 2 × (1...2.5)
Flexible with ferrule to DIN 46228		mm ²	1 × (1...2.5) 2 × (1...2.5)
Solid or stranded		AWG	18...14
Specified tightening torque for terminal screws			
Main cable		Nm	1.7
Control circuit cables		Nm	1

Main conducting paths

Rated impulse withstand voltage	U_{imp}	V AC	6000
Overvoltage category/pollution degree			III/3
Rated operational voltage	U_e	V AC	690
Rated uninterrupted current = rated operational current	$I_u = I_e$	A	32 or current setting of the overcurrent release
Rated frequency		Hz	40 – 60
Current heat loss (3 pole at operating temperature)		W	6
Lifespan, mechanical	Operations	$\times 10^6$	0.1
Lifespan, electrical (AC-3 at 400 V)	Operations	$\times 10^6$	0.1
Maximum operating frequency		Ops./h	
Max. operating frequency		Ops/h	40
Short-circuit rating			
AC			# Engineering
DC			
Short-circuit rating		kA	60
Short-circuit rating			60 (up to PKZM0-16) 40 (PKZM0-20 to PKZM0-32)
Motor switching capacity		kA _{rms}	
AC-3 (up to 690 V)		A	32
DC-5 (up to 250 V)		A	25 (3 contacts in series)

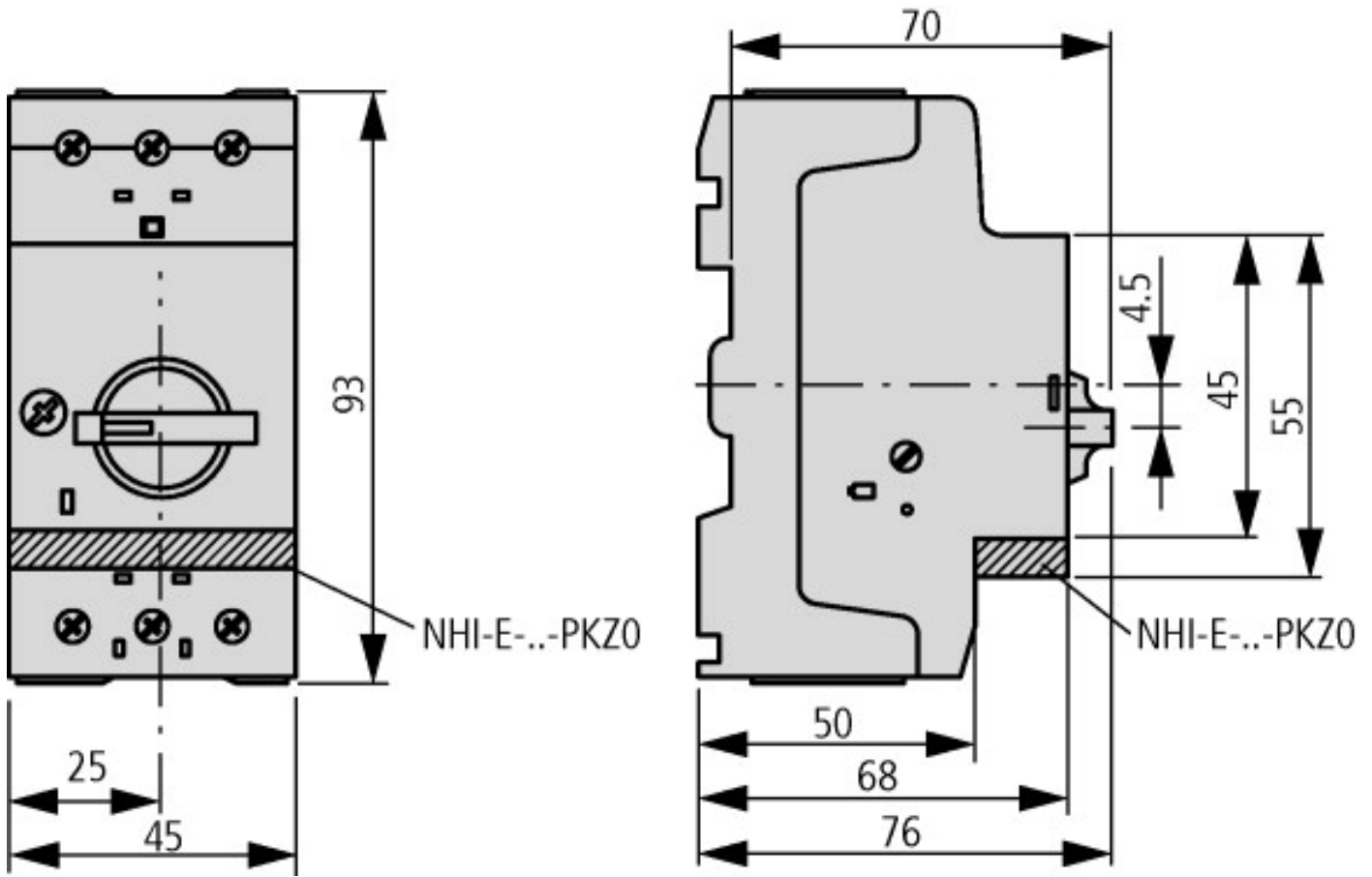
Trip blocks

Temperature compensation			
to IEC/EN 60947, VDE 0660		°C	– 5 ... 40
Operating range		°C	– 25 ... 55
Temperature compensation residual error for T > 40 °C		%/K	$\frac{\Delta I}{I}$ 0.25
Setting range of overload releases		$\times I_u$	0.6 – 1
Short-circuit release fixed		$\times I_u$	14
Short-circuit release tolerance		%	± 20
Phase-failure sensitivity			IEC/EN 60947-4-1, VDE 0660 Part 102

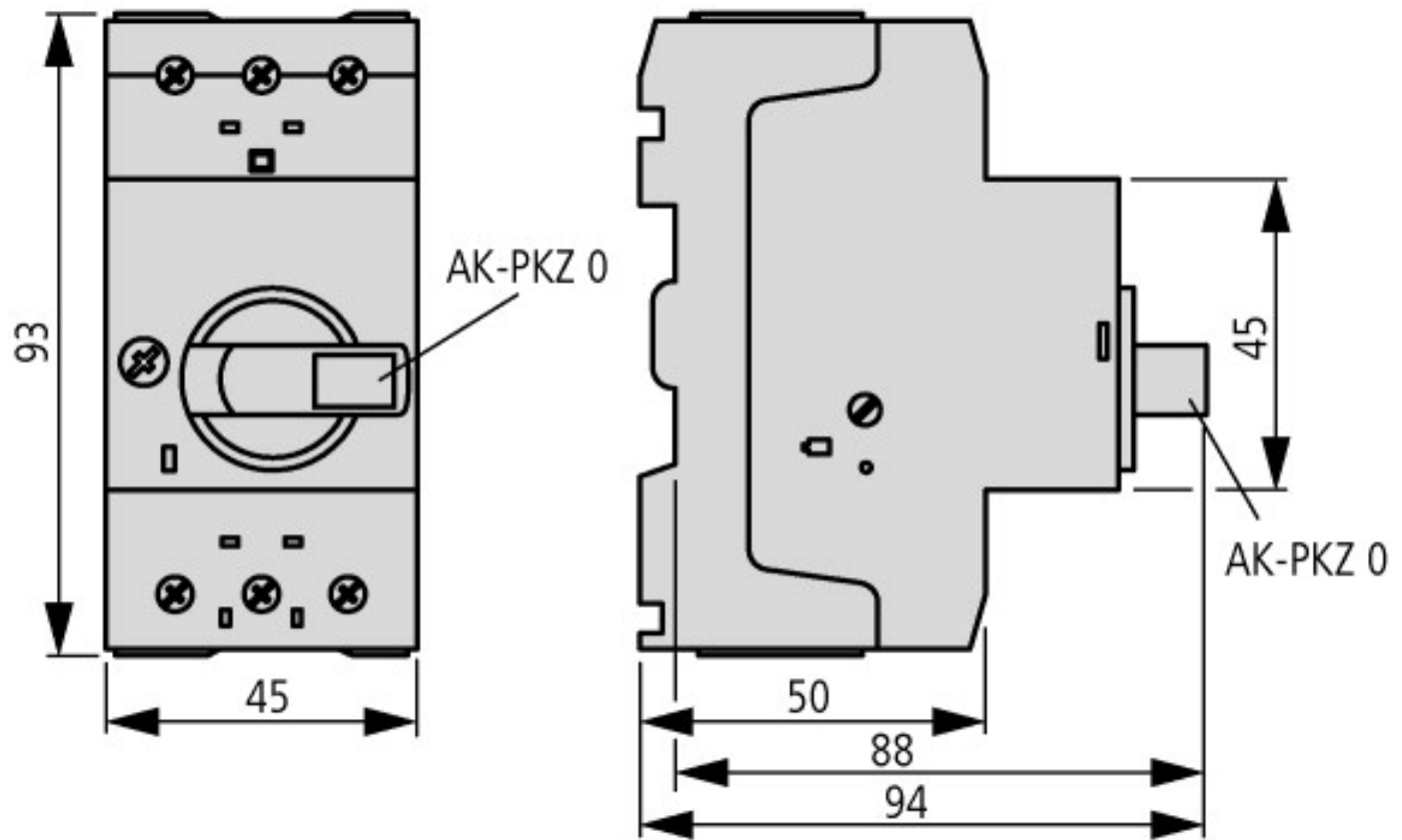


Motor-protective circuit-breaker tripping characteristic (high-capacity) compact starter, PKZM0-...T (not for PKM0-...), PKZM01

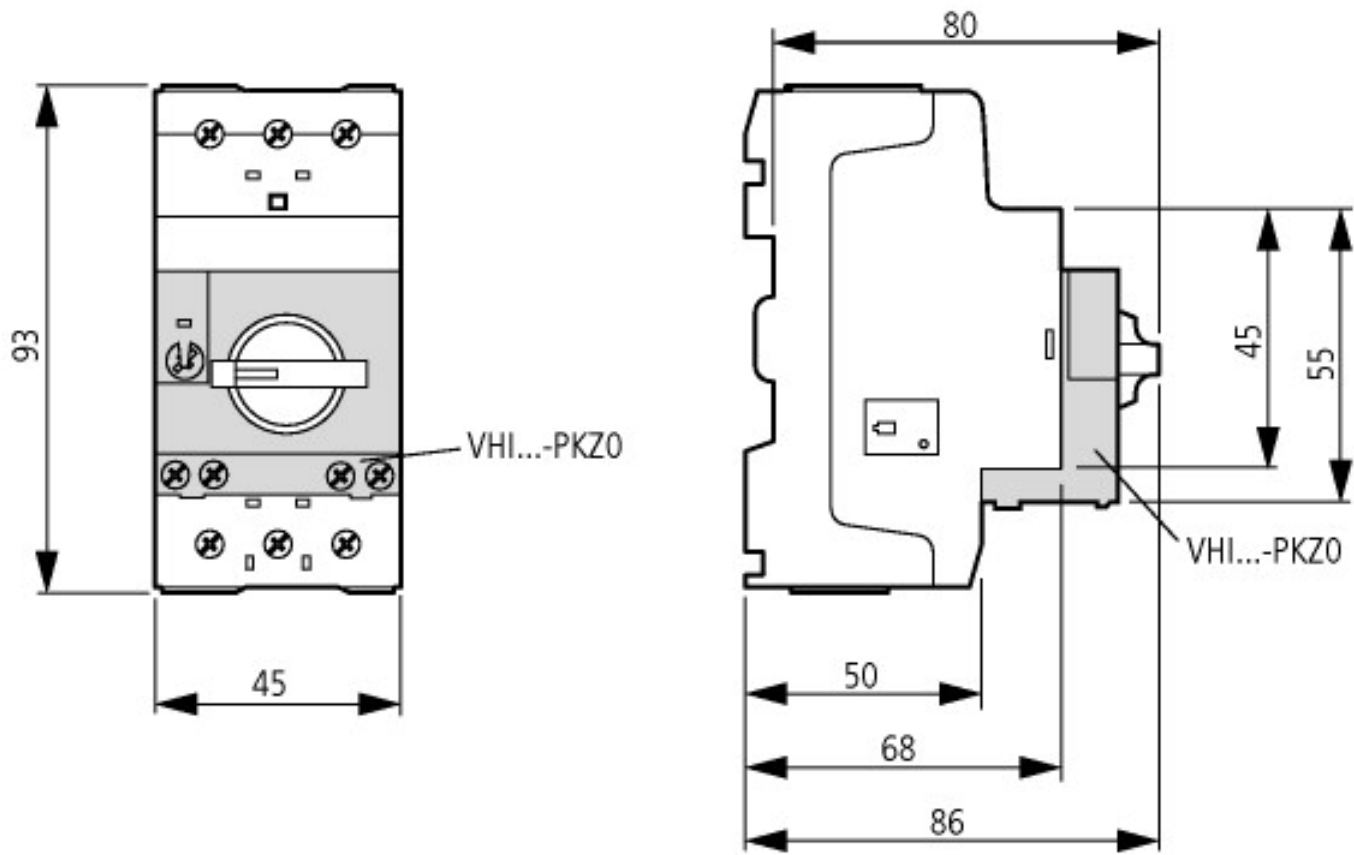
Dimensions



Motor-protective circuit-breaker with standard auxiliary contact
 PKZM0-...(+NHI-E-..-PKZ0)
 PKZM0-...-T(+NHI-E-..-PKZ0)
 PKM0-...(+NHI-E-..-PKZ0)



Motor-protective circuit-breakers with lockable rotary handles
 PKZM0-...+AK-PKZ0



Motor-protective circuit-breakers with early-make auxiliary contacts
 PKZM0-...+VHI-...-PKZO

X-ON Electronics

Largest Supplier of Electrical and Electronic Components

Click to view similar products for [Circuit Breakers](#) category:

Click to view products by [Eaton](#) manufacturer:

Other Similar products are found below :

[M39019/04-249S](#) [M39019/04-313S](#) [M55629/1-001](#) [M55629/1-016](#) [M55629/1-018](#) [M55629/1-021](#) [M55629/1-033](#) [M55629/1-036](#) [M55629/1-046](#) [M55629/1-048](#) [M55629/1-058](#) [M55629/1-060](#) [M55629/1-067](#) [M55629/1-070](#) [M55629/1-079](#) [M55629/1-084](#) [M55629/1-085](#) [M55629/1-101](#) [M55629/1-108](#) [M55629/1-109](#) [M55629/11-102](#) [M55629/1-120](#) [M55629/12-045](#) [M55629/12-046](#) [M55629/1-243](#) [M55629/1-330](#) [M55629/1-331](#) [M55629/1-351](#) [M55629/1-366](#) [M55629/1-387](#) [M55629/1-388](#) [M55629/1-401](#) [M55629/1-430](#) [M55629/1-450](#) [M55629/1-453](#) [M55629/2-022](#) [M55629/2-037](#) [M55629/2-082](#) [M55629/2-099](#) [M55629/2-101](#) [M55629/2-102](#) [M55629/2-115](#) [M55629/2-116](#) [M55629/2-183](#) [M55629/21-HM-HM](#) [M55629/21-NS-NS](#) [M55629/21-SK-UK](#) [M55629/22-NR-NR-NR](#) [M55629/22-RS-RS-RS](#) [M55629/22-TM-TM-TM](#)