
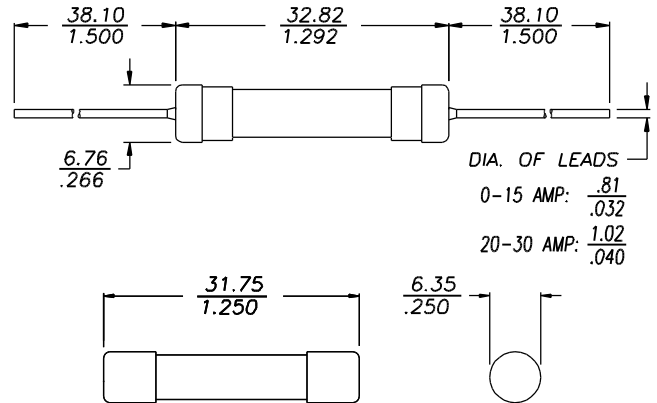


Fast-Acting 1/4" x 1 1/4" Glass Tube Fuses AGC Series



Dimensions - in



Description

- Fast-acting
- Optional axial leads available
- 1/4" x 1 1/4" (6.3 x 32mm) physical size
- Glass tube, nickel-plated brass endcap construction
- UL Listed product meets standard 248-14

Agency Information

- UL Listed Card: AGC 1/20-10
- UL Recognition Card: AGC 11-40
- CSA Component Acceptance Card (Class No. 1422 30)
- CSA Certification Card (Class No. 1422 01)

Environmental Data

- Shock: 1/20 - 3/4A – MIL-STD-202, Method 213, Test Condition I; 1 - 30A – MIL-STD-202, Method 207, (HI Shock)
- Vibration: 1/20 - 30A – MIL-STD-202, Method 204, Test Condition A (Except 5g, 500Hz)

Ordering

- Specify packaging code prefix, part number and option code suffix (if applicable)

Specifications

- See page 2

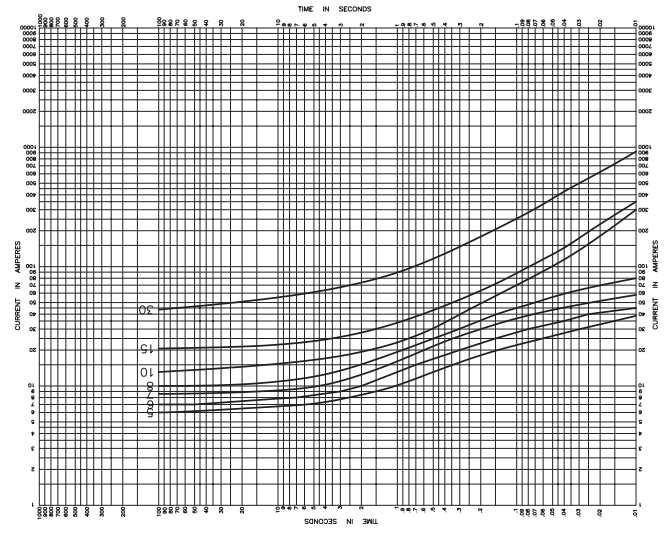
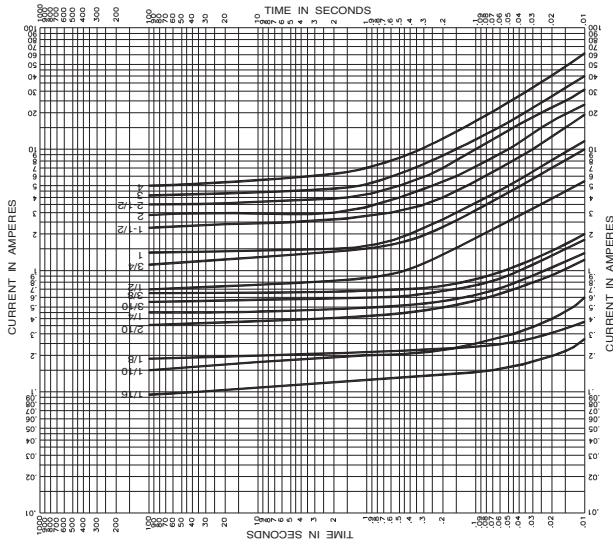
			SPECIFICATIONS					
Non-RoHS Part Number	RoHS Part Number	AC Voltage Rating	AC Interrupting Rating (amps)			Typical DC Cold Resistance* (Ω)	Typical Melting I^2t AC	Typical Voltage Drop \ddagger
			250	125	32			
AGC- $\frac{1}{20}$	AGC- $\frac{1}{20}$ -R	250	35	10,000	—	4.500	0.00773	0.67
AGC- $\frac{1}{16}$	AGC- $\frac{1}{16}$ -R	250	35	10,000	—	29.000	0.000181	10.41
AGC- $\frac{1}{10}$	AGC- $\frac{1}{10}$ -R	250	35	10,000	—	12.565	0.000787	6.00
AGC- $\frac{1}{8}$	AGC- $\frac{1}{8}$ -R	250	35	10,000	—	6.800	0.00131	4.67
AGC- $\frac{3}{16}$	AGC- $\frac{3}{16}$ -R	250	35	10,000	—	4.900	0.00637	4.12
AGC- $\frac{2}{10}$	AGC- $\frac{2}{10}$ -R	250	35	10,000	—	3.360	0.00435	4.51
AGC- $\frac{1}{4}$	AGC- $\frac{1}{4}$ -R	250	35	10,000	—	2.300	0.0148	0.89
AGC- $\frac{3}{10}$	AGC- $\frac{3}{10}$ -R	250	35	10,000	—	1.670	0.0208	2.88
AGC- $\frac{3}{8}$	AGC- $\frac{3}{8}$ -R	250	35	10,000	—	1.203	0.0321	4.59
AGC- $\frac{1}{2}$	AGC- $\frac{1}{2}$ -R	250	35	10,000	—	0.615	0.269	0.59
AGC- $\frac{3}{4}$	AGC- $\frac{3}{4}$ -R	250	35	10,000	—	0.312	0.815	0.37
AGC-1	AGC-1-R	250	35	10,000	—	0.190	1.615	0.31
AGC-1- $\frac{1}{4}$	AGC-1- $\frac{1}{4}$ -R	250	100	10,000	—	0.145	0.018	0.35
AGC-1- $\frac{1}{2}$	AGC-1- $\frac{1}{2}$ -R	250	100	10,000	—	0.115	0.0149	0.27
AGC-2	AGC-2-R	250	100	10,000	—	0.078	0.00509	0.28
AGC-2- $\frac{1}{4}$	AGC-2- $\frac{1}{4}$ -R	250	100	10,000	—	0.067	0.00588	0.26
AGC-2- $\frac{1}{2}$	AGC-2- $\frac{1}{2}$ -R	250	100	10,000	—	0.057	0.00879	0.31
AGC-3	AGC-3-R	250	100	10,000	—	0.045	0.0167	0.25
AGC-4	AGC-4-R	250	200	10,000	—	0.030	0.0305	0.22
AGC-5	AGC-5-R	250	200	10,000	—	0.024	0.045	0.23
AGC-6	AGC-6-R	250	200	10,000	—	0.020	0.071	0.23
AGC-7	AGC-7-R	250	200	10,000	—	0.017	0.105	0.23
AGC-7- $\frac{1}{2}$	AGC-7- $\frac{1}{2}$ -R	250	200	10,000	—	0.0146	—	—
AGC-8	AGC-8-R	250	200	10,000	—	0.014	0.152	0.19
AGC-9	AGC-9-R	250	200	10,000	—	0.012	0.21	0.18
AGC-10	AGC-10-R	250	200	10,000	—	0.008	0.492	0.20
AGC-12	AGC-12-R	32	—	—	1000	0.0070	—	—
AGC-14	AGC-14-R	32	—	—	1000	0.0062	—	—
AGC-15	AGC-15-R	32	—	—	1000	0.006	0.566	0.14
AGC-20	AGC-20-R	32	—	—	1000	0.004	1.438	0.12
AGC-25	AGC-25-R	32	—	—	1000	0.003	2.109	0.11
AGC-30	AGC-30-R	32	—	—	1000	0.002	3.807	0.12
AGC-35	AGC-35-R	32	—	—	70	0.0014	—	—
AGC-40	AGC-40-R	32	—	—	80	0.0019	—	—

* DC Cold Resistance (Measured at $\leq 10\%$ of rated current)

† Typical Melting I^2t ($A^2\text{Sec}$) (I^2t was measured at listed interrupting rating and rated voltage.)

‡ Typical Voltage Drop (Voltage drop was measured at 25°C ambient temperature at rated current)

Time-Current Curves



Packaging Code Prefix	
Code	Description
BK	100 pieces of fuses packed into a cardboard carton with flaps folded
BK1	1000 pieces of fuses packed into a cardboard carton with flaps folded
BK8	8000 pieces of fuses packed into a cardboard carton with flaps folded
Option Code Suffix	
Code	Description
B	Board Washable - Hermetically sealed to withstand aqueous cleaning
V	Axial leads - copper tinned wire with nickel-plated brass overcaps
-R	RoHS Compliant version

The only controlled copy of this Data Sheet is the electronic read-only version located on the Bussmann Network Drive. All other copies of this document are by definition uncontrolled. This bulletin is intended to clearly present comprehensive product data and provide technical information that will help the end user with design applications. Bussmann reserves the right, without notice, to change design or construction of any products and to discontinue or limit distribution of any products. Bussmann also reserves the right to change or update, without notice, any technical information contained in this bulletin. Once a product has been selected, it should be tested by the user in all possible applications.

Life Support Policy: Bussmann does not authorize the use of any of its products for use in life support devices or systems without the express written approval of an officer of the Company. Life support systems are devices which support or sustain life, and whose failure to perform, when properly used in accordance with instructions for use provided in the labeling, can be reasonably expected to result in significant injury to the user.

X-ON Electronics

Largest Supplier of Electrical and Electronic Components

Click to view similar products for [Fuses with Leads \(Through Hole\)](#) category:

Click to view products by [Eaton](#) manufacturer:

Other Similar products are found below :

[89096-013](#) [89096-015](#) [A170100400](#) [BKPCH-5-R](#) [252010](#) [252.062](#) [SS-5-800MA-AP](#) [SS-5F-3.15A-AP](#) [252004](#) [263.750](#) [LKB-3](#) [0252001.M-0471005.MAT1L](#) [0473004.MAT1L](#) [0473.750HAT1L](#) [0471002.MAT1L](#) [0471.500MAT1L](#) [0491002.MAT1](#) [0473001.HAT1L](#) [0473002.HAT1L](#) [0473.500HAT1L](#) [SS-5-1.6A-AP](#) [SS-5F-2.5A-AP](#) [SR-5H-2.5A-AP](#) [SS-5-6.3A-BK](#) [BK-AGC-2-1-2-R](#) [BK-GMA-8-R](#) [BK-GMD-4-R](#) [BK-GMT-4A](#) [BK-MDL-1](#) [BK-PCD-5-R](#) [BK-C520-5-R](#) [BK-GMC-10-R](#) [BK-MDA-V-30-R](#) [BK-S500-500-R](#) [BK-SFE-20](#) [BK-GMA-1-25-R](#) [GMQ-3-2-10](#) [GLX-12](#) [PCB-34-R](#) [SR-5H-4A-AP](#) [RST 5-AMMO](#) [PCF-1/2-R](#) [SR-5H-3.15A-BK](#) [SR-5H-2A-BK](#) [047101.5MAT1L](#) [0471003.MAT1L](#) [GFA-12](#) [89096-005](#) [SR-5F-1-6A-BK](#)