


## Short circuit proof PCB transformer **AVB**



### General Data

Rated input voltage	2 x 115 Vac
Rated output voltage	6 - 2 x 24 Vac
Rated power	0.35 - 3.2 VA
Insulation class	B
Maximum ambient temperature	70 °C
Efficiency	up to 59 %
Degree of protection	IP 00

### Advantages

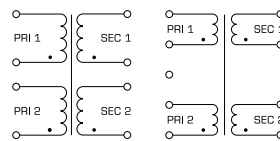
- Minimum size at high output
- Unconditionally short-circuit proof
- Double input voltage for series or parallel connection
- Also with double output voltage for series or parallel connection
- Designed for high ambient temperatures
- Permanent corrosion protection, high insulation value and maximum electrical reliability thanks to XtraDensiFill resin encapsulation
- Coil shell in 2-chamber technology
- Self-extinguishing potting and hood material

### Applications

As a mains transformer for adjustment of the voltage and simple electrical isolation.

As a safety transformer for the safe electrical isolation of the input and output sides. The transformer is suitable for creating SELV and PELV circuits because of the limit on the output voltage.

### Circuit Diagram



### Standards



Mains transformer  
to: VDE 0570 Teil 2-1, DIN EN 61558-2-1, EN 61558-2-1, IEC 61558-2-1, UL 5085-1/-2, CSA 22.2 No.66

Safety isolating transformer  
to: VDE 0570 Teil 2-6, DIN EN 61558-2-6, EN 61558-2-6, IEC 61558-2-6, UL 5085-1/-2, CSA 22.2 No.66

### Certifications



UL 5085-1/-2, CSA 22.2 No.66



## Short circuit proof PCB transformer **AVB**

Type	AVB 0,35/2/..	AVB 0,5/2/..	AVB 1,0/2/..	AVB 1,5/2/..	AVB 2,0/2/..	AVB 2,3/2/..
<b>Electrical data</b>						
<b>Input</b>						
Rated input Voltage	2x115 Vac	2x115 Vac	2x115 Vac	2x115 Vac	2x115 Vac	2x115 Vac
Rated frequency	50 - 60 Hz	50 - 60 Hz	50 - 60 Hz	50 - 60 Hz	50 - 60 Hz	50 - 60 Hz
<b>Output</b>						
<b>Rated output voltage: Order no.</b>	2x6 Vac: AVB 0,35/2/6 2x2 Vac: AVB 0,35/2/9 2x12 Vac: AVB 0,35/2/12 2x15 Vac: AVB 0,35/2/15* 2x18 Vac: AVB 0,35/2/18* 2x24 Vac: AVB 0,35/2/24*	2x6 Vac: AVB 0,5/2/6 2x8 Vac: AVB 0,5/2/8 2x9 Vac: AVB 0,5/2/9 2x12 Vac: AVB 0,5/2/12 2x15 Vac: AVB 0,5/2/15* 2x18 Vac: AVB 0,5/2/18* 2x24 Vac: AVB 0,5/2/24*	2x6 Vac: AVB 1,0/2/6 2x9 Vac: AVB 1,0/2/9 2x12 Vac: AVB 1,0/2/12 2x15 Vac: AVB 1,0/2/15 2x18 Vac: AVB 1,0/2/18* 2x24 Vac: AVB 1,0/2/24*	2x6 Vac: AVB 1,5/2/6 2x8 Vac: AVB 1,5/2/8 2x9 Vac: AVB 1,5/2/9 2x12 Vac: AVB 1,5/2/12 2x15 Vac: AVB 1,5/2/15 2x18 Vac: AVB 1,5/2/18* 2x24 Vac: AVB 1,5/2/24*	2x12 Vac: AVB 2,0/2/12	2x6 Vac: AVB 2,3/2/6 2x8 Vac: AVB 2,3/2/8 2x9 Vac: AVB 2,3/2/9 2x12 Vac: AVB 2,3/2/12 2x15 Vac: AVB 2,3/2/15 2x18 Vac: AVB 2,3/2/18* 2x24 Vac: AVB 2,3/2/24*
Rated Power	0.35 VA	0.50 VA	1.00 VA	1.50 VA	2.00 VA	2.30 VA
No-load voltage (app. x factor)	1.80	1.80	1.32	1.39	1.43	1.43
No-load loss (typ.)	1.30 W	1.10 W	0.90 W	1.00 W	0.90 W	0.90 W
Efficiency	30 %	40 %	55 %	57 %	0 %	59 %
<b>Standards</b>						
Classification	Safety isolating transformer *Mains transformer	Safety isolating transformer *Mains transformer	Safety isolating transformer *Mains transformer	Safety isolating transformer *Mains transformer	Safety isolating transformer	Safety isolating transformer *Mains transformer
<b>Approvals</b>						
Approvals	cURus	cURus	cURus	cURus	cURus	cURus
<b>Environment</b>						
Ambient temperature max.	70 °C	70 °C	70 °C	70 °C	70 °C	70 °C
<b>Safety and protection</b>						
Type	encapsulated	encapsulated	encapsulated	encapsulated	encapsulated	encapsulated
Class of Insulation System	VDE=B, UL=class 105	VDE=B, UL=class 105	VDE=B, UL=class 105	VDE=B, UL=class 105	VDE=B, UL=class 105	VDE=B, UL=class 105
Protection index	IP 00	IP 00	IP 00	IP 00	IP 00	IP 00
Safety class (prepared)	II	II	II	II	II	II
Short circuit strength	inherently short-circuit proof	inherently short-circuit proof	inherently short-circuit proof	inherently short-circuit proof	inherently short-circuit proof	inherently short-circuit proof
<b>Order numbers</b>						
<b>Order Number</b>	<b>refer to rated output voltage</b>	<b>refer to rated output voltage</b>	<b>refer to rated output voltage</b>	<b>refer to rated output voltage</b>	<b>refer to rated output voltage</b>	<b>refer to rated output voltage</b>

1.1

1.2

1.3

1.4

1.5



## Short circuit proof PCB transformer **AVB**

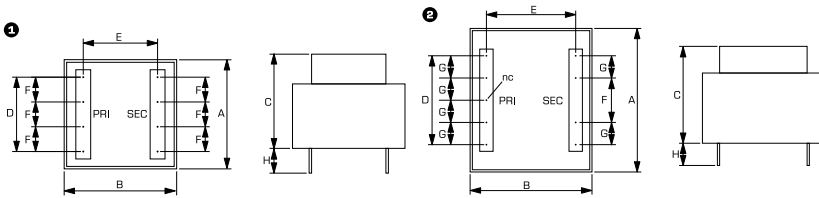
Electrical data	Type	AVB 3,2/2/..
	<b>Input</b>	
	Rated input Voltage	2x115 Vac
	Rated frequency	50 - 60 Hz
	<b>Output</b>	
	<b>Rated output voltage: Order no.</b>	2x6 Vac: AVB 3,2/2/6 2x9 Vac: AVB 3,2/2/9 2x12 Vac: AVB 3,2/2/12 2x15 Vac: AVB 3,2/2/15 2x18 Vac: AVB 3,2/2/18 2x24 Vac: AVB 3,2/2/24*
	Rated Power	3.20 VA
	No-load voltage (app. x factor)	1.57
	No-load loss (typ.)	1.00 W
	Efficiency	58 %
	<b>Standards</b>	
	Classification	Safety isolating transformer *Mains transformer
	<b>Approvals</b>	
	Approvals	cURus
	<b>Environment</b>	
	Ambient temperature max.	50 °C
	<b>Safety and protection</b>	
	Type	encapsulated
	Class of Insulation System	VDE=B, UL=class 105
	Protection index	IP 00
Safety class (prepared)	II	
Short circuit strength	inherently short-circuit proof	
<b>Order numbers</b>		
<b>Order Number</b>	<b>refer to rated output voltage</b>	



## Short circuit proof PCB transformer **AVB**

Typ	Terminals	Pin (ø)	Core type	Weight	Dimension picture (in mm)								
					A	B	C	D	E	F	G	H	
AVB 0,35/2/..	Pins for printed circuit boards	0.6	EE 20/6,1	0.02 kg	1	22	22.7	15	15	15	5	-	5
AVB 0,5/2/..	Pins for printed circuit boards	0.6	EE 20/10,5	0.04 kg	1	22	22.7	19	15	15	5	-	5
AVB 1,0/2/..	Pins for printed circuit boards	0.8	EI 30/10,5	0.07 kg	2	32.3	27.3	21.8	20	20	10	5	5
AVB 1,5/2/..	Pins for printed circuit boards	0.8	EI 30/12,5	0.08 kg	2	32.3	27.3	23.8	20	20	10	5	5
AVB 2,0/2/..	Pins for printed circuit boards	0.8	EI 30/15,5	0.10 kg	2	32.3	27.3	26.8	20	20	10	5	5
AVB 2,3/2/..	Pins for printed circuit boards	0.8	EI 30/18	0.11 kg	2	32.3	27.3	34	20	20	10	5	5
AVB 3,2/2/..	Quick connect terminals	0.6 x 0.8	EI 38/16,5	0.17 kg	2	41	35	30.8	20	25	10	5	5

### Dimension pictures



1.1

1.2

1.3

1.4

1.5

## X-ON Electronics

Largest Supplier of Electrical and Electronic Components

*Click to view similar products for [block manufacturer](#):*

Other Similar products are found below :

[PVS](#)[B 400/24-20](#) [R](#)[K](#)[D 120/2X24](#) [A](#)[I](#)[M](#)[5.0/2.5](#) [V](#)[B](#)[1.5/2/24](#) [S](#)[T](#)[E](#)[U](#)[160/48](#) [T](#)[I](#)[M](#)[300](#) [A](#)[V](#)[B](#)[1.0/2/12](#) [F](#)[L](#)[4/18](#) [A](#)[V](#)[B](#)[2.3/2/12](#) [F](#)[L](#)[6/24](#) [F](#)[L](#)[24/6](#)  
[S](#)[T](#)[E](#)[U](#)[250/48](#) [S](#)[T](#)[E](#)[U](#)[160/23](#) [L](#)[R](#)[3](#) [48-3/80](#) [P](#)[C](#)[-0148-100-0](#) [P](#)[M](#)[-0112-040-0](#) [P](#)[M](#)[-0748-400-0](#) [P](#)[T](#) [7.5/2/9](#) [U](#)[S](#)[T](#)[E](#)[100/2X12](#) [S](#)[T](#)[E](#)[U](#)[250/23](#) [F](#)[L](#)[14/6](#)  
[F](#)[L](#)[52/12](#) [G](#)[N](#)[C](#)[24-2.5](#) [D](#)[C](#)[T](#)[24-1.5](#) [V](#)[B](#)[2.3/2/9](#) [V](#)[B](#) [1.5/2/8](#) [R](#)[K](#)[D](#) [100/2X15](#) [L](#)[R](#)[3](#) [48-5/80](#) [L](#)[R](#)[3](#) [48-5/90](#) [P](#)[M](#)[-0112-070-0](#) [P](#)[M](#)[-0148-020-0](#) [E](#)[B](#)[-](#)  
[1824-010-0](#) [U](#)[S](#)[T](#)[E](#)[1000/2X115](#) [A](#)[I](#)[M](#)[3.2/1.6](#) [A](#)[V](#)[B](#)[3.2/2/12](#) [F](#)[L](#)[10/12](#) [F](#)[L](#)[14/18](#) [A](#)[V](#)[B](#)[3.2/2/9](#) [V](#)[B](#) [0.35/1/15](#) [P](#)[C](#)[-0324-400-0](#) [F](#)[L](#)[14/15](#) [F](#)[L](#)[8/6](#)  
[F](#)[L](#)[8/9](#) [S](#)[I](#)[M](#)[100](#) [L](#)[R](#)[3](#) [48-3/90](#) [P](#)[C](#)[-0112-150-0](#) [E](#)[B](#)[-2724-100-0](#) [P](#)[V](#)[A](#)[F](#) [24/3,2AH](#) [P](#)[T](#) [4.5/2/12](#) [V](#)[B](#)[0.35/2/6](#)