

PCB terminal block - ZFKDSA 1,5-W-7,62 - 1706730

Please be informed that the data shown in this PDF Document is generated from our Online Catalog. Please find the complete data in the user's documentation. Our General Terms of Use for Downloads are valid (<http://phoenixcontact.com/download>)




PCB terminal block, Nominal current: 16 A, Nom. voltage: 320 V, Pitch: 7.62 mm, Number of positions: 1, Connection method: Spring-cage connection, Mounting: Wave soldering, Conductor/PCB connection direction: 45 °, Color: green

Product Features

- Compact housing dimensions
- Modular design enables blocking for larger numbers of positions
- Two solder pins for a high level of stability on the PCB
- W type with orange opening lever, enables tool-free actuation of the terminal point
- Single and double-level PCB single terminal blocks with spring-cage connection

Key Commercial Data

Packing unit	1 pc
Minimum order quantity	250 pc
GTIN	 4 017918 122553
Weight per Piece (excluding packing)	1.8 g
Custom tariff number	85369010
Country of origin	Germany

Technical data

Dimensions

Length	16.9 mm
Pitch	7.62 mm
Width	7.62 mm
Constructional height	15 mm
Length of the solder pin	3.5 mm

General

Range of articles	ZFKDS(A) 1,5-W
Insulating material group	I

PCB terminal block - ZFKDSA 1,5-W-7,62 - 1706730

Technical data

General

Rated surge voltage (III/3)	4 kV
Rated surge voltage (III/2)	4 kV
Rated surge voltage (II/2)	4 kV
Rated voltage (III/3)	250 V
Rated voltage (III/2)	320 V
Rated voltage (II/2)	630 V
Connection in acc. with standard	EN-VDE
Nominal current I _N	16 A
Nominal cross section	1.5 mm ²
Maximum load current	16 A (with a 2.5 mm ² conductor cross section)
Insulating material	PA
Solder pin surface	Sn
Flammability rating according to UL 94	V0
Number of positions	1

Connection data

Conductor cross section solid min.	0.2 mm ²
Conductor cross section solid max.	2.5 mm ²
Conductor cross section flexible min.	0.2 mm ²
Conductor cross section flexible max.	1.5 mm ²
Conductor cross section flexible, with ferrule without plastic sleeve min.	0.25 mm ²
Conductor cross section flexible, with ferrule without plastic sleeve max.	1.5 mm ²
Conductor cross section flexible, with ferrule with plastic sleeve min.	0.25 mm ²
Conductor cross section flexible, with ferrule with plastic sleeve max.	1.5 mm ²
Conductor cross section AWG min.	24
Conductor cross section AWG max.	14

Standards and Regulations

Connection in acc. with standard	EN-VDE
	CSA
Flammability rating according to UL 94	V0

Classifications

eCl@ss

eCl@ss 4.0	27141109
eCl@ss 4.1	27141109
eCl@ss 5.0	27141190

PCB terminal block - ZFKDSA 1,5-W-7,62 - 1706730

Classifications

eCl@ss

eCl@ss 5.1	27141190
eCl@ss 6.0	27261101
eCl@ss 7.0	27440401
eCl@ss 8.0	27440401

ETIM

ETIM 3.0	EC001121
ETIM 4.0	EC002643
ETIM 5.0	EC002643

UNSPSC

UNSPSC 6.01	30211801
UNSPSC 7.0901	39121432
UNSPSC 11	39121432
UNSPSC 12.01	39121432
UNSPSC 13.2	39121432

Approvals

Approvals


Approvals

CSA / KEMA-KEUR / CCA / CCA / IECCEB Scheme / EAC

Ex Approvals

Approvals submitted


Approval details

CSA 		
	B	D
mm ² /AWG/kcmil	28-12	28-12
Nominal current I _N	10 A	10 A

PCB terminal block - ZFKDSA 1,5-W-7,62 - 1706730


Approvals

	B	D
Nominal voltage UN	300 V	300 V

KEMA-KEUR 	
mm ² /AWG/kcmil	1.5
Nominal voltage UN	250 V

CCA	
mm ² /AWG/kcmil	1.5
Nominal voltage UN	250 V

CCA	
mm ² /AWG/kcmil	1.5
Nominal voltage UN	250 V

IECEE CB Scheme 	
mm ² /AWG/kcmil	1.5
Nominal voltage UN	250 V

EAC	
-----	--

X-ON Electronics

Largest Supplier of Electrical and Electronic Components

Click to view similar products for [Pluggable Terminal Blocks](#) category:

Click to view products by [Phoenix Contact](#) manufacturer:

Other Similar products are found below :

[57.404.7553](#) [57.504.0053.7](#) [57.510.0053](#) [57.910.6153](#) [01.112.1453](#) [CTB932VE/6](#) [MC 1.5/ 6-ST-3.5 GY AU](#) [ET02015000J0G](#) [734-104](#) [734-302](#) [734-304](#) [8-141-P](#) [FKCT 2.5/ 3-ST KMGY](#) [860505](#) [860508](#) [860516](#) [860810](#) [861908](#) [GBPACX-12](#) [93.731.4953.0](#) [PV05-5,08-K](#) [PVP02-5,00](#) [PVP04-3,50](#) [PVS02-5,00](#) [1-1986160-3](#) [H-10](#) [1546228-5](#) [ELFP03110](#) [ELVP03100](#) [ELXH03100](#) [ELXP041G0](#) [ELXT046G0](#) [1700101](#) [1700410](#) [1700425](#) [1703176](#) [1703243](#) [1705229](#) [1710175](#) [1714537](#) [1717806](#) [1719600](#) [1728941](#) [1729386](#) [1734692](#) [1734795](#) [1736036](#) [1740194](#) [1740291](#) [1740628](#)