

## HIGH POWERED TVS ARRAY



### DESCRIPTION

The PSDxx and PSDxxC Series are transient voltage suppressor arrays designed for ESD protection of SMART phones, laptop computers and other portable electronics. These silicon based diodes offer superior clamping voltage and performance compared to other technologies such as MLVs.

The PSDxx and PSDxxC Series can be utilized as a single line protector in either a unidirectional or bidirectional configuration. The SOD-323 small package configuration offers designers the flexibility of placement on the printed circuit board for each I/O port or voltage bus. The PSDxx and PSDxxC Series meets the IEC 61000-4-2 (ESD), 61000-4-4 (EFT) and 61000-4-5 requirements.

### FEATURES

- Compatible with IEC 61000-4-2 (ESD): Air - 15kV, Contact - 8kV
- Compatible with IEC 61000-4-4 (EFT): 40A - 5/50ns
- Compatible with IEC 61000-4-5 (Surge): 24A, 8/20 $\mu$ s Level 2(Line-Gnd) & Level 3 (Line-Line)
- Unidirectional: 500 Watts Peak Pulse Power per Line ( $t_p = 8/20\mu$ s)
- Bidirectional: 400 Watts Peak Pulse Power per Line ( $t_p = 8/20\mu$ s)
- Replacement for MLV (0805)
- Unidirectional & Bidirectional Configurations
- Protects One Power or I/O Port
- ESD Protection > 25kV
- Low Clamping Voltage
- Available in Multiple Voltages Ranging From 3V to 36V
- RoHS Compliant
- REACH Compliant


### APPLICATIONS

- Laptop Computers
- SMART Phones
- Portable Electronics

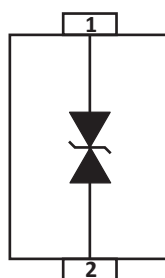
### MECHANICAL CHARACTERISTICS

- Molded JEDEC SOD-323 Package
- Approximate Weight: 5 milligrams
- Lead-Free Pure-Tin Plating (Annealed)
- Solder Reflow Temperature:  
Pure-Tin - Sn, 100: 260-270°C
- 8mm Tape and Reel Per EIA Standard 481
- Flammability Rating UL 94V-0

### PIN CONFIGURATIONS



UNIDIRECTIONAL



BIDIRECTIONAL

**TYPICAL DEVICE CHARACTERISTICS**
**MAXIMUM RATINGS @ 25°C Unless Otherwise Specified**

PARAMETER	SYMBOL	VALUE	UNITS
Unidirectional: Peak Pulse Power (tp = 8/20μs) - See Figure 1	P <sub>PP</sub>	500	Watts
Bidirectional: Peak Pulse Power (tp = 8/20μs) - See Figure 1	P <sub>PP</sub>	400	Watts
Operating Temperature	T <sub>L</sub>	-55 to 150	°C
Storage Temperature	T <sub>STG</sub>	-55 to 150	°C

**ELECTRICAL CHARACTERISTICS PER LINE @ 25°C Unless Otherwise Specified**

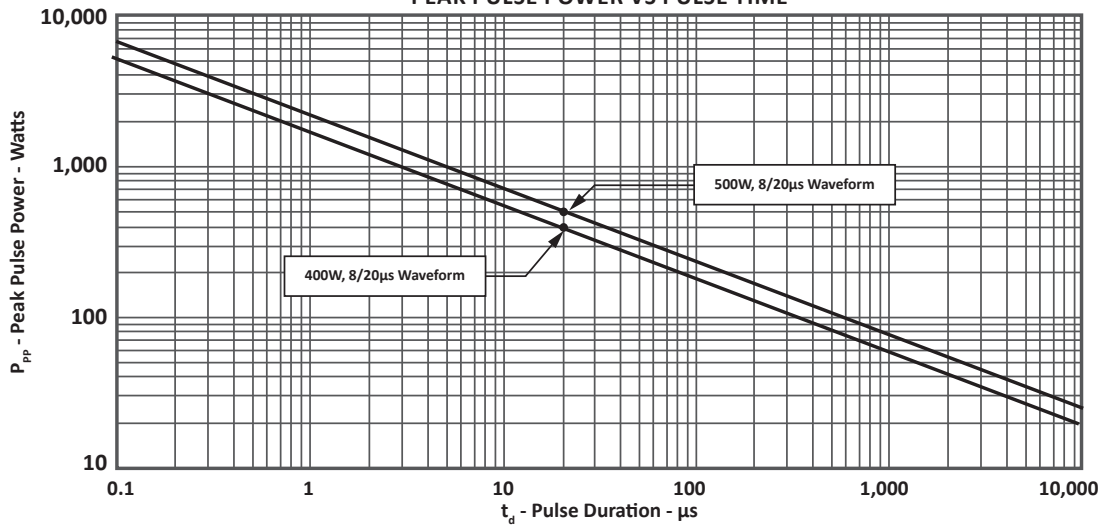
PART NUMBER (Note 1)	DEVICE MARKING	RATED STAND-OFF VOLTAGE	MINIMUM BREAKDOWN VOLTAGE	MAXIMUM CLAMPING VOLTAGE (Fig. 2)	MAXIMUM LEAKAGE CURRENT	TYPICAL CAPACITANCE
		V <sub>WM</sub> VOLTS	@ 1mA V <sub>(BR)</sub> VOLTS	@ IP = 1A V <sub>C</sub> VOLTS	@ V <sub>WM</sub> I <sub>D</sub> μA	@ 0V, 1MHz C pF
PSD03	A	3.3	4.0	6.5	125	500
PSD03C	G	3.3	4.0	7.0	125	200
PSD05	B	5.0	6.0	9.8	10	350
PSD05C	H	5.0	6.0	9.8	10	175
PSD08	C	8.0	8.5	13.4	10	250
PSD08C	J	8.0	8.5	13.4	10	150
PSD12	D	12.0	13.3	19.0	1	150
PSD12C	K	12.0	13.3	19.0	1	50
PSD15	E	15.0	16.7	24.0	1	100
PSD15C	L	15.0	16.7	24.0	1	40
PSD18	18	18.0	20.0	29.0	1	90
PSD18C	N	18.0	20.0	29.0	1	40
PSD24	F	24.0	26.7	43.0	1	88
PSD24C	M	24.0	26.7	43.0	1	40
PSD36	R	36.0	40.0	60.0	1	75
PSD36C	T	36.0	40.0	60.0	1	35

**NOTES**

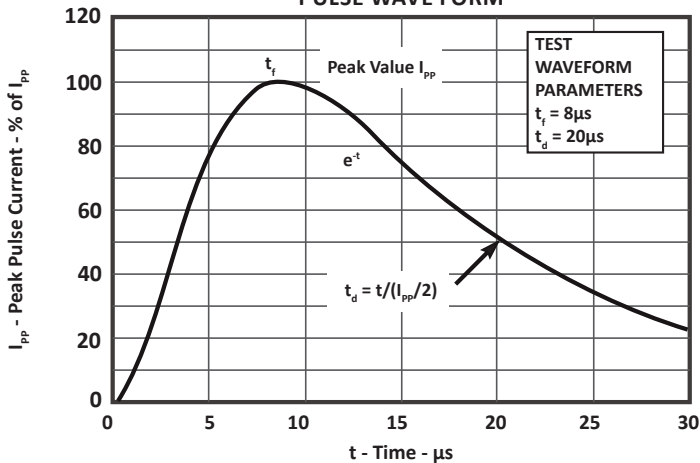
1. Part numbers with an additional "C" suffix are bidirectional devices, i.e., PSD05C.

TYPICAL DEVICE CHARACTERISTICS

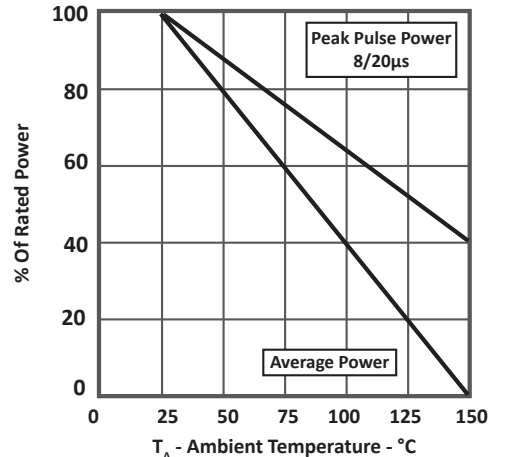
**FIGURE 1**  
PEAK PULSE POWER VS PULSE TIME



**FIGURE 2**  
PULSE WAVE FORM

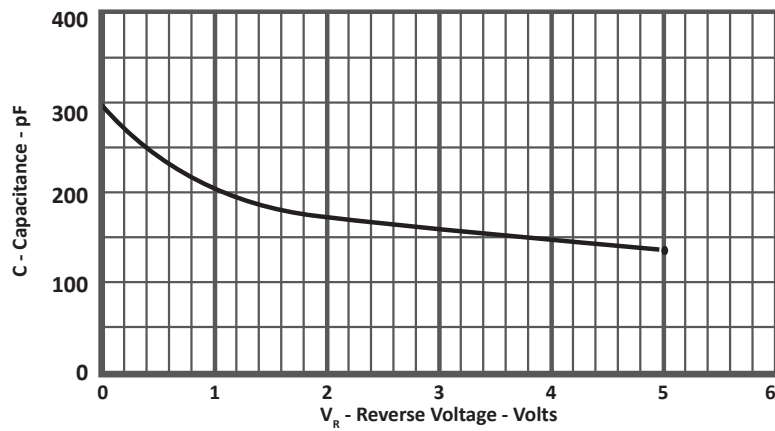
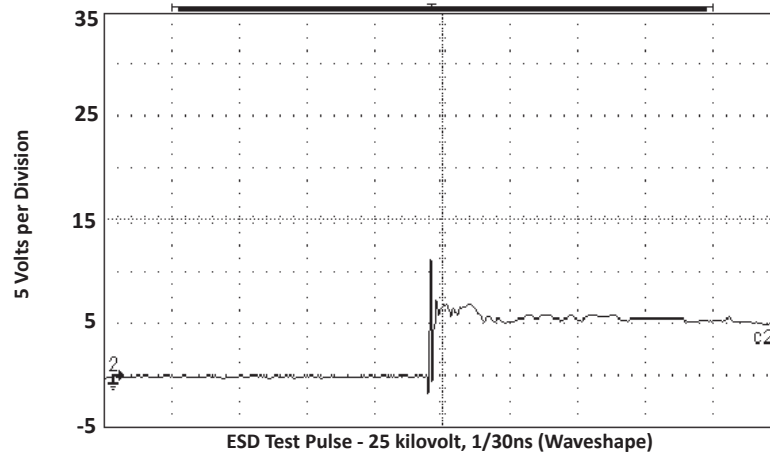


**FIGURE 3**  
POWER DERATING CURVE



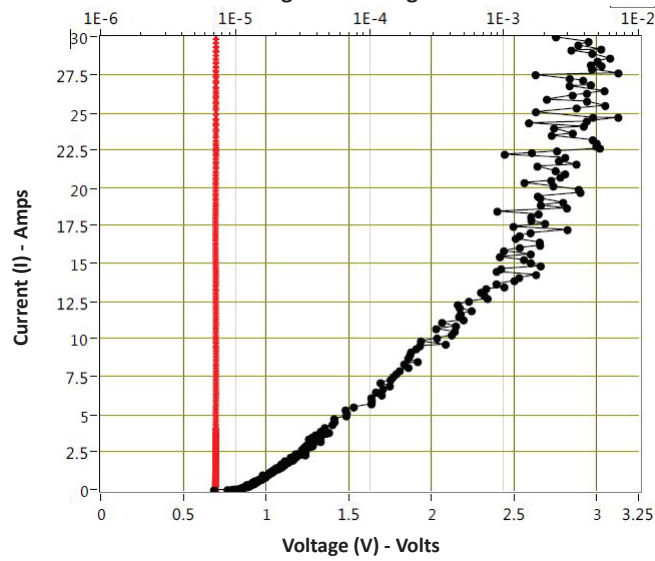
## TYPICAL DEVICE CHARACTERISTICS

FIGURE 4  
 OVERSHOOT & CLAMPING VOLTAGE FOR PSD03

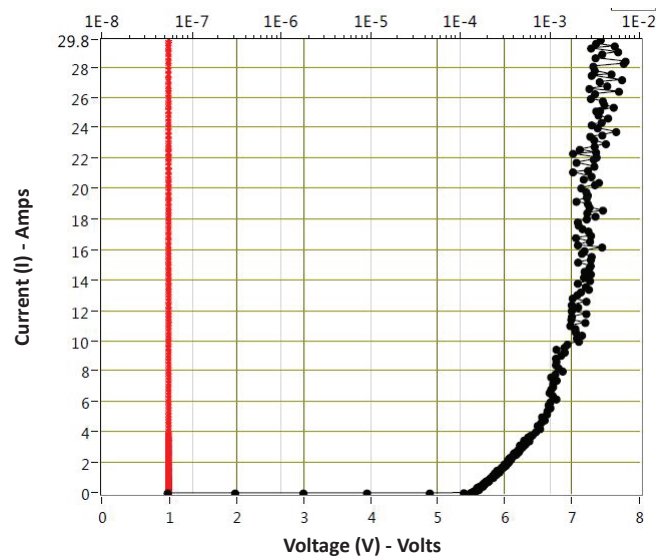


## TYPICAL DEVICE CHARACTERISTICS

**FIGURE 6**  
**PSD03 FORWARD TLP**  
 Leakage Current @ Pulse (I) -  $\mu\text{A}$   
 Leakage Test Voltage = 0.5V



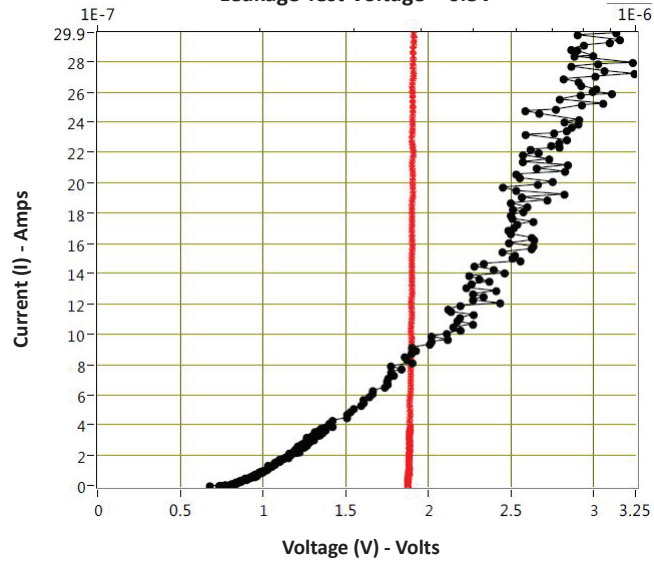
**FIGURE 7**  
**PSD03 REVERSE TLP**  
 Leakage Current @ Pulse (I) -  $\mu\text{A}$   
 Leakage Test Voltage = 0.5V



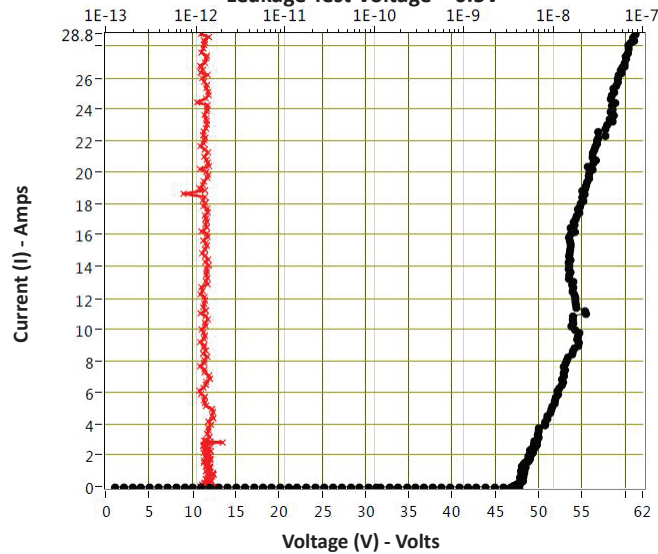
Note: Indicative TLP performance- for reference only

## TYPICAL DEVICE CHARACTERISTICS

**FIGURE 8**  
**PSD36 FORWARD TLP**  
 Leakage Current @ Pulse (I) -  $\mu\text{A}$   
 Leakage Test Voltage = 0.5V



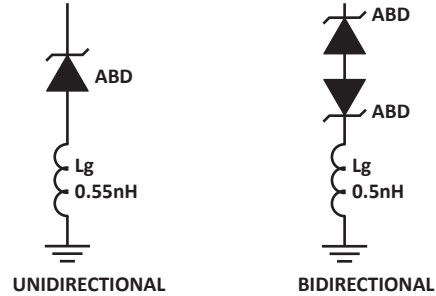
**FIGURE 9**  
**PSD36 REVERSE TLP**  
 Leakage Current @ Pulse (I) -  $\mu\text{A}$   
 Leakage Test Voltage = 0.5V



Note: Indicative TLP performance- for reference only

## SPICE MODEL

FIGURE 1  
SPICE MODEL FOR



ABD - Avalanche Breakdown Diode (TVS)  
Lg - Lead Inductance

TABLE 1 - SPICE PARAMETERS

PARAMETER	UNIT	ABD(TVS)
BV	V	See Table 2
IBV	μA	1
C <sub>jo</sub>	pF	See Table 2
I <sub>s</sub>	A	See Table 2
Vj	V	0.6
M	-	0.33
N	-	1
R <sub>s</sub>	Ohms	See Table 2
TT	s	1E-8
EG	eV	1.11

TABLE 2 - ABD SPECIFIC SPICE PARAMETERS

PART NUMBER	B <sub>v</sub> (VOLTS)	C <sub>jo</sub> (pF)	I <sub>s</sub> (AMPS)	Rs(OHMS)
PSD03	4.0	438	1E-11	0.21
PSD05	6.0	284	1E-11	0.14
PSD08	8.5	146	1E-11	0.28
PSD12	13.3	123	1E-13	0.40
PSD15	16.7	102	1E-13	0.52
PSD24	26.7	61	1E-13	1.54
PSD03C	4.5	219	1E-11	0.21
PSD05C	6.0	142	1E-11	0.14
PSD08C	8.5	73	1E-11	0.28
PSD12C	13.3	62	1E-13	0.40
PSD15C	16.7	51	1E-13	0.52
PSD24C	26.7	30	1E-13	1.54

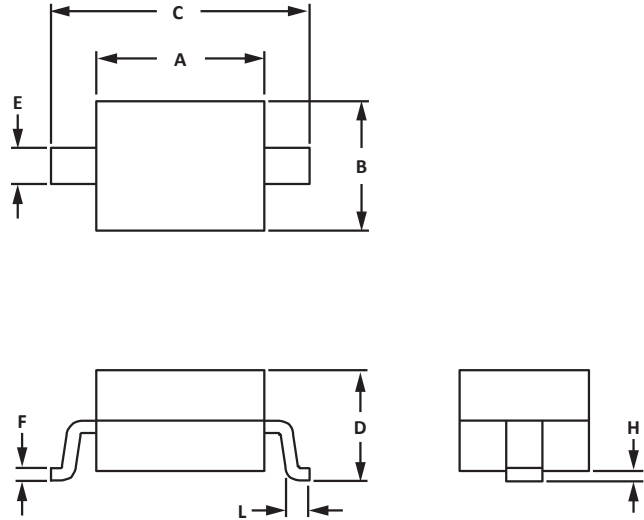
## SOD-323 PACKAGE INFORMATION

## OUTLINE DIMENSIONS

DIM	MILLIMETERS		INCHES	
	MIN	MAX	MIN	MAX
A	1.60	1.90	0.063	0.075
B	1.15	1.45	0.045	0.057
C	2.39	2.70	0.094	0.106
D	0.80	1.10	0.031	0.043
E	0.25	0.40	0.010	0.016
F	0.10	0.20	0.004	0.008
H	-	0.10	-	0.004
L	0.20	-	0.008	-

## NOTES

- Controlling dimension: millimeters.
- Dimensioning and tolerances per ANSI Y14.5M, 1985.
- Dimensions are exclusive of mold flash and metal burrs.

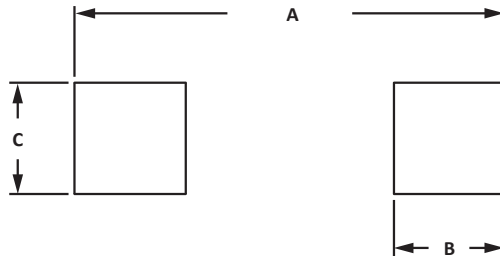


## PAD LAYOUT DIMENSIONS

DIM	MILLIMETERS		INCHES	
	MIN	MAX	MIN	MAX
A	2.87	3.12	0.113	0.123
B	0.66	0.91	0.026	0.036
C	0.66	0.91	0.026	0.036

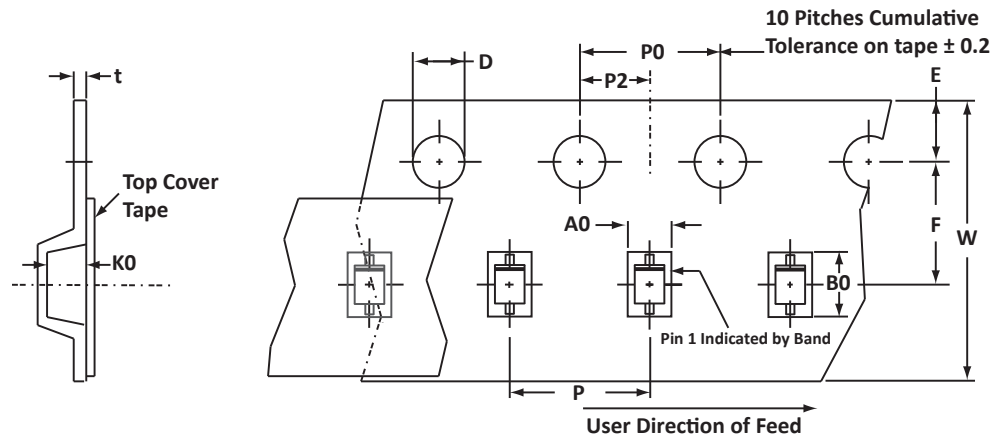
## NOTES

- Controlling dimension: millimeters.





## TAPE AND REEL



## SPECIFICATIONS

REEL DIA.	TAPE WIDTH	A0	B0	K0	D	E	F	W	P0	P2	P	tmax
178mm (7")	8mm	1.55 ± 0.10	2.90 ± 0.10	1.35 ± 0.10	1.50 ± 0.10	1.75 ± 0.10	3.50 ± 0.05	8.00 ± 0.30	4.00 ± 0.10	2.00 ± 0.05	4.00 ± 0.10	0.25

## NOTES

1. Dimensions are in millimeters.
2. Surface mount product is taped and reeled in accordance with EIA-481.
3. Suffix - T7 = 7" Reel - 3,000 pieces per 8mm tape.
4. Marking on Part - marking code (see page 2), polarity band (Unidirectional Only).

Package outline, pad layout and tape specifications per document number 06010.R4 9/10.

## ORDERING INFORMATION

BASE PART NUMBER (xx = Voltage)	LEADFREE SUFFIX	TAPE SUFFIX	QTY/REEL	REEL SIZE	TUBE QTY
PSDxx/PSDxxC	-LF	-T7	3,000	7"	n/a

This device is only available in a Lead-Free configuration.

## COMPANY INFORMATION

---

### COMPANY PROFILE

In business more than 20 years, ProTek Devices™ is a privately held semiconductor company. The company offers a product line of overvoltage protection and overcurrent protection components. These include transient voltage suppressor array (TVS arrays) avalanche breakdown diode, steering diode TVS array and electronics SMD chip fuses. These components deliver circuit protection in electronic systems from numerous overvoltage and overcurrent events. They include lightning; electrostatic discharge (ESD); nuclear electromagnetic pulses (NEMP); inductive switching; and electromagnetic interference (EMI) / radio frequency interference (RFI). ProTek Devices also offers high performance interface and linear products. They include analog switches; multiplexers; LED drivers; LED wafer die for ESD protection; audio control ICs; RF and related high frequency products.

### CONTACT US

#### Corporate Headquarters

2929 South Fair Lane  
Tempe, Arizona 85282  
USA

#### By Telephone

General: 602-431-8101  
Sales: & Marketing: 602-414-5109  
Customer Service: 602-414-5114  
Product Technical Support: 602-414-5107

#### By Fax

General: 602-431-2288

#### By E-mail:

Sales: [sales@protekdevices.com](mailto:sales@protekdevices.com)  
Customer Service: [service@protekdevices.com](mailto:service@protekdevices.com)  
Technical Support: [support@protekdevices.com](mailto:support@protekdevices.com)

#### ProTek Devices (Asia Pacific) Pte. Ltd.

8 Ubi Road 2, #06-19  
Zervex  
Singapore - 408538  
Tel: +65-67488312  
Fax: +65-67488313

#### Web

[www.protekdevices.com](http://www.protekdevices.com)

COPYRIGHT © ProTek Devices 2000 - This literature is subject to all applicable copyright laws and is not for resale in any manner.

SPECIFICATIONS: ProTek reserves the right to change the electrical and or mechanical characteristics described herein without notice.

DESIGN CHANGES: ProTek reserves the right to discontinue product lines without notice and that the final judgement concerning selection and specifications is the buyer's and that in furnishing engineering and technical assistance. ProTek assumes no responsibility with respect to the selection or specifications of such products. ProTek makes no warranty, representation or guarantee regarding the suitability of its products for any particular purpose, nor does ProTek assume any liability arising out of the application or use of any product or circuit and specifically disclaims any and all liability without limitation special, consequential or incidental damages.

LIFE SUPPORT POLICY: ProTek Devices products are not authorized for use in life support systems without written consent from the factory.

## X-ON Electronics

Largest Supplier of Electrical and Electronic Components

*Click to view similar products for [ESD Suppressors / TVS Diodes](#) category:*

*Click to view products by [Protek Devices](#) manufacturer:*

Other Similar products are found below :

[NTE4902](#) [P4SMAJ15A](#) [P4SMAJ26A](#) [SMAJ400CA-TP](#) [TGL34-47CA](#) [ESDAULC45-1BF4](#) [SM1605E3/TR13](#) [SMF20A-TP](#) [P4SMAJ12A](#)  
[CPDUR24V-HF](#) [CPDQC5V0USP-HF](#) [CPDQC5V0-HF](#) [MPLAD30KP45CAE3](#) [MMBZ27VCLQ-7-F](#) [MMAD1108/TR13](#) [MPLAD30KP24A](#)  
[ACPDQC5V0R-HF](#) [DFLT170A-7](#) [NTE4900](#) [NTE4926](#) [NTE4938](#) [SMF22A-TP](#) [SMF12A-TP](#) [SLVU2.8-TP](#) [SMLJ6.5CA-TP](#) [SMAJ6.5CA-](#)  
[TP](#) [MMAD1108E3/TR13](#) [D5V0M1U2LP3-7](#) [SMAJ400A-TP](#) [AOZ8811DT-03](#) [AOZ8831DI-05](#) [AOZ8831DT-03](#) [SMAJ188CA](#) [3SMC33CA](#)  
[BK](#) [CPDQC3V3C-HF](#) [CPDQC12VE-HF](#) [MPLAD30KP170CA](#) [82357120100](#) [5.0SMLJ15CA-TP](#) [5KP18A-TP](#) [P6KE8.2A-TP](#)  
[MPLAD30KP43CAE3](#) [SMAJ43A-TP](#) [D5V0F6U8LP33-7](#) [TVS5501V10MUT5G](#) [5.0SMLJ24CA-TP](#) [SMAJ110CA-TP](#) [MPLAD15KP75CAE3](#)  
[MMAD1103e3/TR13](#) [DFLT40AQ-7](#)