

DO NOT  
SCALE FROM  
THIS PRINT

TSW-XXX-XX-XXX-X-XX-XXX

| TABLE 2            |             |
|--------------------|-------------|
| BODY SPECIFICATION |             |
| ROW/OPTION         | USE BODY    |
| -S, -S-NA/-NE      | TSW-50-S    |
| -S-RA/-RE          | TSW-50-S-RA |
| -D, -D-NA/-NE      | RTSW-50-D   |
| -D-RA              | TSW-50-D-RA |
| -T, -T-NA/-NE      | TSW-50-T    |
| -T-RA, -Q-RA       | TSW-50-T-RA |
| -Q                 | TSW-50-T    |

**TERMINAL SPACE SPEC.**  
(SEE ASSEMBLY INSTRUCTIONS)  
-1= .100[2.54] FILL EVERY POSITION  
-2= .200[5.08] FILL EVERY OTHER POS.  
STARTING W/ 1ST & ENDING  
W/ LAST POS. IN BODY)

**BODY LENGTH SPEC.**  
EXPRESSED IN # OF POS  
-1: -01 THRU -50 (-S, -D, -T)  
"A" = NO. OF POS. x .100[2.54]  
-2: -02 THRU -25 (-S, -D, -T)  
"A" = NO OF POS. x .200[5.08] - .100[2.54]

**TERMINAL SPECIFICATION**  
SEE TABLE 1

**PLATING SPECIFICATION**

-G: 10µ" GOLD IN CONTACT AREA, 3µ" GOLD ON TAIL  
-T: MATTE TIN CONTACT AND TAIL  
-S: 30µ" SELECTIVE GOLD IN CONTACT AREA, MATTE TIN ON TAIL  
-H: 30µ" HEAVY GOLD IN CONTACT AREA, 3µ" GOLD ON TAIL  
-L: 10µ" LIGHT SELECTIVE GOLD IN CONTACT AREA, MATTE TIN ON TAIL  
-F: 3µ" FLASH SELECTIVE GOLD IN CONTACT AREA, MATTE TIN ON TAIL  
-E: 50µ" EXTRA HEAVY GOLD IN CONTACT AREA, 3µ" GOLD ON TAIL  
(-07, -13, -14, -15, -20, -21 ONLY)  
-TL: TIN/LEAD (90/10 +/-5%) CONTACT AND TAIL  
(AVAILABLE ONLY ON LEAD STYLES -07, -08 & -09)  
-STL: 30µ" SELECTIVE GOLD IN CONTACT AREA, TIN/LEAD (90/10 +/-5%) TAIL  
(AVAILABLE ONLY ON LEAD STYLES -07, -08, -10, -15, -16, -17, -21, -23 & -24 THROUGH HOLE ONLY)  
-TM: MATTE TIN CONTACT AND TAIL  
-SM: 30µ" SELECTIVE GOLD IN CONTACT AREA, MATTE TIN ON TAIL  
-LM: 10µ" LIGHT SELECTIVE GOLD IN CONTACT AREA, MATTE TIN ON TAIL  
-FM: 3µ" FLASH SELECTIVE GOLD IN CONTACT AREA, MATTE TIN ON TAIL  
-SS: 30µ" STRIPE SELECTIVE GOLD IN CONTACT AREA, MATTE TIN ON TAIL (SEE NOTE 13)

**OPTION #2**  
-POLARIZING SPECIFICATION  
XXX INDICATES POS. TO BE OMITTED (SEE FIG 3)

**OPTION #1**  
-BLANK= STRAIGHT  
-RA= RIGHT ANGLE (SEE TABLE 3 & 5, FIG 5)  
-RE= EXTENDED RIGHT ANGLE (SEE TABLE 3 & 5, FIG 5)(SINGLE ROW ONLY)  
-NA= RA OPTION WITH STRAIGHT OPTION BODY  
-NE= RE OPTION WITH STRAIGHT OPTION BODY  
-LC= LOCKING CLIP (USE LTC-01 FOR -S ROW AND  
LTC-02 FOR -D ROW)(STYLES 08 THRU 13 & 22 ONLY) (SEE FIG 2)  
(N/A IN -RA OR -RE OPTION AND/OR LESS THAN 4 POSITIONS)  
(N/A IN -T OR -Q)  
-LA= -RA OPTION WITH -LL OPTION (SEE FIG 5)  
-LL= LOCKING LEAD (SEE FIG 4)  
(N/A WITH -RE OR -NE OPTION)  
(N/A IN SINGLE ROW, 1 OR 2 POSITIONS)

**ROW SPECIFICATION (SEE TABLE 2)**

-S: SINGLE  
-D: DOUBLE  
-T: TRIPLE  
-Q: TRIPLE ROW, FILL OUTER ROWS ONLY

NOTES:

- ⊕ REPRESENTS CRITICAL DIMENSION.
- MINIMUM TERMINAL PUSHOUT: 3 LBS.
- ⊕ MAXIMUM HEIGHT VARIATION: .005 [.13](R.A. TAIL N/A).
- ASSEMBLE GOLD PLATE END AS SHOWN.
- STYLE -26: ROUND END TO APPEAR ON BOTTOM.
- "C"±<sup>.005[0.13]</sup>/<sub>.008[0.20]</sub> FOR STYLE -08, OPTION -LA & -RA ONLY.
- TOW & SWAY SPEC. OF 2° APPLIES TO ALL POSITIONS, POST & TAIL, IN ALL DIRECTIONS.
- ALL DIMENSIONS TO BE ABOUT CL WITHIN ±.005 [.13].
- MEASURE FROM THE BEND RADIUS OF THE TERMINALS .
- ⊕ TSW-50-D BODY CAN BE USED IF RTSW-50-D IS UNAVAILABLE
- ORIENTATE PINS TO PREVENT BANDOLIER MARKS FROM SHOWING IN THE POST AREA. (SEE TABLE 7)
- MAXIMUM CUT FLASH: .020 [.50]
- SS OPTION ONLY AVAILABLE IN STRAIGHT LEAD STYLES -07, -08 & -09, -RA STYLE -08 ONLY. CAN ONLY MATE WITH SSW, SSQ, SSM, ESW, ESQ AND BCS.

UNLESS OTHERWISE SPECIFIED, DIMENSIONS ARE IN INCHES.

TOLERANCES ARE:

DECIMALS                      ANGLES  
.XX: ±.01[0.3]                      2°  
.XXX: ±.005[0.13]  
.XXXX: ±.0020[0.051]

**PROPRIETARY NOTE**  
THIS DOCUMENT CONTAINS CONFIDENTIAL AND PROPRIETARY INFORMATION AND ALL DESIGN, MANUFACTURING, REPRODUCTION, USE, PATENT RIGHTS AND SALES RIGHTS ARE EXPRESSLY RESERVED BY SAMTEC, INC. THIS DOCUMENT SHALL NOT BE DISCLOSED, IN WHOLE OR PART, TO ANY UNAUTHORIZED PERSON OR ENTITY NOR REPRODUCED, TRANSFERRED OR INCORPORATED IN ANY OTHER PROJECT IN ANY MANNER WITHOUT THE EXPRESS WRITTEN CONSENT OF SAMTEC, INC.



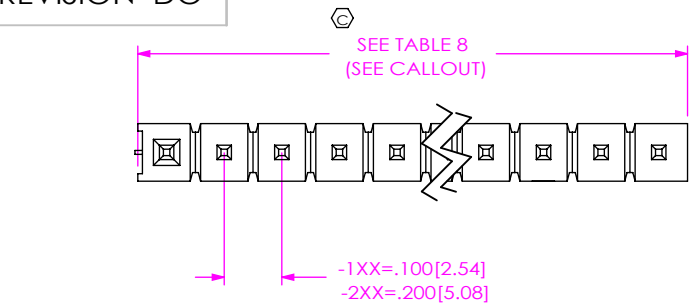
520 PARK EAST BLVD, NEW ALBANY, IN 47150  
PHONE: 812-944-6733    FAX: 812-948-5047  
e-Mail info@SAMTEC.com    code 55322

**MATERIAL:** DO NOT SCALE DRAWING                      SHEET SCALE: 3:1  
BODIES: DUPONT PBT, UL 94 VO, COLOR: BLACK  
TERMINALS: PHOS BRONZE

**DESCRIPTION:**  
.025[0.64] SQ. POST TERMINAL STRIP ASSEMBLY

DWG. NO.  
**TSW-XXX-XX-XXX-X-XX-XXX**

BY: KOLB                      08/24/1988                      SHEET 1 OF 6



| TABLE 8           |                               |
|-------------------|-------------------------------|
| ROW SPECIFICATION | OVERALL LENGTH                |
| -Q, -T            | "A" +.010/-.015 [+0.25/-0.38] |
| -S, -D            | "A" +.015/-.015 [+0.38/-0.38] |

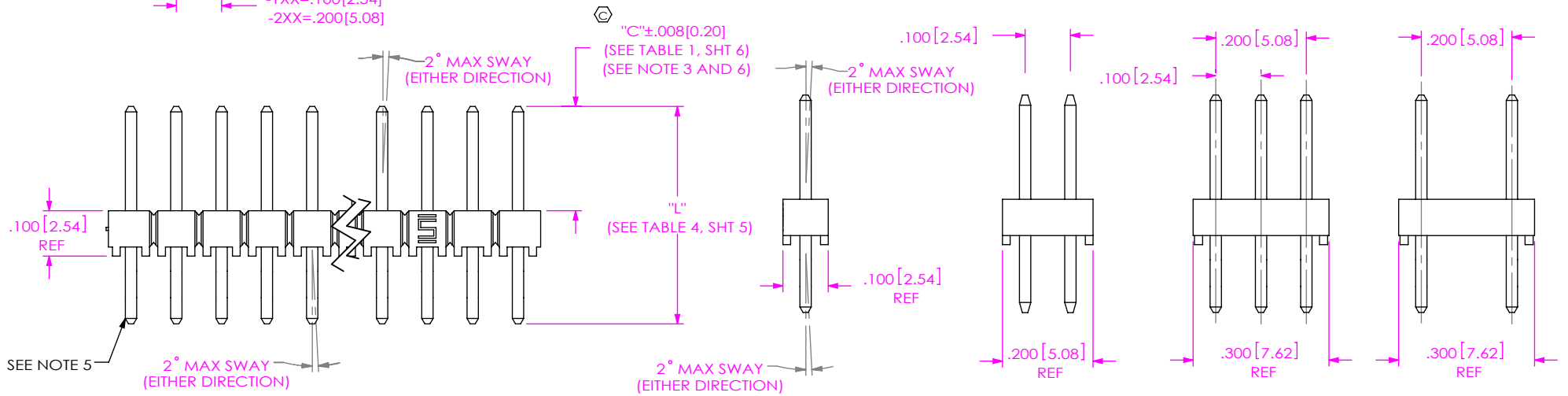


FIG 1  
(TSW-1XX-XX-XX-S SHOWN)

-S

-D

-I

-Q

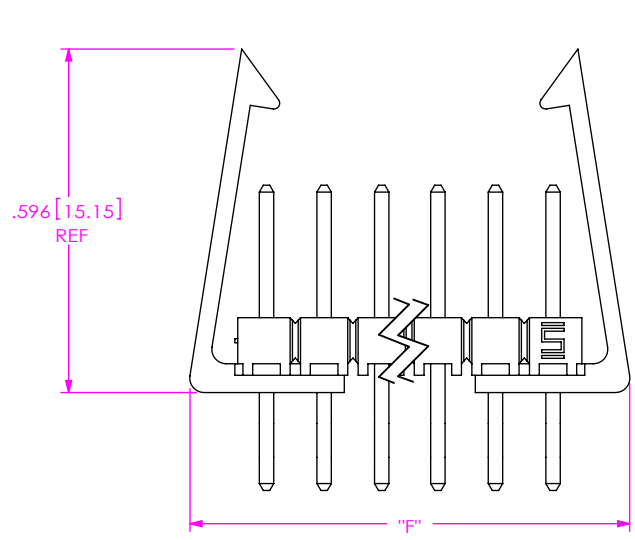



FIG 2  
(TSW-1XX-XX-XX-S-LC SHOWN)  
(SAME AS FIG 1, DIFFERENT AS SHOWN)



| TABLE 6 -LC OPTION |                 |            |
|--------------------|-----------------|------------|
| ROW                | "F" ±.015[0.38] | "G"        |
| -S                 | "A" +.150       | .098[2.49] |
| -D                 | "A" +.210       | .198[5.03] |

**PROPRIETARY NOTE**  
THIS DOCUMENT CONTAINS CONFIDENTIAL AND PROPRIETARY INFORMATION AND ALL DESIGN, MANUFACTURING, REPRODUCTION, USE, PATENT RIGHTS AND SALES RIGHTS ARE EXPRESSLY RESERVED BY SAMTEC, INC. THIS DOCUMENT SHALL NOT BE DISCLOSED, IN WHOLE OR PART, TO ANY UNAUTHORIZED PERSON OR ENTITY NOR REPRODUCED, TRANSFERRED OR INCORPORATED IN ANY OTHER PROJECT IN ANY MANNER WITHOUT THE EXPRESS WRITTEN CONSENT OF SAMTEC, INC.

DO NOT SCALE DRAWING  
SHEET SCALE: 3:1

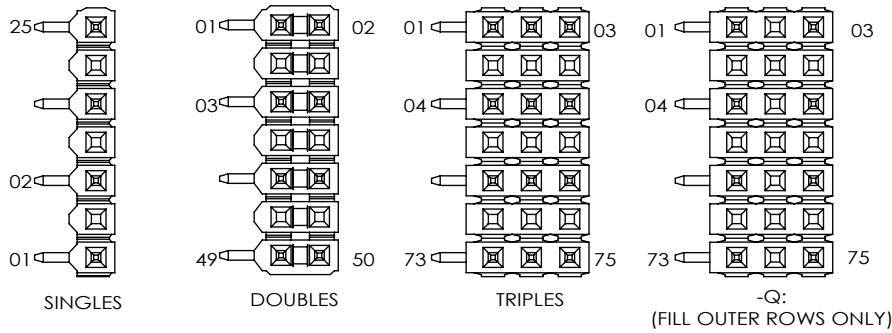
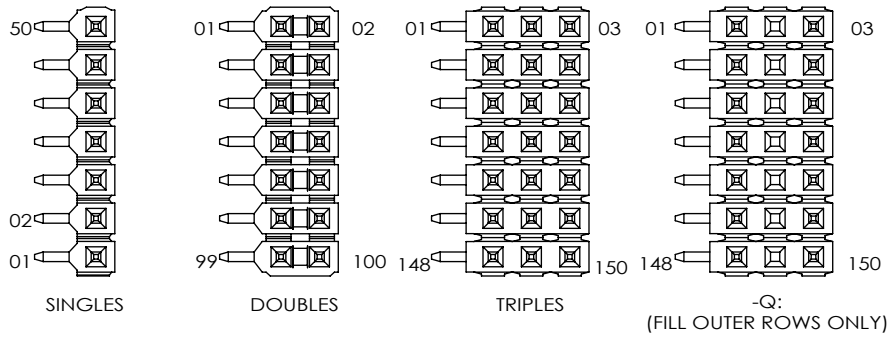


520 PARK EAST BLVD, NEW ALBANY, IN 47150  
PHONE: 812-944-6733 FAX: 812-948-5047  
e-Mail info@SAMTEC.com code 55322

DESCRIPTION:  
.025[0.64] SQ. POST TERMINAL STRIP ASSEMBLY  
DWG. NO.  
**TSW-XXX-XX-XXX-X-XX-XXX**  
BY: KOLB 08/24/1988 SHEET 2 OF 6

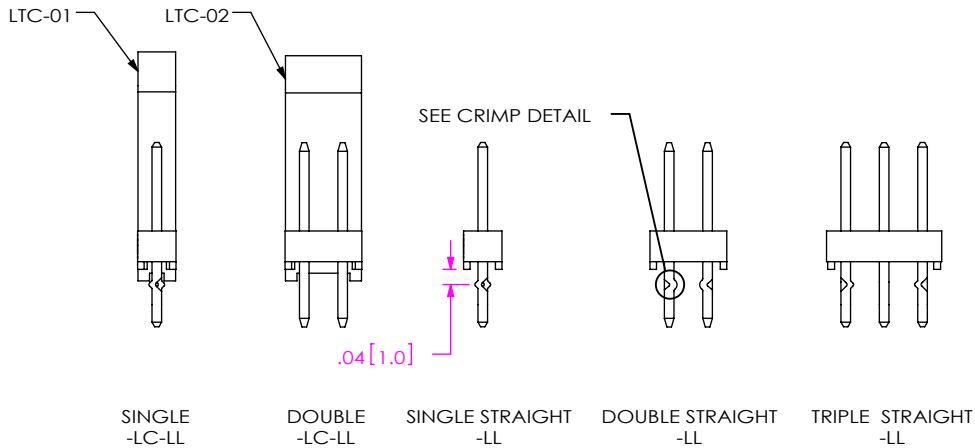
FIG 3

-1: .100[2.54] TERMINAL SPACING  
(SAME AS FIG 1, DIFFERENT AS SHOWN)

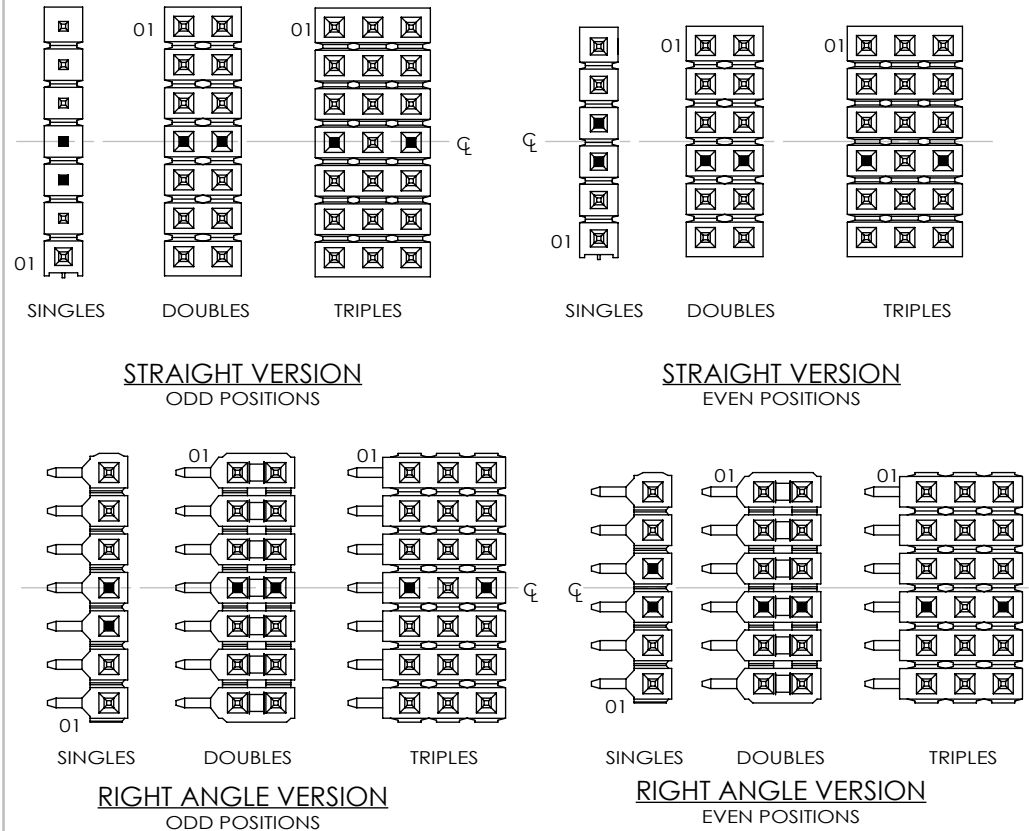


-2: .200[5.08] TERMINAL SPACING

FIG 4  
LOCKING LEAD  
(NOTE: END VIEWS SHOWN)  
(SAME AS FIG 1, DIFFERENT AS SHOWN)



CRIMP DETAIL  
SCALE: 4:1  
(TYP ALL CRIMPS)



LOCKING LEAD

■ = CRIMP LOCATION

TWO CENTER MOST PINS TO BE CRIMPED.

ODD POSITIONS, CRIMP CENTER POSITION AND POSITION CLOSEST TO PIN ONE.  
IF CRIMP POSITION IS POLARIZED, MOVE ONE POSITION TOWARDS PIN ONE.

PROPRIETARY NOTE

THIS DOCUMENT CONTAINS CONFIDENTIAL AND PROPRIETARY INFORMATION AND ALL DESIGN, MANUFACTURING, REPRODUCTION, USE, PATENT RIGHTS AND SALES RIGHTS ARE EXPRESSLY RESERVED BY SAMTEC, INC. THIS DOCUMENT SHALL NOT BE DISCLOSED, IN WHOLE OR PART, TO ANY UNAUTHORIZED PERSON OR ENTITY NOR REPRODUCED, TRANSFERRED OR INCORPORATED IN ANY OTHER PROJECT IN ANY MANNER WITHOUT THE EXPRESS WRITTEN CONSENT OF SAMTEC, INC.

DO NOT SCALE DRAWING

SHEET SCALE: 2:1



520 PARK EAST BLVD, NEW ALBANY, IN 47150  
PHONE: 812-944-6733 FAX: 812-948-5047  
e-Mail info@SAMTEC.com code 55322

DESCRIPTION:  
.025[0.64] SQ. POST TERMINAL STRIP ASSEMBLY

DWG. NO.

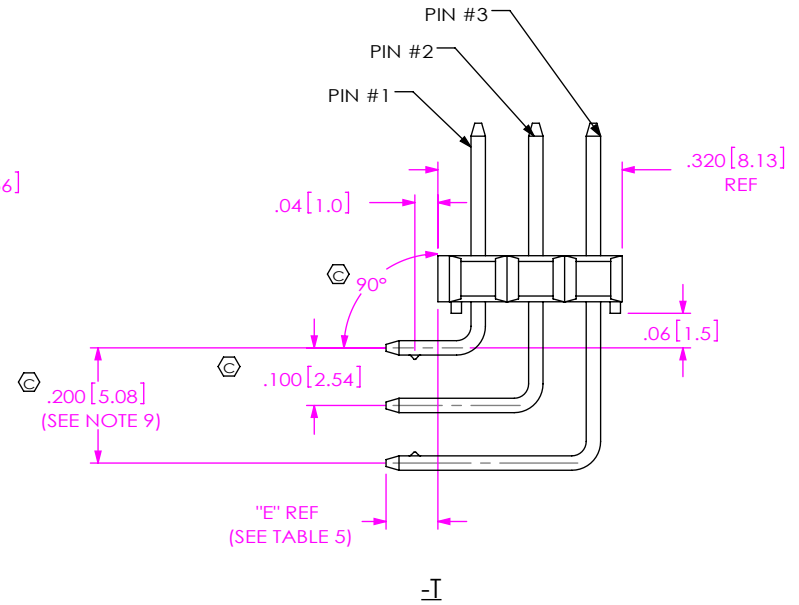
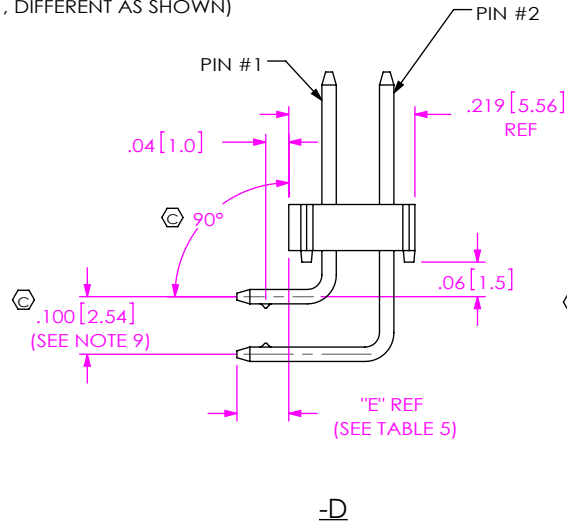
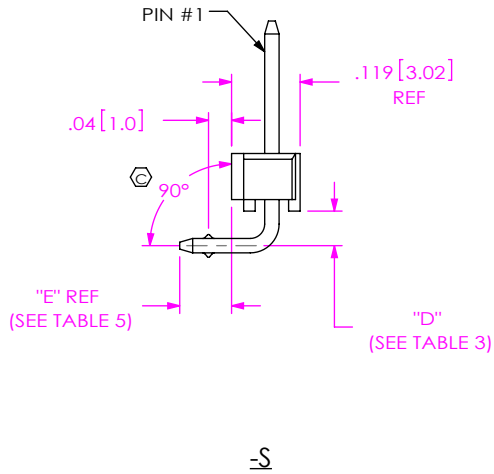
TSW-XXX-XX-XXX-X-XX-XXX

BY: KOLB

08/24/1988

SHEET 3 OF 6

**FIG 5**  
 (RIGHT ANGLE)  
 (-LA OPTION IS SHOWN ON ALL RIGHT ANGLES  
 FOR DIMENSIONAL AND LOCATION PURPOSES.)  
 (SEE CRIMP DETAIL VIEW, SHT 3)  
 (SAME AS FIG 1, DIFFERENT AS SHOWN)



| -XX     | "D"      |
|---------|----------|
| -RA/-NA | .06[1.5] |
| -RE/-NE | .16[4.1] |

| LEAD STYL | RA SINGLE    | RE SINGLE    | RA DOUBLE    | RA TRIPLE    | NA SINGLE     | NE SINGLE    | NA DOUBLE    | NA TRIPLE    |
|-----------|--------------|--------------|--------------|--------------|---------------|--------------|--------------|--------------|
| 08        | .090 [2.29]  | N/A          | .090 [2.29]  | .090 [2.29]  | .109 [2.77]   | N/A          | .109 [2.77]  | .109 [2.77]  |
| 09        | .290 [7.37]  | .190 [4.83]  | .290 [7.37]  | .290 [7.37]  | .309 [7.85]   | .209 [5.31]  | .309 [7.85]  | .309 [7.85]  |
| 10        | .390 [9.91]  | .290 [7.37]  | .390 [9.91]  | .390 [9.91]  | .409 [10.39]  | .309 [7.85]  | .409 [10.39] | .409 [10.39] |
| 11        | .490 [12.45] | .390 [9.91]  | .490 [12.45] | .490 [12.45] | .509 [12.93]  | .409 [10.39] | .509 [12.93] | .509 [12.93] |
| 12        | .590 [14.99] | .490 [12.45] | .590 [14.99] | .590 [14.99] | .609 [15.47]  | .509 [12.93] | .609 [15.47] | .609 [15.47] |
| 13        | .790 [20.07] | .690 [17.53] | .790 [20.07] | N/A          | .809 [20.55]  | .709 [18.01] | .809 [20.55] | N/A          |
| 16        | .200 [5.08]  | .100 [2.54]  | .200 [5.08]  | .200 [5.08]  | .219 [5.56]   | .119 [3.02]  | .219 [5.56]  | .219 [5.56]  |
| 21        | .990 [25.15] | .890 [22.61] | N/A          | N/A          | 1.009 [25.63] | .909 [23.09] | N/A          | N/A          |
| 22        | .190 [4.83]  | .090 [2.29]  | .190 [4.83]  | .190 [4.83]  | .209 [5.31]   | .109 [2.77]  | .209 [5.31]  | .209 [5.31]  |
| 25        | .100 [2.54]  | N/A          | .100 [2.54]  | .100 [2.54]  | .119 [3.02]   | N/A          | .119 [3.02]  | .119 [3.02]  |
| 27        | .890 [22.61] | .790 [20.07] | N/A          | N/A          | .909 [23.09]  | .809 [20.55] | N/A          | N/A          |
| 28        | .690 [17.53] | .590 [14.99] | .690 [17.53] | N/A          | .709 [18.01]  | .609 [15.47] | .709 [18.01] | N/A          |
| 29        | .800 [20.32] | N/A          | N/A          | N/A          | .819 [20.80]  | N/A          | N/A          | N/A          |
| 30        | .600 [15.24] | N/A          | .600 [15.24] | N/A          | .619 [15.72]  | N/A          | .619 [15.72] | N/A          |

**PROPRIETARY NOTE**  
 THIS DOCUMENT CONTAINS CONFIDENTIAL AND PROPRIETARY INFORMATION AND ALL DESIGN, MANUFACTURING, REPRODUCTION, USE, PATENT RIGHTS AND SALES RIGHTS ARE EXPRESSLY RESERVED BY SAMTEC, INC. THIS DOCUMENT SHALL NOT BE DISCLOSED, IN WHOLE OR IN PART, TO ANY UNAUTHORIZED PERSON OR ENTITY NOR REPRODUCED, TRANSFERRED OR INCORPORATED IN ANY OTHER PROJECT IN ANY MANNER WITHOUT THE EXPRESS WRITTEN CONSENT OF SAMTEC, INC.

DO NOT SCALE DRAWING

SHEET SCALE: 3:1



520 PARK EAST BLVD, NEW ALBANY, IN 47150  
 PHONE: 812-944-6733 FAX: 812-948-5047  
 e-Mail info@SAMTEC.com code 55322

DESCRIPTION:  
 .025[0.64] SQ. POST TERMINAL STRIP ASSEMBLY

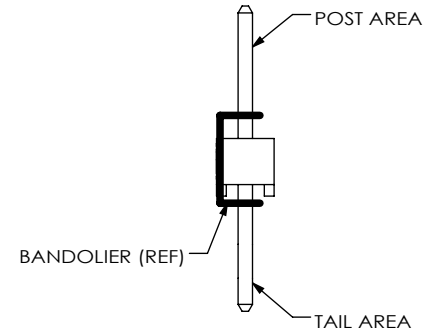
DWG. NO.  
**TSW-XXX-XX-XXX-X-XX-XXX**

BY: KOLB 08/24/1988 SHEET 4 OF 6

TABLE 7 (-T PLATING ONLY)

| LEAD STYLE | NUMBER OF BAND MARKS ALLOWED IN POST AREA |        |        | LEAD STYLE | NUMBER OF BAND MARKS ALLOWED IN POST AREA |        |        |
|------------|---|--------|--------|------------|---|--------|--------|
|            | PIN #1                                    | PIN #2 | PIN #3 |            | PIN #1                                    | PIN #2 | PIN #3 |
| *-05       | *0  | N/A    | N/A    | *-17       | 2   | N/A    | N/A    |
| -06        | 1   | N/A    | N/A    | *-18       | 2   | N/A    | N/A    |
| -07        | 1   | N/A    | N/A    | *-19       | 2   | N/A    | N/A    |
| -08        | 0   | 0      | 0      | *-20       | 2   | N/A    | N/A    |
| -08 RA     | 0   | 0      | 0      | *-21       | 2   | N/A    | N/A    |
| -09        | 0   | 0      | 0      | -21-RA     | 0   | N/A    | N/A    |
| -09 RA     | 0   | 0      | 0      | -21-RE     | 0   | N/A    | N/A    |
| -09-RE     | 0   | 0      | 0      | -22        | 0   | 0      | 0      |
| -10        | 0   | 0      | 0      | -22-RA     | 0   | 0      | 0      |
| -10-RA     | 0   | 0      | 0      | -22-RE     | 0   | 0      | 0      |
| -10-RE     | 0   | 0      | 0      | -23        | 1   | N/A    | N/A    |
| -11        | 0   | 0      | 0      | -24        | 1   | N/A    | N/A    |
| -11-RA     | 0   | 0      | 0      | -25        | 1   | 1      | 1      |
| -11-RE     | 0   | 0      | 0      | *-25-RA    | 1   | 0      | 0      |
| -12        | 0   | 0      | 0      | *-26       | 1   | N/A    | N/A    |
| -12-RA     | 0   | 0      | 0      | *-27       | 0   | N/A    | N/A    |
| -12-RE     | 0   | 0      | 0      | *-27-RA    | 0   | N/A    | N/A    |
| -13        | 0   | 0      | N/A    | *-27-RE    | 0   | N/A    | N/A    |
| -13-RA     | 0   | 0      | N/A    | *-28       | 0   | 0      | N/A    |
| -13-RE     | 0   | 0      | N/A    | *-28-RA    | 0   | 0      | N/A    |
| -14        | 1   | N/A    | N/A    | *-28-RE    | 0   | 0      | N/A    |
| *-15       | 2   | N/A    | N/A    | *-29       | 1   | N/A    | N/A    |
| *-16       | 1   | 1      | 1      | *-29-RA    | 1   | N/A    | N/A    |
| *-16-RA    | 1   | 1      | 1      | *-30       | 1   | 1      | N/A    |
| *-16-RE    | 1   | 1      | 1      | *-30-RA    | 1   | 1      | N/A    |

\* PINS TO BE FLIPPED OPPOSITE OF SELECTIVE PLATING BEFORE BEING INSERTED



IN PROCESS 1  
 (SAME AS FIG 1, DIFFERENT AS SHOWN)  
 -T PLATING ONLY  
 (SEE NOTE 11)  
 (SEE TABLE 7)

TABLE 4

| PIN STYLE       | "L" REF       |
|-----------------|---------------|
| T-1S6-07-XXX-2  | 0.430 [10.92] |
| T-1S6-08-XXX-2  | 0.530 [13.46] |
| T-1S6-09-XXX-2  | 0.730 [18.54] |
| T-1S6-10-XXX-2  | 0.830 [21.08] |
| T-1S6-11-XXX-2  | 0.930 [23.62] |
| T-1S6-12-XXX-2  | 1.030 [26.16] |
| T-1S6-13-XXX-2  | 1.230 [31.24] |
| T-1S6-14-XXX-2  | 1.430 [36.32] |
| T-1S6-15-XXX-2  | 0.630 [16.00] |
| T-1S6-16-XXX-2  | 0.445 [11.30] |
| T-1S6-17-XXX-2  | 0.480 [12.19] |
| T-1S6-18-XXX-2  | 0.300 [7.62]  |
| T-1S6-19-XXX-2  | 1.330 [33.78] |
| T-1S6-20-XXX-2  | 1.130 [28.70] |
| T-1S6-21-XXX-2  | 0.335 [8.51]  |
| T-1RS7-01-XXX-2 | 0.456 [11.58] |

PROPRIETARY NOTE

THIS DOCUMENT CONTAINS CONFIDENTIAL AND PROPRIETARY INFORMATION AND ALL DESIGN, MANUFACTURING, REPRODUCTION, USE, PATENT RIGHTS AND SALES RIGHTS ARE EXPRESSLY RESERVED BY SAMTEC, INC. THIS DOCUMENT SHALL NOT BE DISCLOSED, IN WHOLE OR PART, TO ANY UNAUTHORIZED PERSON OR ENTITY NOR REPRODUCED, TRANSFERRED OR INCORPORATED IN ANY OTHER PROJECT IN ANY MANNER WITHOUT THE EXPRESS WRITTEN CONSENT OF SAMTEC, INC.

DO NOT SCALE DRAWING

SHEET SCALE: 3:1



520 PARK EAST BLVD, NEW ALBANY, IN 47150  
 PHONE: 812-944-6733 FAX: 812-948-5047  
 e-Mail info@SAMTEC.com code 55322

DESCRIPTION:  
 .025[0.64] SQ. POST TERMINAL STRIP ASSEMBLY

DWG. NO.  
**TSW-XXX-XX-XXX-X-XX-XXX**

BY: KOLB 08/24/1988 SHEET 5 OF 6

| TABLE 1                 |                 |                |                |                        |
|-------------------------|-----------------|----------------|----------------|------------------------|
| TERMINAL SPECIFICATIONS |                 |                |                |                        |
| TERMINAL SPEC           | PIN #1          | PIN #2         | PIN #3         | "C"                    |
| -05 (3)                 | T-1S6-21-XXX-2  | N/A            | N/A            | 0.105 [2.67] (5)       |
| -06 (3)                 | T-1S6-18-XXX-2  | N/A            | N/A            | 0.105 [2.67] (5)       |
| -07 (3)                 | T-1S6-07-XXX-2  | N/A            | N/A            | 0.230 [5.84] (5)       |
| -08 (4)                 | T-1S6-08-XXX-2  | T-1S6-09-XXX-2 | T-1S6-11-XXX-2 | (7)0.230 [5.84] (5)(6) |
| -09                     | T-1S6-09-XXX-2  | T-1S6-11-XXX-2 | T-1S6-20-XXX-2 | 0.230 [5.84] (6)       |
| -10                     | T-1S6-10-XXX-2  | T-1S6-12-XXX-2 | T-1S6-13-XXX-2 | 0.230 [5.84]           |
| -11                     | T-1S6-11-XXX-2  | T-1S6-20-XXX-2 | T-1S6-19-XXX-2 | 0.230 [5.84]           |
| -12                     | T-1S6-12-XXX-2  | T-1S6-13-XXX-2 | T-1S6-14-XXX-2 | 0.230 [5.84]           |
| -13                     | T-1S6-13-XXX-2  | T-1S6-14-XXX-2 | N/A            | 0.230 [5.84]           |
| -14(3)                  | T-1S6-08-XXX-2  | N/A            | N/A            | 0.320 [8.13] (5)       |
| -15 (3)                 | T-1S6-09-XXX-2  | N/A            | N/A            | 0.520 [13.21] (5)      |
| -16                     | T-1S6-09-XXX-2  | T-1S6-11-XXX-2 | T-1S6-20-XXX-2 | 0.320 [8.13] (5)(6)    |
| -17 (3)                 | T-1S6-10-XXX-2  | N/A            | N/A            | 0.620 [15.75] (5)      |
| -18 (3)                 | T-1S6-11-XXX-2  | N/A            | N/A            | 0.720 [18.29] (5)      |
| -19 (3)                 | T-1S6-12-XXX-2  | N/A            | N/A            | 0.820 [20.83] (5)      |
| -20 (3)                 | T-1S6-13-XXX-2  | N/A            | N/A            | 1.020 [25.91] (5)      |
| -21 (8)                 | T-1S6-14-XXX-2  | N/A            | N/A            | 1.220 [30.99] (5)      |
| -21 (1)                 | T-1S6-14-XXX-2  | N/A            | N/A            | 0.230 [5.84] (5)       |
| -22                     | T-1S6-15-XXX-2  | T-1S6-10-XXX-2 | T-1S6-12-XXX-2 | 0.230 [5.84] (5)(6)    |
| -23 (3)                 | T-1S6-16-XXX-2  | N/A            | N/A            | 0.230 [5.84] (5)       |
| -24 (3)                 | T-1S6-17-XXX-2  | N/A            | N/A            | 0.265 [6.73] (5)       |
| -25 (4)                 | T-1S6-15-XXX-2  | T-1S6-10-XXX-2 | T-1S6-12-XXX-2 | 0.320 [8.13] (5)(6)    |
| *-26 (3)                | T-1RS7-01-XXX-2 | N/A            | N/A            | 0.230 [5.84]           |
| -27                     | T-1S6-19-XXX-2  | N/A            | N/A            | 0.230 [5.84]           |
| -28                     | T-1S6-20-XXX-2  | T-1S6-19-XXX-2 | N/A            | 0.230 [5.84]           |
| -29(4)                  | T-1S6-19-XXX-2  | N/A            | N/A            | 0.320 [8.13]           |
| -30 (4)                 | T-1S6-20-XXX-2  | T-1S6-19-XXX-2 | N/A            | 0.320 [8.13]           |

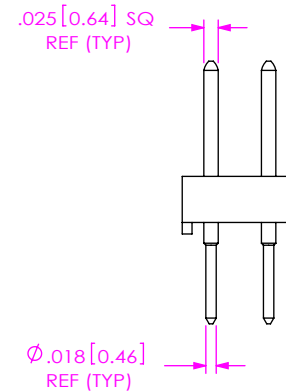


FIG 6  
(-26 LEAD STYLE)  
(SAME AS FIG. 1, DIFFERENT AS SHOWN)

- (1) .230[5.84] POST FOR -RA OR -RE OPTION
- (2) OMIT WITH -Q ROW SPECIFICATION
- (3) NOT AVAILABLE IN -RA OR -RE OPTION
- (4) NOT AVAILABLE IN -RE OPTION

- (5) AVAILABLE IN -LL OPTION
- (6) AVAILABLE IN -LA OPTION
- (7) ON STYLE -08 -LA, RA: "C" = .230[5.84]±.005[0.13]±.008[0.20]
- (8) 1.220[30.99] POST FOR STRAIGHT PIN VERSION

\* SQUARE END OF PIN (T-1RS7-01-XXX-2 SHOULD BE LOCATED AT "C" DIMENSION DURING FILL PROCESS. (SEE FIG. 6)

**PROPRIETARY NOTE**  
THIS DOCUMENT CONTAINS CONFIDENTIAL AND PROPRIETARY INFORMATION AND ALL DESIGN, MANUFACTURING, REPRODUCTION, USE, PATENT RIGHTS AND SALES RIGHTS ARE EXPRESSLY RESERVED BY SAMTEC, INC. THIS DOCUMENT SHALL NOT BE DISCLOSED, IN WHOLE OR PART, TO ANY UNAUTHORIZED PERSON OR ENTITY NOR REPRODUCED, TRANSFERRED OR INCORPORATED IN ANY OTHER PROJECT IN ANY MANNER WITHOUT THE EXPRESS WRITTEN CONSENT OF SAMTEC, INC.

DO NOT SCALE DRAWING  
SHEET SCALE: 3:1



520 PARK EAST BLYD, NEW ALBANY, IN 47150  
PHONE: 812-944-6733 FAX: 812-948-5047  
e-Mail info@SAMTEC.com code 55322

DESCRIPTION:  
.025[0.64] SQ. POST TERMINAL STRIP ASSEMBLY  
DWG. NO.  
**TSW-XXX-XX-XXX-X-XX-XXX**  
BY: KOLB 08/24/1988 SHEET 6 OF 6

## X-ON Electronics

Largest Supplier of Electrical and Electronic Components

*Click to view similar products for [Headers & Wire Housings](#) category:*

*Click to view products by [Samtec](#) manufacturer:*

Other Similar products are found below :

[95000-104TRLF](#) [10135584-644402LF](#) [DF62W-EP2022PCA](#) [95000-106TRLF](#) [DF62W-2022SCA](#) [DF62W-EP2022PC](#) [2203348](#) [DF62W-2022SC](#) [1084018](#) [1029039](#) [1084017](#) [802-10-012-10-002000](#) [1112640](#) [1112639](#) [000-34000](#) [0009482033](#) [0009507031](#) [57102-S06-03LF](#) [57202-S52-04LF](#) [PCN6-15S-2.5E](#) [0039019024](#) [58102-G61-06LF](#) [582553-1](#) [0009485154](#) [0009508121](#) [0022285053](#) [0050291907](#) [018731A](#) [LY20-4P-DT1-P1E-BR](#) [02.125.8002.8](#) [60101931](#) [60598-1 \(Cut Strip\)](#) [M1625-3R/100](#) [61062-3](#) [61082-181009](#) [636-1427](#) [638009-1](#) [641938-9](#) [641991-4](#) [644168-1](#) [647662-1](#) [65039-019ELF](#) [65817-002LF](#) [65817-015LF](#) [65863-015LF](#) [66207-023LF](#) [67016-026LF](#) [67046-001LF](#) [67095-007LF](#) [67230-005LF](#)