

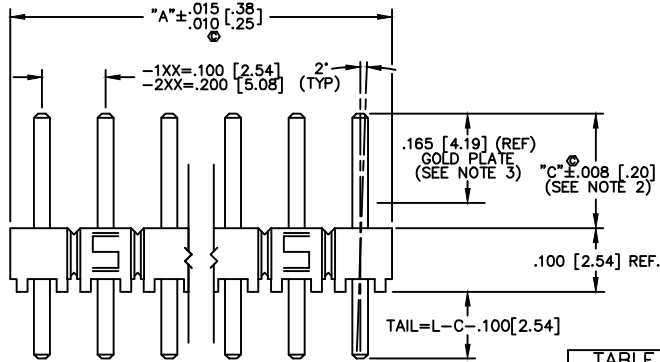
DO NOT SCALE FROM THIS PRINT

TERMINAL SPEC	PIN #1	PIN #2	PIN #3
-05	T-1S6-21-X-2	N/A	N/A
-06	T-1S6-18-X-2	N/A	N/A
-07	T-1S6-07-X-2	T-1S6-15-X-2	T-1S6-10-X-2
-08	T-1S6-08-X-2	T-1S6-09-X-2	T-1S6-11-X-2
-09	T-1S6-09-X-2	T-1S6-11-X-2	T-1S6-20-X-2
-10	T-1S6-10-X-2	T-1S6-12-X-2	T-1S6-13-X-2
-11	T-1S6-11-X-2	T-1S6-20-X-2	T-1S6-19-X-2
-12	T-1S6-12-X-2	T-1S6-13-X-2	T-1S6-14-X-2
-13	T-1S6-13-X-2	T-1S6-14-X-2	N/A
-21	T-1S6-14-X-2	N/A	N/A
-22	T-1S6-15-X-2	T-1S6-10-X-2	T-1S6-12-X-2
-23	T-1S6-16-X-2	N/A	N/A
-24	T-1S6-17-X-2	N/A	N/A
-27	T-1S6-19-X-2	N/A	N/A
-28	T-1S6-20-X-2	T-1S6-19-X-2	N/A

LEAD STYLE	MAXIMUM STRAIGHT	MAXIMUM W/RA	MAXIMUM W/RE
-05	.235 [5.97]	N/A	N/A
-06	.200 [5.08]	N/A	N/A
-07	.330 [8.38]	.130 [3.30]	N/A
-08	.430 [10.92]	.230 [5.84]	.130 [3.30]
-09	.630 [16.00]	.430 [10.92]	.330 [8.38]
-10	.730 [18.54]	.530 [13.46]	.430 [10.92]
-11	.830 [21.08]	.630 [16.00]	.530 [13.46]
-12	.930 [23.62]	.730 [18.54]	.630 [16.00]
-13	1.130 [28.70]	.930 [23.62]	.830 [21.08]
-21	1.330 [33.78]	1.130 [28.70]	1.030 [26.16]
-22	.530 [13.46]	.330 [8.38]	.230 [5.84]
-23	.345 [8.76]	.145 [3.68]	N/A
-24	.380 [9.65]	.180 [4.57]	N/A
-27	1.230 [31.24]	1.030 [26.16]	.930 [23.62]
-28	1.030 [26.16]	.830 [21.08]	.730 [18.54]

1. TERMINAL PUSHOUT FORCE: 3 LBS. MIN.
2. HEIGHT VARIATION BETWEEN ANY TWO ROWS SHALL BE .005[0.13] MAX (R.A. TAIL N/A)
3. ASSEMBLE GOLD PLATE END AS SHOWN.
4. NOTE DELETED.
5. (C) REPRESENTS CRITICAL DIMENSION.
6. TOW & SWAY SPEC OF 2' APPLIES TO ALL POSITIONS, POST & TAIL, IN ALL DIRECTIONS.
7. -STL PLATING AVAILABLE IN LEAD STYLES -07, -08, -10, -16, -17, & -21. STRAIGHT THROUGH HOLE ONLY.
8. ORIENTATE PINS TO REDUCE THE NUMBER OF BANDOLIER MARKS IN THE POST AREA. (SEE TABLE 6)
9. NOTE DELETED.
10. MAXIMUM CUT FLASH: .020[0.51]
11. TABLE 5 IS A REFERENCE FOR INDIVIDUAL PIN LENGTHS AS LISTED ON THE T-1S6 COMPONENT PRINT AND NOT THE TERMINAL SPEC IN TABLE 1 OR IN THE PART CALLOUT.
12. MUST USE T-30193-13 (2 1/2" BLADES) TO CUT -T AND -Q PARTS.

ASSEMBLY INSTRUCTIONS



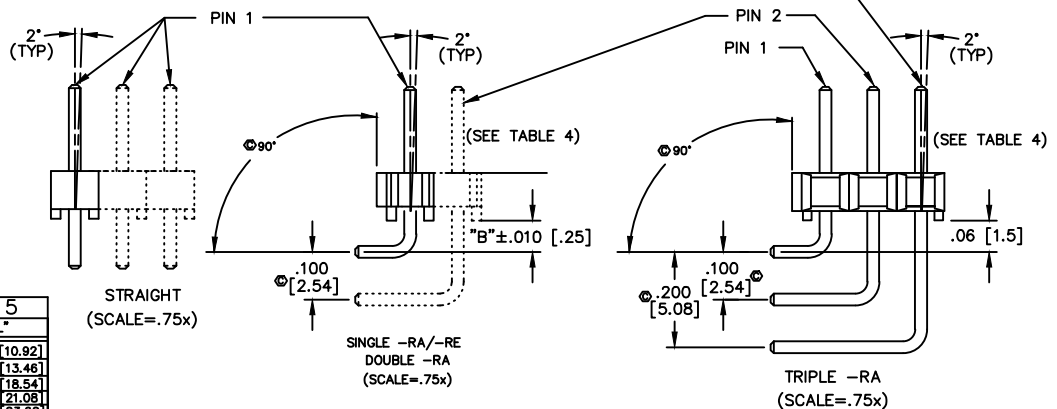
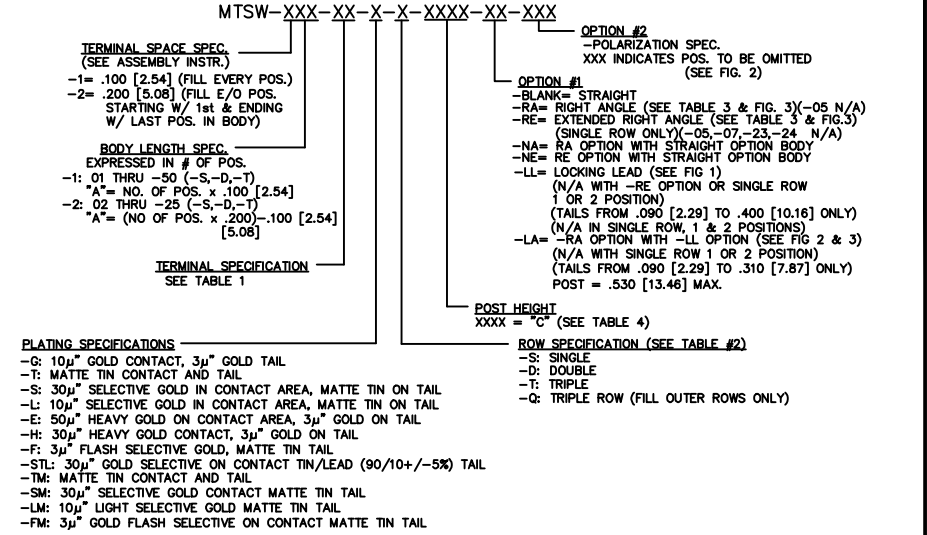
BODY SPECIFICATION		TABLE 3	
ROW/OPTION	USE BODY	-XX	"B"
-S/-S-NA/-S-NE	TSW-50-S	-RA	.060 [1.52]
-S-RA/-S-RE	TSW-50-S-RA	-RE	.160 [4.06]
-D/-D-NA/-D-NE	RTSW-50-D *		
-D-RA	TSW-50-D-RA		
-T/-T-NA/-T-NE	TSW-50-T		
-T-RA	TSW-50-T-RA		
-Q	TSW-50-T		

LENGTH	"L"
-07	.430 [10.92]
-08	.530 [13.46]
-09	.730 [18.54]
-10	.830 [21.08]
-11	.930 [23.62]
-12	1.030 [26.16]
-13	1.230 [31.24]
-14	1.430 [36.32]
-15	.630 [16.00]
-16	.445 [11.30]
-17	.480 [12.19]
-18	.300 [7.62]
-19	1.330 [33.78]
-20	1.130 [28.70]
-21	.335 [8.51]

* RTSW FOR HAND FILL. TSW FOR MACHINE FILL.
TSW AND RTSW ARE INTERCHANGEABLE.

SEE NOTE 11
* REF FOR PIN LENGTH, SHT 1

DIMENSIONS ARE IN INCHES		TOLERANCES ARE:		TITLE: ASSEMBLY,	DWG NO:
ONE PLACE DECIMALS ±.1 [3]	THREE PLACE DECIMALS ±.005 [.13]	ANGLES ± 2°		.025 [.64] SQ. POST	MTSW-XXX-XX-X-XXXX-XX-XXX
TWO PLACE DECIMALS ±.01 [.3]	FOUR PLACE DECIMALS ±.0020 [.051]			TERMINAL STRIP	SHEET 1 OF 3



PROPRIETARY NOTE
THIS DOCUMENT CONTAINS INFORMATION CONFIDENTIAL AND PROPRIETARY TO SAMTEC INC AND SHALL NOT BE REPRODUCED OR TRANSMITTED IN ANY FORM OR BY ANY MEANS, ELECTRONIC OR MECHANICAL, INCLUDING PHOTOCOPYING, RECORDING, OR BY ANY INFORMATION STORAGE AND RETRIEVAL SYSTEM, WITHOUT THE WRITTEN CONSENT OF SAMTEC INC.

MATERIAL:
BODIES:
GLASS FILLED POLYESTER
COLOR: BLACK
TERMINALS:
PHOSPHER BRONZE

EXISPROD/ASSEMBLY/100
MTSW-ASM

520 PARK EAST BLVD. NEW ALBANY, INDIANA 47150
PHONE (812) 944-6733 P.O. BOX 1147
CODE 55322

MADE BY: PURVIS 2-17-87

MTSW-XXX-XX-X-XXXX-XX-XXX
SHEET 1 OF 3

X-ON Electronics

Largest Supplier of Electrical and Electronic Components

Click to view similar products for [Headers & Wire Housings](#) category:

Click to view products by [Samtec](#) manufacturer:

Other Similar products are found below :

[95000-104TRLF](#) [10135584-644402LF](#) [DF62W-EP2022PCA](#) [95000-106TRLF](#) [DF62W-2022SCA](#) [DF62W-EP2022PC](#) [2203348](#) [DF62W-2022SC](#) [1084018](#) [1029039](#) [1084017](#) [802-10-012-10-002000](#) [1112640](#) [1112639](#) [000-34000](#) [0009482033](#) [0009507031](#) [57102-S06-03LF](#) [57202-S52-04LF](#) [PCN6-15S-2.5E](#) [0039019024](#) [58102-G61-06LF](#) [582553-1](#) [0009508121](#) [0022285053](#) [0050291907](#) [018731A](#) [LY20-4P-DT1-P1E-BR](#) [02.125.8002.8](#) [60101931](#) [60598-1 \(Cut Strip\)](#) [M1625-3R/100](#) [61062-3](#) [61082-181009](#) [636-1427](#) [638009-1](#) [641938-9](#) [641991-4](#) [644168-1](#) [647662-1](#) [65039-019ELF](#) [65817-002LF](#) [65817-015LF](#) [65863-015LF](#) [66207-023LF](#) [67016-026LF](#) [67046-001LF](#) [67095-007LF](#) [67230-005LF](#) [68002-116](#)