




(1.27 mm) .050"

FTSH SERIES

# THROUGH-HOLE MICRO HEADER



## SPECIFICATIONS

For complete specifications see [www.samtec.com?FTSH](http://www.samtec.com?FTSH)

### Insulator Material:

Black Liquid Crystal Polymer  
Terminal Material: Phosphor Bronze

### Plating:

Sn or Au over 50 μ" (1.27 μm) Ni  
Current Rating (FTSH/CLP): 3.3 A per pin (1 pin powered per row)

Operating Temp Range: -55 °C to +125 °C

RoHS Compliant: Yes

## PROCESSING

Lead-Free Solderable: Yes

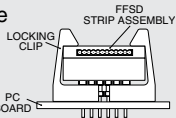
## RECOGNITIONS

For complete scope of recognitions see [www.samtec.com/quality](http://www.samtec.com/quality)



## LOCKING CLIP

For single mating cycle with the FFSD. Specify -LC after tail option. Lead Style -01 and 10 pins/row minimum. 5-9 pins/row not available in combination with keying shroud (-K).



## ALSO AVAILABLE (MOQ Required)

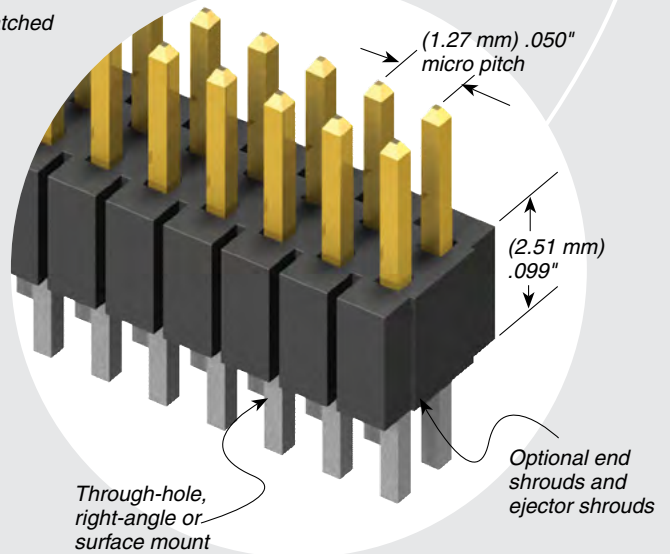
- Molded Pick & Place pads
  - Other platings
- Contact Samtec.

Note: See SFM/TFM for positive alignment feature.  
Note: Some sizes, styles and options are non-standard, non-returnable.

Board Mates: CLP, FLE

Cable Mates: FFSD, FFTP

Impedance matched for high-speed applications (Mated with CLP Series)



Mates with socket strips or IDC cable

Through-hole, right-angle or surface mount

Optional end shrouds and ejector shrouds

FTSH	1	NO. PINS PER ROW	LEAD STYLE	PLATING OPTION	D	OPTION	TAIL OPTION	OTHER OPTIONS
02 thru 50			Specify LEAD STYLE from chart	-F = Gold flash on post, Matte Tin on tail		Leave blank for Right-angle -“XXX” = Polarized Position (Specify position of omitted pin) (Not available with -EX options)	Leave blank for straight tail -RA = Right-angle	-ES = End Shroud (Style -02 & -03) 9 pins/row min. -EP = End Shroud with Guide Post (Style -02 & -03) 9 pins/row min. -EL = End Shroud with Board Lock (Style -02 & -03) 9 pins/row min. -EJ = Ejector Shroud (Style -01 only) 10 pins/row min. 25 pins/row max. -RA not available -K = Keying Shroud for mating with FFSD (Style -01 only, 05, 08, 10, 13, 17, 20 & 25 pins/row only and 13, 17, 20 & 25 only with -EJ option)

LEAD STYLE	A	MATES WITH	OPTION	Z
-01	(3.05) .120	FFSD, CLP-DH	-ES	(1.55) .061
-02	(1.91) .075	FLE	-EJ	(15.77) .621
-03	(1.65) .065	CLP-D	-EP	(5.87) .231
-04	(3.81) .150	N/A	-EL	(6.53) .257

## X-ON Electronics

Largest Supplier of Electrical and Electronic Components

*Click to view similar products for [Headers & Wire Housings](#) category:*

*Click to view products by [Samtec](#) manufacturer:*

Other Similar products are found below :

[95000-104TRLF](#) [10135584-644402LF](#) [DF62W-EP2022PCA](#) [95000-106TRLF](#) [DF62W-2022SCA](#) [DF62W-EP2022PC](#) [2203348](#) [DF62W-2022SC](#) [1084018](#) [1029039](#) [1084017](#) [802-10-012-10-002000](#) [1112640](#) [1112639](#) [000-34000](#) [0009482033](#) [0009507031](#) [57102-S06-03LF](#) [57202-S52-04LF](#) [PCN6-15S-2.5E](#) [0039019024](#) [58102-G61-06LF](#) [582553-1](#) [0009485154](#) [0009508121](#) [0022285053](#) [0050291907](#) [018731A](#) [LY20-4P-DT1-P1E-BR](#) [02.125.8002.8](#) [60101931](#) [60598-1 \(Cut Strip\)](#) [M1625-3R/100](#) [61062-3](#) [61082-181009](#) [636-1427](#) [638009-1](#) [641938-9](#) [641991-4](#) [644168-1](#) [647662-1](#) [65039-019ELF](#) [65817-002LF](#) [65817-015LF](#) [65863-015LF](#) [66207-023LF](#) [67016-026LF](#) [67046-001LF](#) [67095-007LF](#) [67230-005LF](#)