


RoHS  HF 435 Series Fuse

Description



The 435 Series are fast-acting surface mount thin-film fuses. Their ultra-small size (0402 size) makes them ideal for secondary protection of circuits used in space constrained applications such as hand-held portable electronic devices.

This series is 100% lead-free and meet the requirements of the RoHS directive. New Halogen-Free 435 Series fuses are available—to order use the “HF” suffix. See Part Numbering section for additional information.

Features

- 35A interrupt rating at 32VDC
- Small size with current ratings of 0.25 to 5.0 amperes
- RoHS compliant, lead-free and halogen-free
- Maximum protection of sensitive circuits as fuses are designed to open consistently in <5sec at 200% overload.
- Enhanced Breaking Capacity, High I²t

Agency Approvals

AGENCY	AGENCY FILE NUMBER	AMPERE RANGE
	E10480	0.250 - 5.0A
	029862_0_000	0.250 - 5.0A

Electrical Characteristics for Series



% of Ampere Rating	Opening Time at 25°C
100%	4 hours, Minimum
200%	5 sec., Maximum
300%	0.2 sec., Maximum

Applications

Secondary protection for space constrained applications such as:

- Cell phones
- Battery packs
- Digital cameras
- DVD players
- Hard disk drives.

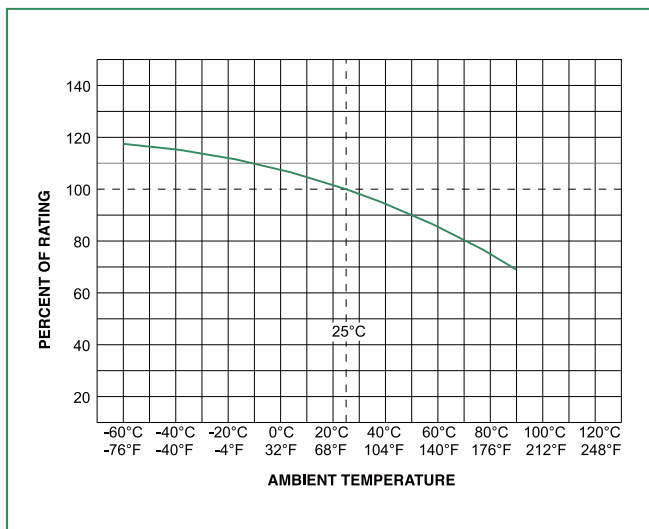
Electrical Specifications by Item

Ampere Rating (A)	Amp Code	Max Voltage Rating (V)	Interrupting Rating	Nominal Cold Resistance (Ohms)	Nominal Melting I ² t (A ² sec)	Nom Voltage Drop (mV)	Nom Power Dissipation (W)	Agency Approvals	
									
0.250	.250	32	35A @32V DC	0.400	0.0025	110.53	0.027635	x	x
0.375	.375	32		0.1930	0.0035	84.64	0.03174	x	x
0.500	.500	32		0.1600	0.0053	93.35	0.04668	x	x
0.750	.750	32		0.1050	0.0120	101.84	0.07638	x	x
1.00	001.	32		0.0730	0.0200	87.45	0.08745	x	x
1.25	1.25	32		0.0600	0.0350	96.37	0.12046	x	x
1.50	01.5	32		0.0470	0.0560	86.70	0.13005	x	x
1.75	1.75	32		0.0390	0.0750	81.13	0.14198	x	x
2.00	002.	32		0.0300	0.1000	70.62	0.14120	x	x
2.50	02.5	32		0.0185	0.1560	55.25	0.13813	x	x
3.00	003.	32		0.0165	0.2032	60.58	0.18740	x	x
3.50	03.5	32		0.0135	0.3017	57.84	0.20244	x	x
4.00	004.	32		0.0115	0.3084	57.00	0.22800	x	x
5.00	005.	32		0.0085	0.5310	52.44	0.26220	x	x

1. Measured at 10% of rated current, 25°C.

2. Measured at rated voltage.

Temperature Derating Curve



Note:

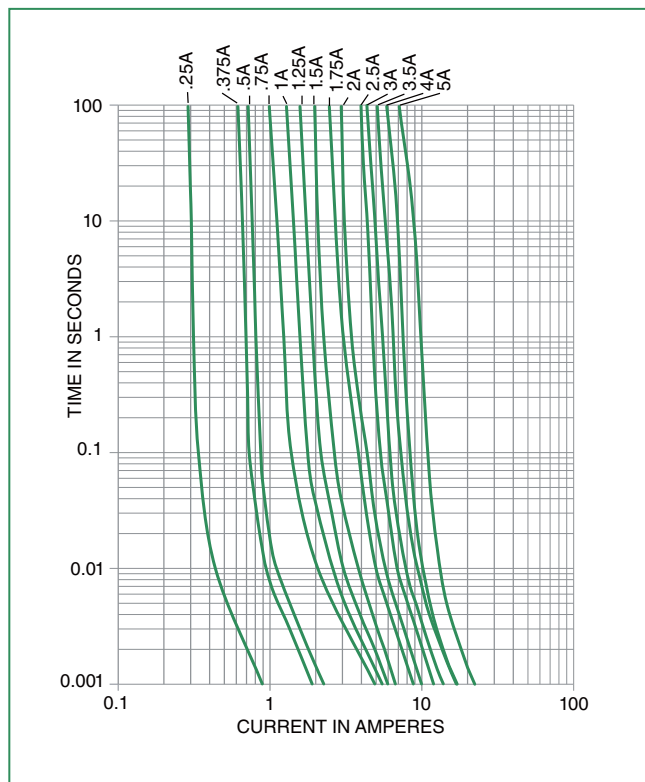
- Derating depicted in this curve is in addition to the standard derating of 25% for continuous operation.

Example:

For continuous operation at 70 degrees celsius, the fuse should be derated as follows:

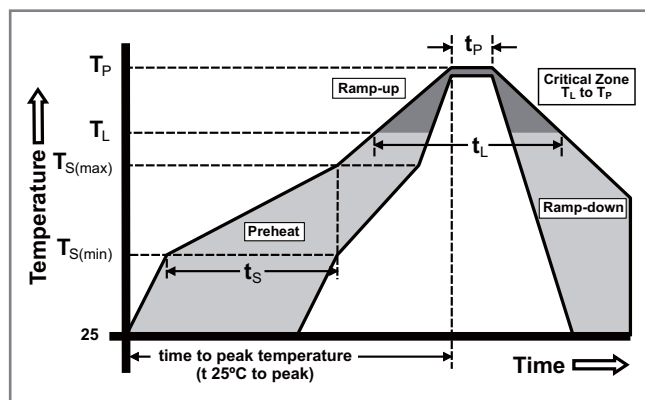
$$I = (0.75)(0.80)I_{RAT} = (0.60)I_{RAT}$$

Average Time Current Curves



Soldering Parameters

Reflow Condition		Pb – Free assembly
Pre Heat	- Temperature Min ($T_{s(min)}$)	150°C
	- Temperature Max ($T_{s(max)}$)	200°C
	- Time (Min to Max) (t_s)	60 – 120 secs
Average ramp up rate (Liquidus Temp (T_L) to peak)		5°C/second max
$T_{s(max)}$ to T_L - Ramp-up Rate		5°C/second max
Reflow	- Temperature (T_L) (Liquidus)	217°C
	- Temperature (t_L)	60 – 150 seconds
Peak Temperature (T_p)		250 ^{+0/-5} °C
Time within 5°C of actual peak Temperature (t_p)		20 – 40 seconds
Ramp-down Rate		5°C/second max
Time 25°C to peak Temperature (T_p)		8 minutes Max.
Do not exceed		260°C



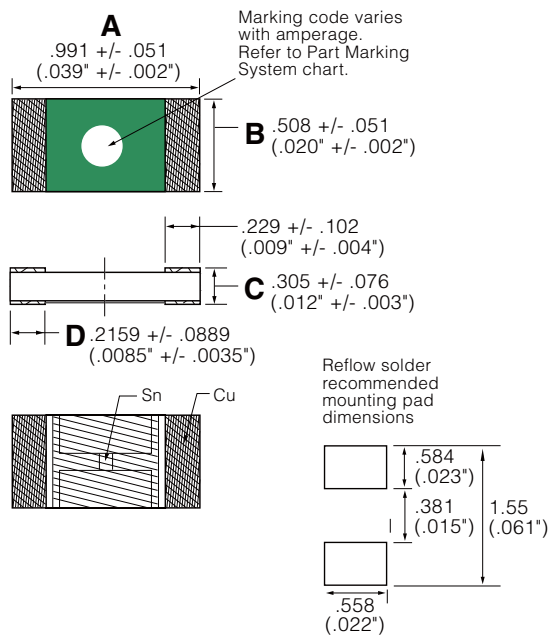
Wave Soldering	260°C, 10 seconds max.
----------------	------------------------

Product Characteristics

Materials	Body: Epoxy / Glass Substrate; Parts with 'HF' suffix: Halogen Free Epoxy / Glass Terminations: 100% Tin over Nickel over Copper Device Weight: 0.316mg
Terminal Strength	MIL-STD-202F, Method 211A, Test Condition A
Insulation Resistance	After Opening: Greater than 10,000Ohms

Operating Temperature	-55°C to 90°C. Consult temperature derating curve chart. For operation above 90°C please contact Littelfuse.
Thermal Shock	Withstands 5 cycles of -55°C to 125°C
Vibration	MIL-STD-202F

Dimensions

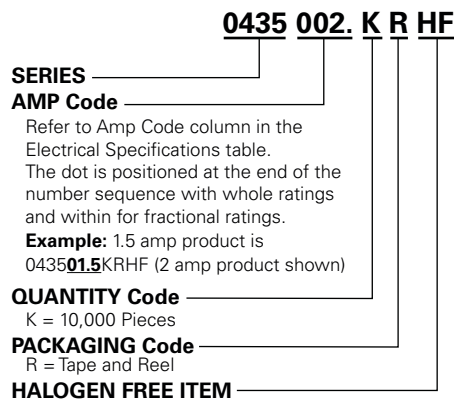


	A	B	C	D
inch min	0.037	0.018	0.009	0.005
inch max	0.041	0.022	0.015	0.012
mm min	0.94	0.457	0.229	0.127
mm max	1.04	0.559	0.381	0.305

Part Marking System

Amp Code	Marking Code
.250	
.375	
.500	
.750	
001.	
1.25	
01.5	
1.75	
002.	
02.5	
003.	
03.5	
004.	
005.	

Part Numbering System



Packaging

Packaging Option	Packaging Specification	Quantity	Quantity & Packaging Code
8mm Tape and Reel	EIA RS-481-2 (IEC 286, part 3)	10000	KR

X-ON Electronics

Largest Supplier of Electrical and Electronic Components

Click to view similar products for [Surface Mount Fuses](#) category:

Click to view products by [Littelfuse](#) manufacturer:

Other Similar products are found below :

[FHC20402ADTP](#) [FT600-0500-2](#) [NFVC6125S0R50TRF](#) [SFT-125MA](#) [TF16SN2.00TTD](#) [TF16SN3.15TTD](#) [41921000000](#) [TR/3216LR-500MA](#) [CCP2B20TTE](#) [TR-3216FF4-R](#) [SST 1-1K](#) [SST 5 -1K](#) [SST 2-1K](#) [TR2-TCP500-R](#) [F60C500V12AS](#) [FCC16501ABTP](#) [FCC16102ABTP](#) [FHC16322ADTP](#) [0308.250UR](#) [0308.375UR](#) [0308.500UR](#) [0308.750UR](#) [0308001.UR](#) [030801.5UR](#) [FCC16202ABTP](#) [3-122-714](#) [3-122-720](#) [3-122-718](#) [3-122-712](#) [3-122-716](#) [03081.25UR](#) [CQ06LF 5A 32V](#) [CQ06LT 5A 32V](#) [SET 2A 125V \(G\)](#) [SET 1A 125V \(G\)](#) [SEF 10A 125V \(G\)](#) [SEF 3A 125V \(G\)](#) [SEF 4A 125V \(G\)](#) [SEF 6A 125V \(G\)](#) [SEF 7A 125V \(G\)](#) [SET 4A 125V \(G\)](#) [SET 3A 125V \(G\)](#) [SET 5A 125V \(G\)](#) [SET 7A 125V \(G\)](#) [F0603G0R03FNTR](#) [SKY87604-12](#) [SKY87604-11](#) [SKY87604-13](#) [0154002.DRL](#) [0154008.DRL](#)