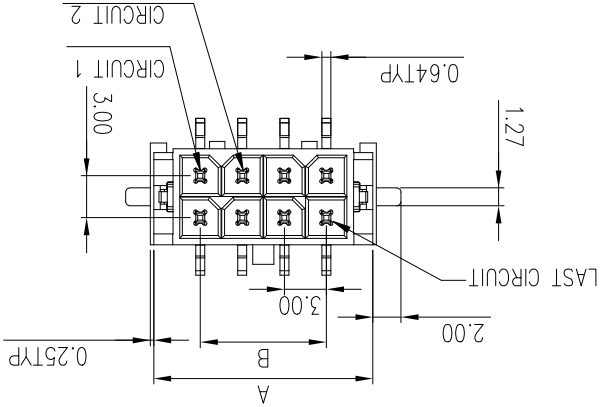
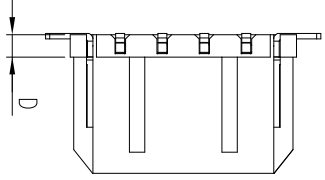


POS	A	B	C	D
02	6.65	NA	11.20	
04	9.65	3.00	14.20	6.74
06	12.65	6.00	17.20	
08	15.65	9.00	20.20	
10	18.65	12.00	23.20	
12	21.65	15.00	26.20	
14	24.65	18.00	29.20	
16	27.65	21.00	32.20	1.60
18	30.65	24.00	35.20	
20	33.65	27.00	38.20	
22	36.65	30.00	41.20	
24	39.65	33.00	44.20	

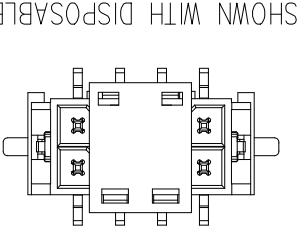
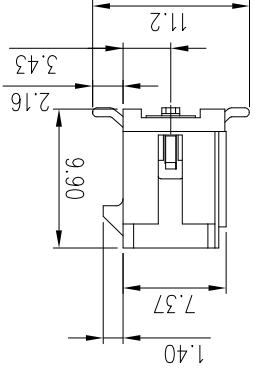
DIMENSION TABLE



PRODUCT NUMBER
SEE PART NO. SCHEME

PART NUMBER SCHEME:
10137926-XX X X X LF
NO OF POS. 02: 2 POS.
24: 24 POS.

PACKAGE
BLANK: TAPE&REEL WITH PICK UP CAP
1: TAPE&REEL WITHOUT PICK UP CAP
HSG MATERIAL
1: LCP, GLOW WIRE COMPATIBLE, BLACK
2: LCP, NON GLOW WIRE COMPATIBLE, BLACK
3: LCP, GLOW WIRE COMPATIBLE, NATURAL
4: LCP, NON GLOW WIRE COMPATIBLE, NATURAL
CONTACT PLATING
1: TIN
2: GOLD FLASH
3: 15u" Au, TIN ON SOLDER TAILS
4: 30u" Au, TIN ON SOLDER TAILS



SHOWN WITH DISPOSABLE CAP

mat'l. code	surface	tolerance	projection	product family	MINITEX PWR3.0
litr	ecn no	dr	date	tolerances unless otherwise specified	
A	TAI	2015-11-30			
B	TAI	2016-09-01			
C	TAI	2017-06-02			
D	TONY	2017-11-30			
E	TONY	2018-02-05			
engr	KENNY TAI	2015-11-26			
chr	KENNY TAI	2015-11-26			
opppd	PM ZHENG	2015-11-26			
sheet	revision	E	1	2	
index	sheet	1	2		

type	Product Customer Drawing
10137926	A4

type	Product Customer Drawing
10137926	A4

type	Product Customer Drawing
10137926	A4

type	Product Customer Drawing
10137926	A4

type	Product Customer Drawing
10137926	A4

type	Product Customer Drawing
10137926	A4

type	Product Customer Drawing
10137926	A4

type	Product Customer Drawing
10137926	A4

type	Product Customer Drawing
10137926	A4

type	Product Customer Drawing
10137926	A4

type	Product Customer Drawing
10137926	A4

type	Product Customer Drawing
10137926	A4

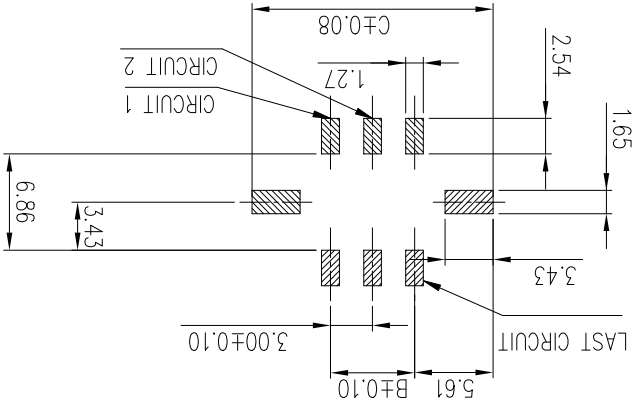
type	Product Customer Drawing
10137926	A4

type	Product Customer Drawing
10137926	A4

type	Product Customer Drawing
10137926	A4

- NOTES:
1. MATERIALS: HOUSING: OPTIONAL, UL94V-0, HALOGEN FREE. TERMINAL: COPPER ALLOY. HOLD DOWN: COPPER ALLOY.
2. FINISH: TERMINAL: OPTIONAL. HOLD DOWN: MATTE TIN. UNDER PLATING: NICKEL OVERALL.
3. PRODUCT SPECIFICATION: GS-12-1177. PACKAGE SPECIFICATION: GS-14-2359. THIS PART MATES WITH FCI RECEPTACLE WIRE CONNECTOR 10127716.
6. THIS PART IS APPLICABLE FOR REFLOW PROCESS WITH 260°C PEAK TEMPERATURE FOR 10 SECONDS.

RECOMMENDED PCB LAYOUT
GENERAL TOLERANCE: ±0.05
PCB THICKNESS=1.60MM



X-ON Electronics

Largest Supplier of Electrical and Electronic Components

Click to view similar products for [Power to the Board](#) category:

Click to view products by [Amphenol](#) manufacturer:

Other Similar products are found below :

[10131318-08512GRLF](#) [6450171-4](#) [6450552-7](#) [6600323-8](#) [6643429-1](#) [6646040-2](#) [6651939-1](#) [6766604-1](#) [120959-1](#) [1393557-2](#) [1393532-2](#)
[1393532-3](#) [1393532-4](#) [1393557-1](#) [1600812-5](#) [1-6450861-2](#) [1645595-1](#) [1743490-1](#) [1744132-7](#) [1761122-1](#) [1766169-1](#) [1766250-1](#) [18362](#)
[1892109-1](#) [1-967627-6](#) [2226808-1](#) [2-6450860-5](#) [2-6450860-6](#) [2-6450870-0](#) [93003-0502](#) [953552-1](#) [1-6450161-4](#) [1-6450850-6](#) [1645526-2](#) [1-](#)
[6600130-0](#) [1743419-1](#) [1766150-1](#) [2005243-2](#) [211110-1](#) [2-6600130-2](#) [TE34-12-16P-F0](#) [5-6450830-6](#) [5646956-4](#) [36662-0005](#) [40585-3000](#) [4-](#)
[6450830-9](#) [4-6600333-3](#) [51142-0214](#) [10134048-911LF](#) [10130248-005LF](#)