

Miniature PCB Relay PCJ

- 1 pole 3A/5A, 1 form A (NO) contact
- Sensitive coil 200mW
- Ambient temperature 85°C
- RoHS compliant (Directive 2002/95/EC)
- WG version : Product in accordance to IEC60335-1



F0276-C

Typical applications
Home appliances



Approvals

VDE 40009151, UL E58304, CSA LR48471-211, CQC 03001008593
Technical data of approved types on request

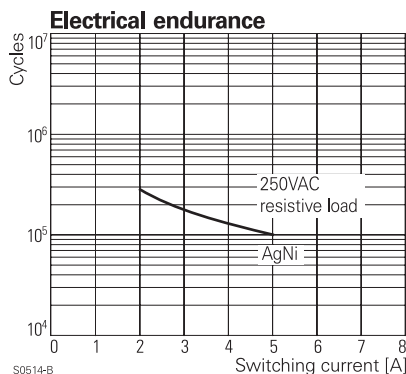
Contact Data

Contact arrangement	1 form A (NO)
Rated voltage	250VAC
Max. switching voltage	30VDC, 250VAC
Rated current	3A/5A
Switching power	1,250VA, 150W
Contact material	AgNi
Min. recommended contact load	100mA, 5VDC
Initial contact resistance	100mΩ at 1A, 6VDC
Frequency of operation, with/without load	1800/18000h ⁻¹
Operate/release time max.	10/4ms
Electrical endurance	
3A version: 250VAC, resistive,	100x10 ³ ops.
5A version: 250VAC, resistive,	100x10 ³ ops.

Contact ratings

Type	Contact	Load	Cycles
IEC 61810			
PCJ	form A (NO)	5A, 250VAC, cosφ=1, 85°C	100x10 ³
PCJ	form A (NO)	2A, 250VAC, cosφ=0.6, 85°C	100x10 ³
PCJ	form A (NO)	3A, 250VAC, cosφ=1, 105°C	100x10 ³
UL 508			
PCJ	form A (NO)	5A, 250VAC, general use, 85°C	6x10 ³
PCJ	form A (NO)	3A, 250VAC, cosφ=1, 85°C	100x10 ³
PCJ	form A (NO)	3A, 250VAC, cosφ=1, 105°C	100x10 ³

Mechanical endurance >10x10⁶ operations



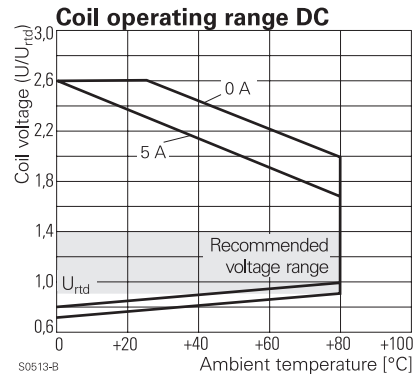
Coil Data

Coil voltage range	3 to 24VDC
Coil insulation system according UL	
Standard Version:	class 105 (A)
WG version:	class 155 (F)

Coil versions, DC coil

Coil code	Rated voltage VDC	Operate voltage VDC	Release voltage VDC	Coil resistance Ω±10%	Rated coil power mW
03	3	2.25	0.15	45	200
05	4	3.75	0.25	125	200
06	6	4.50	0.3	180	200
09	9	6.75	0.45	405	200
12	12	9.00	0.6	720	200
18	18	13.50	0.9	1620	200
24	24	18.00	1.2	2880	200

All figures are given for coil without pre-energization, at ambient temperature +23°C.



Insulation Data

Initial dielectric strength	
between open contacts	750V _{rms}
between contact and coil	4000V _{rms}
Initial surge withstand voltage	
between contact and coil	10000V _{rms}
Initial insulation resistance	1000MΩ
Clearance/creepage	
between contact and coil	≥ 7.5/8mm

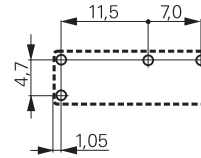
Miniature PCB Relay PCJ (Continued)

Other Data

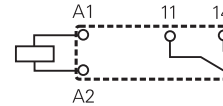
Material compliance: EU RoHS/ELV, China RoHS, REACH, Halogen content refer to the Product Compliance Support Center at www.te.com/customersupport/rohssupportcenter	
Ambient temperature	-40 to 85°C (105°C)
Category of environmental protection	IEC 61810
Vibration resistance (functional)	10 to 50Hz, 1.5mm double amplitude
Shock resistance (functional)	IEC 60068-2-27 (half sine) 98m/s ² , 11ms
Terminal type	PCB-THT
Weight	4g
Resistance to soldering heat THT	IEC 60068-2-20 260°C/5s
Packaging/unit	box/1000 pcs.

PCB layout / terminal assignment

Bottom view on solder pins

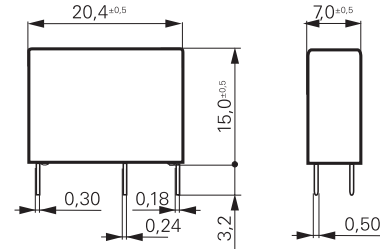


S-511-AA



S0511-AB

Dimensions



S0512-C

Product code structure

Typical product code

PCJ 1 12 D 3 M 301

Type	PCJ Miniature PCB Relay PCJ
Version	1 Single contact
Coil	Coil code: please refer to coil versions table
Coil power	D Standard 200mW
Contact material	3 AgNi
Contact arrangement	M 1 form A (NO) contact
Sealing	Blank Flux proof H Wash tight*
Suffix	301 Standard version WG Product in accordance with IEC 60335-1 (domestic appliances)*

*) Wash tight WG version on request

Miniature PCB Relay PCJ (Continued)

Product code	Version	Contact	Cont. material	Coil version	Coil	Sealing	Part number
PCJ-103D3M,301	3A	1 form A (NO)	AgNi	200mW	3VDC	Flux proof	1721081-1
PCJ-105D3M,301					5VDC		1721081-2
PCJ-106D3M,301					6VDC		1721081-3
PCJ-109D3M,301					9VDC		1721081-4
PCJ-112D3M,301					12VDC		1721081-5
PCJ-124D3M,301					24VDC		1721081-7
PCJ-103D3MH,301					5A		
PCJ-105D3MH,301	5VDC	1721081-9					
PCJ-106D3MH,301	6VDC	1-1721081-0					
PCJ-109D3MH,301	9VDC	1-1721081-1					
PCJ-112D3MH,301	12VDC	1-1721081-2					
PCJ-124D3MH,301	24VDC	1-1721081-4					
PCJ-103D3M-WG						3VDC	
PCJ-105D3M-WG					5VDC	1721547-2	
PCJ-106D3M-WG					6VDC	1721547-3	
PCJ-109D3M-WG					9VDC	1721547-4	
PCJ-112D3M-WG					12VDC	1721547-5	
PCJ-124D3M-WG					24VDC	1721547-7	
PCJ-103D3MH-WG							
PCJ-105D3MH-WG	5VDC	1721547-9					
PCJ-106D3MH-WG	6VDC	1-1721547-0					
PCJ-109D3MH-WG	9VDC	1-1721547-1					
PCJ-112D3MH-WG	12VDC	1-1721547-2					
PCJ-124D3MH-WG	24VDC	1-1721547-4					

X-ON Electronics

Largest Supplier of Electrical and Electronic Components

Click to view similar products for te connectivity manufacturer:

Other Similar products are found below :

[570416-000](#) [CLTEQ-M81CE-SSRELAY-4-20V](#) [4-1633138-8](#) [4-1195131-0](#) [650069-000](#) [SMD100-2](#) [DTS20W19-11PD-3028](#) [DTS20W19-11PD-3028-LC](#) [DTS20W19-32SD-3028-LC](#) [DTS20W19-32SD-3028](#) [NC6-P104-06](#) [TXR64AB90-3616AI](#) [DTS26F21-41HE](#) [DTS26F21-41AE](#) [DTS26F21-41PE-LC](#) [DTS26F21-11SE-3028-LC](#) [D38999/24WF32JE](#) [D38999/24WF32SE-LC](#) [DTS24W19-32HE](#) [D38999/20JB35HA](#) [D38999/24WJ20PA](#) [164-8033-08](#) [D38999/24FF32JE](#) [D38999/24FF32SE-LC](#) [D38999/24WF32JB](#) [D38999/24WG11HA](#) [D38999/24WG11HN](#) [MS27467T21F11H](#) [DJT16E21-11HA](#) [DTS24F19-32HE](#) [DTS20W19-32SA-3028-LC](#) [DTS24F19-11SC-3028-LC](#) [DTS24F19-11SC-3028](#) [DJT14E13-98HB](#) [D38999/20WC8BB](#) [1-330599-5](#) [DTS24F21-41HN-LC](#) [DTS24F21-41HN](#) [DTS24F21-41AN](#) [DTS24F21-39HN](#) [DTS24F21-41PN-LC](#) [AFD50-10-6SN-1A-LC](#) [DJT10F17-26HC](#) [DTS24W19-32HB](#) [ACT20JE99HA](#) [DJT10E17-26HC](#) [DJT10E17-26HN](#) [DJT10F17-26HA](#) [DJT16F17-26HB](#) [MS27467T21F11J](#)