

## Type HS Series

### Key Features

- **Established product with proven reliability**
  - Leading the way with over 50 years of design and manufacturing experience
- **5 Watts to 300 Watts (500 Watt and 1000 Watt versions available)**
  - Largest range on the market
- **Versatile product**
  - Bench mark in every industry
- **Custom designs**
  - Windings, terminations, mountings - We have a solution for your application
- **Low resistance, low inductance and higher voltage versions available**
  - Specialising the standard



TE Connectivity are the leading European supplier of standard and custom designed aluminium housed resistors for general-purpose use, power supplies, power generation and the traction industry. The HS is a range of extremely stable, high quality wire wound resistors capable of dissipating high power in a limited space with relatively low surface temperature. The power is rapidly dissipated as heat through the aluminium housing to a specified heatsink.

The resistors are made from quality materials for optimum reliability and stability. TE can test resistors to conform to relevant international, MIL or customer specifications.

TE are happy to advise on the use of resistors for pulse applications and to supply information for high voltage use and low-ohmic value, alternative mountings and termination type.

### Applications

- **Braking Resistor**
- **Balancing Resistor**
- **Capacitor Charging & Discharging**
- **Crowbar**
- **Filter**
- **Electrical Machinery general use**
- **Available through Distribution**

### Characteristics - Electrical HSA & HSC - 5 Watts to 75 Watts

	HSA5	HSA10	HSA25	HSA50	HSC75
<b>Dissipation @ 25°C with Heatsink (Watts):</b>	10	16	25	50	75
<b>Without Heatsink:</b>	5.5	8	12.5	20	45
<b>Ohmic Value Min (Ohms):</b>	R01	R01	R01	R01	R05
<b>Max:</b>	10K	15K	36K	100K	50K
<b>Max. Working Voltage (DC or ACrms) Volts:</b>	160	265	550	1250	1400
<b>Dielectric Strength (AC Peak) Volts:</b>	1400	1400	2500	2500	5000
<b>Stability (% resistance change, 1000 hours) (%):</b>	1	1	1	1	2
<b>Standard Heatsink - Area (mm<sup>2</sup>):</b>	41500	41500	53500	53500	99500
<b>Thickness (mm):</b>	1	1	1	1	3
<b>Number of Mounting Holes:</b>	2 hole	2 hole	2 hole	2 hole	4 hole

### Characteristics - Electrical HSC - 100 Watts to 300 Watts

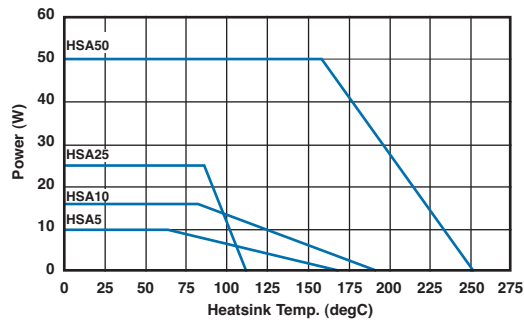
	HSC100	HSC150	HSC200	HSC250	HSC300
<b>Dissipation @ 25°C with Heatsink (Watts):</b>	100	150	200	250	300
<b>Without Heatsink:</b>	50	55	50	60	75
<b>Ohmic Value Min (Ohms):</b>	R05	R10	R10	R10	R10
<b>Max:</b>	100K	100K	50K	68K	82K
<b>Max. Working Voltage (DC or ACrms) Volts:</b>	1900	2500	1900	2200	2500
<b>Dielectric Strength (AC Peak) Volts:</b>	5000	5000	5600	5600	5600
<b>Stability (% resistance change, 1000 hours) (%):</b>	2	2	3	3	3
<b>Standard Heatsink - Area (mm<sup>2</sup>):</b>	99500	99500	375000	476500	578000
<b>Thickness (mm):</b>	3	3	3	3	3
<b>Number of Mounting Holes:</b>	4 hole	4 hole	6 hole	6 hole	6 hole

## Type HS Series

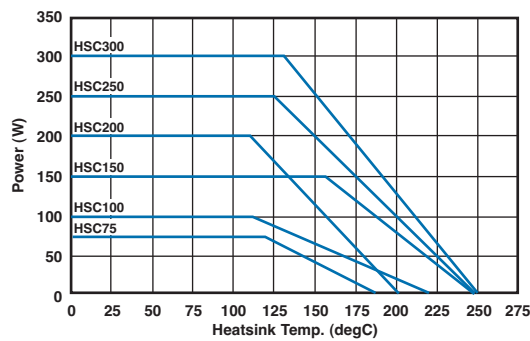
### Characteristics - Electrical

<b>Long Term Stability:</b>	For improvements in long-term stability, resistors must be derated as follows; for 50% of stated $\Delta R$ maximum dissipation must not exceed 70% of rating; for 25% of stated $\Delta R$ maximum, dissipation must not exceed 50% of rating
<b>Insulation Resistance:</b>	Dry: 10,000M $\Omega$ minimum. After moisture test: 1000M $\Omega$ minimum.
<b>Heat Dissipation:</b>	Although the use of proprietary heat sinks with lower thermal resistance is acceptable, up rating is not recommended. The use of proprietary heat sink compound to improve thermal conductivity is recommended for optimum performance of all sizes but essential for HSC200, HSC250 & HSC300
<b>Specification:</b>	Temperature coefficient below 100R, 50ppm/ $^{\circ}$ C Temperature coefficient above 100R, 30ppm/ $^{\circ}$ C Tolerance, 5% standard: 10%, 3%, 2%, 0.5% & 0.25% available Tolerance for values below R10, 10% standard

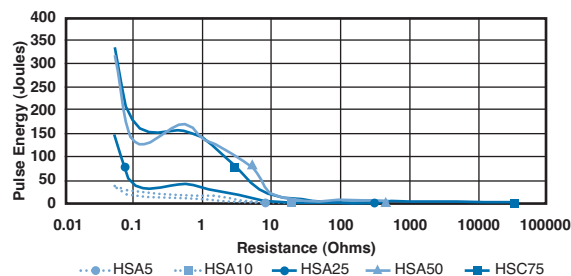
### Derating Curve HSA5 to HSA50



### Derating Curve HSC75 to HSC300

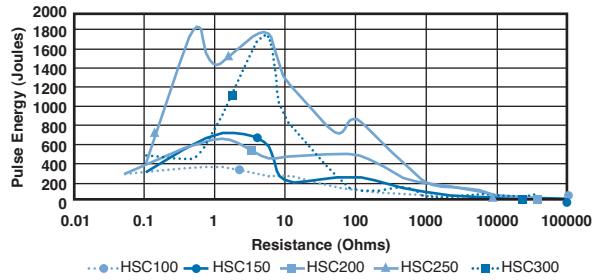


### Pulse Energy HSA5 to HSC75

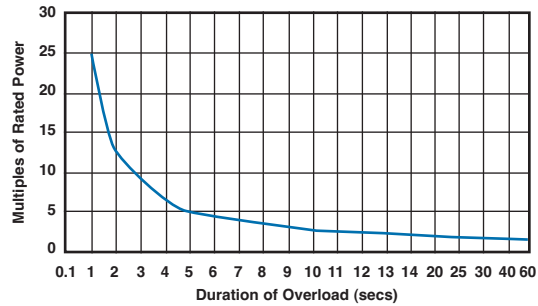


## Type HS Series

### Pulse Energy HSC100 to HSC300

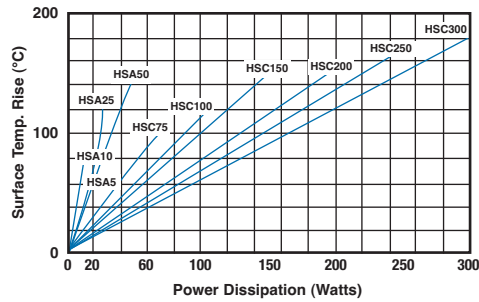


### Power Overload



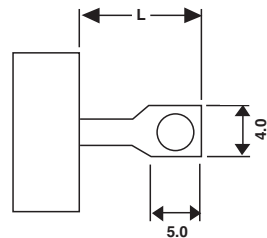
This graph indicates the amount that the rated power (at 20°C) of the standard HS Series resistor may be increased for overloads of 100mS to 60S

### Surface Temperature Rise



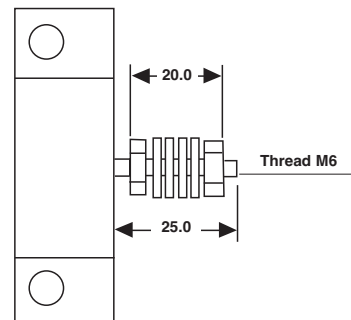
For resistor mounted on standard heatsink, related to power dissipation

### Product Specifications - HSA5 - HSC150



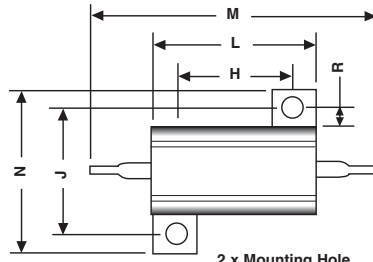
Type	L
HSA5, 10	7
HSA25, 50	10
HSC75, 100, 150	8

### HSC200 - HSC300



## Type HS Series

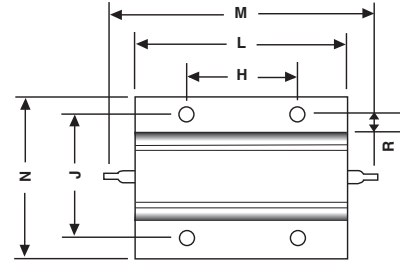
### Dimensions - HSA5 - HSA50



2 x Mounting Hole

- HSA5 - 2.4mm
- HSA10 - 2.4mm
- HSA25 - 3.3mm
- HSA50 - 3.3mm

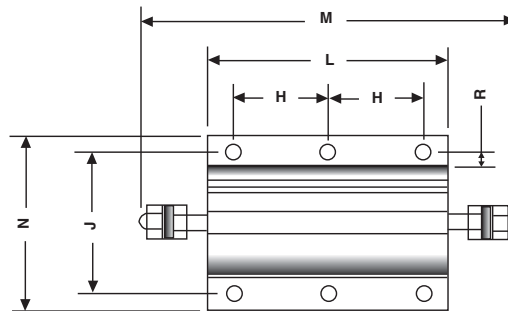
### HSC75 - HSC150



4 x Mounting Hole

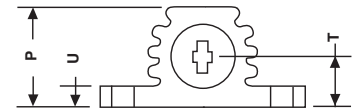
- HSC75 - 4.4mm
- HSC100 - 4.4mm
- HSC150 - 4.4mm

### HSC200+



6 x Mounting Hole

- HSC200 - 5.3mm
- HSC250 - 5.3mm
- HSC300 - 6.5mm



Type	H±0.3	J±0.3	K±0.2	L Max	M Max	N Max	P Max	R Min	T±0.5	U Max
HSA5	11.3	12.4	2.4	17.0	30.0	17.0	9.0	1.9	4.3	2.5
HSA10	14.3	15.9	2.4	21.0	36.5	21.0	11.0	1.9	5.2	3.2
HSA25	18.3	19.8	3.3	29.0	51.0	28.0	15.0	2.8	7.2	3.2
HSA50	39.7	21.4	3.3	51.0	72.5	30.0	17.0	2.8	8.2	3.2
HSC75	29.0	37.0	4.4	49.0	71.0	47.5	26.0	5.0	11.5	3.5
HSC100	35.0	37.0	4.4	65.5	87.5	47.5	26.0	5.0	11.5	3.5
HSC150	58.0	37.0	4.4	98.0	122.0	47.5	26.0	5.0	11.5	3.5
HSC200	35.0	57.2	5.3	90.0	143.0	73.0	42.0	5.6	20.25	5.3
HSC250	44.5	57.2	5.3	109.0	163.0	73.0	42.0	5.6	20.25	5.3
HSC300	52.0	59.0	6.5	128.0	180.0	73.0	42.0	5.6	20.25	5.3

### How to Order

HS	A	50	680R	J
<b>Common Part</b>	<b>Mounting Style</b>	<b>Power Rating</b>	<b>Resistance Value</b>	<b>Tolerance</b>
HS - Standard NHS - Low Inductance	A - Single Opposing mounting Feet B - Flange One Side C - Flange Two Sides	10 Watt = HSA5 16 Watt = HSA10 25 Watt = HSA25 50 Watt = HSA50 75 Watt = HSA75 etc	0.1ohm (100 mille ohms) R10 1ohm (1000 mille ohms) 1R0 1K (1000 ohms) 1KO	F - 1% G - 2% E - 3% J - 5% K - 10%

TE Connectivity, TE connectivity (logo) and TE (logo) are trademarks.  
Other logos, product and Company names mentioned herein may be trademarks of their respective owners.

While TE has made every reasonable effort to ensure the accuracy of the information in this datasheet, TE does not guarantee that it is error-free, nor does TE make any other representation, warranty or guarantee that the information is accurate, correct, reliable or current. TE reserves the right to make any adjustments to the information contained herein at any time without notice. TE expressly disclaims all implied warranties regarding the information contained herein, including, but not limited to, any implied warranties of merchantability or fitness for a particular purpose. The dimensions in this datasheet are for reference purposes only and are subject to change without notice. Specifications are subject to change without notice. Consult TE for the latest dimensions and design specifications.

## X-ON Electronics

Largest Supplier of Electrical and Electronic Components

*Click to view similar products for [Wirewound Resistors - SMD category:](#)*

*Click to view products by [Royal Ohm manufacturer:](#)*

Other Similar products are found below :

[SMW5120RJT](#) [SMW518RJT](#) [SMW524RJT](#) [SMW52R2JT](#) [SMW530RJT](#) [WSM24R99FLFTR](#) [RWS5 R47 J B](#) [RWS5 R68 F B](#) [SMW516RJT](#)  
[SMW52R7JT](#) [SMW57R5JT](#) [SMW5R33JT](#) [SMW5R39JT](#) [SMW551RJT](#) [SMW5R11JT](#) [RWS5 82R F B](#) [RWS5 1R F B](#) [RWS5 120R F B](#)  
[RWS5 10R F B](#) [RWS5 100R J B](#) [SMW51R2JT](#) [SMW512RJT](#) [ACS-10S-15R-J](#) [PRZDAWJW101B00](#) [SMW3300RJT](#) [RWS5 1R J B](#) [RWS5](#)  
[33R J B](#) [QL0000J0100200](#) [QL0000J0220200](#) [QL0000J0470100](#) [QL0000J047J100](#) [QL0050J0362000](#) [QL0050J0470000](#) [R100W-10R](#)  
[R100W-22R](#) [R150W-470R](#) [HEWRB0J0220600](#) [R200W-22R](#) [R50W-10R](#) [R50W-22R](#) [R50W-2R2](#) [R80W-47R](#) [SMW5R51JT](#) [SMW5R36JT](#)  
[SMW5R24JT](#) [SMW591RJT](#) [SMW52R4JT](#) [SMW513RJT](#) [SMW562RJT](#) [SMW53R0JT](#)