



U.I. Lapp GmbH	PRODUCT INFORMATION	
	ÖLFLEX® CLASSIC 110 BLACK 0,6/1 kV	14.11.2013



Suitable for outdoor use



Torsion-resistant



UV-resistant

Info

Good outdoor performance

Application range

Plant engineering Industrial machinery Heating and air-conditioning systems Power stations Stage applications
For fixed installation as well as occasional flexing at free, non-continuously recurring movement without tensile load
Suitable for direct burial
Suitable for torsional applications which are typical for the loop in wind turbine generators (WTG)

Design

Fine-wire strand made of bare copper wires
PVC insulation LAPP P8/1
PVC outer sheath, black (RAL 9005)

Norm references / Approvals

Based on VDE 0250-1 and HD 627-1 S1

Product features

Flame-retardant according IEC 60332-1-2
UV and weather-resistant according to ISO 4892-2
Ozone-resistant according to EN 50396

Remark

Unless specified otherwise, the shown product values are nominal values. Detailed values (e.g. tolerances) are available upon request.

Copper price basis: EUR 150/100kg. Refer to catalogue appendix T17 for the definition and calculation of copper-related surcharges.

Please find our standard lengths at: www.lappkabel.de/en/cable-standardlengths


Packaging size: coil \leq 30 kg or \leq 250 m, otherwise drum

Please specify the preferred type of packaging (e.g. 1 x 500 m drum or 5 x 100 m coils).

Photographs are not to scale and do not represent detailed images of the respective products.

*OD = Outer diameter

Product Management	Document: LAPP_PRO7EN.pdf	1 / 5
--------------------	---------------------------	-------

U.I. Lapp GmbH	PRODUCT INFORMATION	
	ÖLFLEX® CLASSIC 110 BLACK 0,6/1 kV	14.11.2013

Technical Data

Core identification code:	Black with white numbers acc. to VDE 0293-1
Classification:	ETIM 5.0 Class-ID: EC000104 ETIM 5.0 Class-Description: Control cable
Conductor stranding:	Fine wire according to VDE 0295, class 5/IEC 60228 class 5
Torsion movement in WTG:	TW-0 & TW-1, refer to Appendix T0
Minimum bending radius:	Static/Occ. moved: 4/15xOD*
Nominal voltage:	U ₀ /U: 600/1000 V
Test voltage:	4000 V
Protective conductor:	G = with GN-YE protective conductor X = without protective conductor
Temperature range:	Occasional flexing: -5°C to +70°C Fixed installation: -40°C to +80°C

Product Management	Document: LAPP_PRO7EN.pdf	2 / 5
--------------------	---------------------------	-------

ÖLFLEX® CLASSIC 110 BLACK 0,6/1 KV

14.11.2013

Part number	Number of cores and mm ² per conductor	Outer diameter (mm)	Copper index (kg/km)	Weight (kg/km)
ÖLFLEX® CLASSIC 110 BLACK				
1120232	2 X0,75	8,3	14.4	81
1120233	3 G0,75	8,7	21.6	93
1120234	3 X0,75	8,7	21.6	93
1120235	4 G0,75	9,2	29.0	108
1120237	5 G0,75	9,9	36.0	126
1120241	7 G0,75	10,7	51.0	162
1120248	12 G0,75	13,4	86.0	236
1120251	18 G0,75	15,4	130.0	334
1120259	41 G0,75	21,6	296.0	713
1120266	2 X1,0	8,6	19.2	98
1120267	3 G1,0	9.0	29.0	112
1120268	3 X1,0	9.0	29.0	112
1120269	4 G1,0	9,6	38.4	131
1120270	4 X1,0	9,6	38.4	131
1120271	5 G1,0	10,4	48.0	152
1120274	7 G1,0	11,1	67.0	196
1120280	12 G1,0	14.0	116.0	286
1120284	18 G1,0	16,1	173.0	419
1120290	25 G1,0	18,6	240.0	572
1120294	34 G1,0	21,3	326.0	764
1120298	41 G1,0	23,2	394.0	891
1120306	2 X1,5	9,6	29.0	123
1120307	3 G1,5	10,1	43.0	144
1120308	3 X1,5	10,1	43.0	144
1120309	4 G1,5	10,8	58.0	170
1120311	5 G1,5	11,7	72.0	199
1120314	7 G1,5	12,6	101.0	261
1120320	12 G1,5	16,1	173.0	399
1120322	14 G1,5	17.0	202.0	448
1120324	18 G1,5	18,8	259.0	547
1120328	25 G1,5	21,7	360.0	770

Part number	Number of cores and mm ² per conductor	Outer diameter (mm)	Copper index (kg/km)	Weight (kg/km)
1120330	34 G1,5	24,9	490.0	996
1120333	50 G1,5	29,8	720.0	1427
1120339	2 X2,5	10,8	48.0	147
1120340	3 G2,5	11,3	72.0	182
1120342	4 G2,5	12,2	96.0	225
1120343	4 X2,5	12,2	96.0	225
1120344	5 G2,5	13,3	120.0	266
1120346	7 G2,5	14,4	168.0	354
1120349	12 G2,5	18,7	288.0	540
1120350	14 G2,5	19,8	336.0	542
1120351	18 G2,5	22.0	432.0	788
1120353	25 G2,5	25,8	600.0	1094
1120360	4 G4	13,8	154.0	324
1120361	5 G4	15,1	192.0	385
1120362	7 G4	16,4	269.0	513
1120366	4 G6	15,1	230.0	442
1120367	5 G6	16,8	288.0	526
1120368	7 G6	18,2	403.0	705
1120370	4 G10	18,7	384.0	707
1120371	5 G10	20,7	480.0	881
1120374	4 G16	21,3	614.0	1100
1120375	5 G16	23,6	768.0	1600
1120376	7 G16	26,2	1075.0	1890
1120378	4 G25	26,2	960.0	1600
1120379	5 G25	29.0	1200.0	2050
1120382	4 G35	29,1	1344.0	2400
1120383	5 G35	32,5	1680.0	2900



Part number	Number of cores and mm ² per conductor	Outer diameter (mm)	Copper index (kg/km)	Weight (kg/km)
1120385	4 G50	35,6	1920.0	3400
1120387	4 G70	40,7	2688.0	5050
1120389	4 G95	46,8	3648.0	6010
1120390	4 G120	53,5	4608.0	7500