

■ Dimensions: (mm)

Part No.	A	B	C	D	E	F
DJNR 3015	3.0 ± 0.1	3.0 ± 0.1	1.5 Max.	2.7 Typ.	0.9 ± 0.2	1.2 ± 0.2

■ Series List

No.	Part No.	MARK	L (μ H)	RDC Max. (Ω)	Isat Max. (A)	Irms Max. (A)
1	DJNR3015-1R0	1R0	1.0	0.048	2.10	2.10
2	DJNR3015-1R5	1R5	1.5	0.066	1.80	1.90
3	DJNR3015-2R2	2R2	2.2	0.072	1.48	1.60
4	DJNR3015-3R3	3R3	3.3	0.112	1.21	1.45
5	DJNR3015-4R7	4R7	4.7	0.136	1.08	1.25
6	DJNR3015-6R8	6R8	6.8	0.211	0.90	0.90
7	DJNR3015-100	100	10	0.276	0.75	0.87
8	DJNR3015-150	150	15	0.422	0.58	0.65
9	DJNR3015-220	220	22	0.622	0.47	0.55
10	DJNR3015-330	330	33	0.959	0.39	0.45
11	DJNR3015-470	470	47	1.406	0.32	0.40
12	DJNR3015-101	101	100	2.920	0.23	0.25

1. Test Frequency: 1MHz, 1V

2. Tolerance : N ± 30% ; M ± 20%

3. Isat : Based on inductance decrease 30% Max. (at 20°C)

4. Irms : Base on temperature increase 40% Max. (at 20°C)

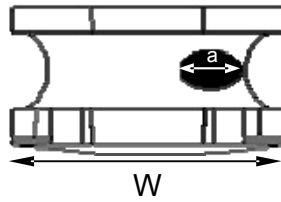
5. Operating Temperature Range: -25°C to +120°C (Including self-temperature rise)

6. Storage Temp. Range: -40°C to +85°C

□ PACKAGE

Type	DJNR 3015
Q'TY/Reel	2000

Void Appearance Tolerance Limit

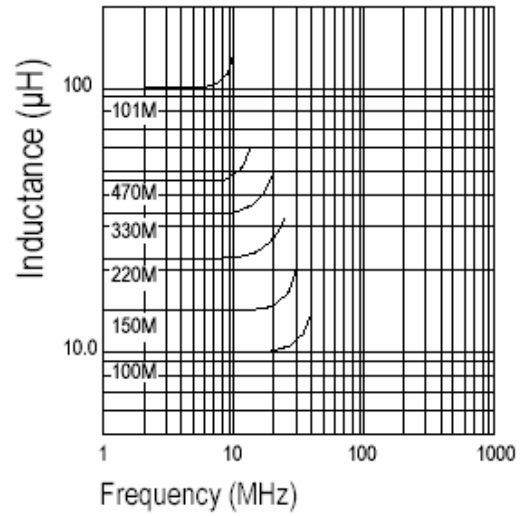
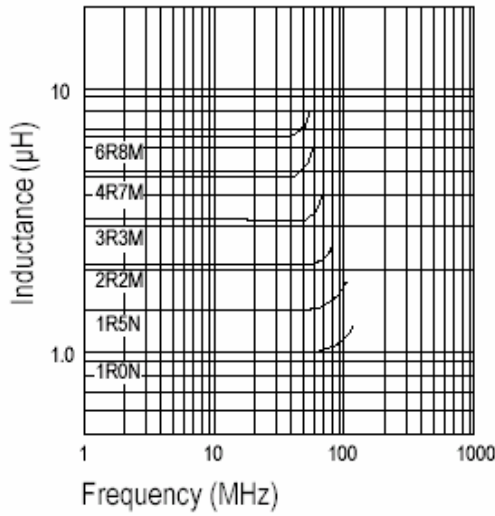


$a \leq W/3$ Good

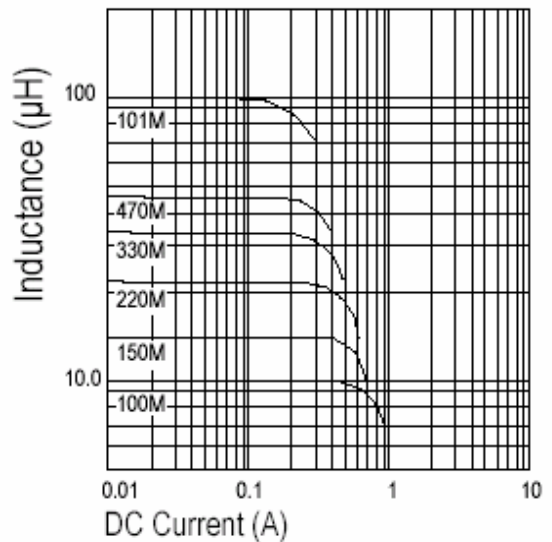
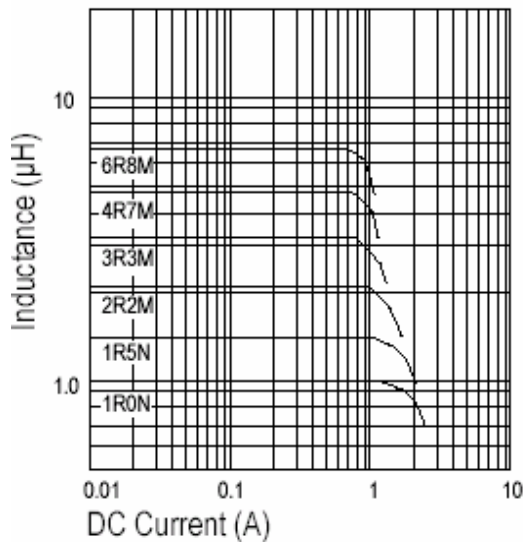
$a > W/3$ NG

Electrical Curve

L vs Frequency



L vs Current



Electrical Curve

CORE : FERRITE

WIRE : CLASS H(180°C) SOLDERABLE POLYURETHANE ENAMELED COPPER WIRE.

EPOXY COATED : MAGNETIC POWDER RESIN.

SOLDER : Pb FREE